

# The Global Risks Report 2023 18th Edition

INSIGHT REPORT



## Terms of use and disclaimer

This document is published by the World Economic Forum as a contribution to a project, insight area or interaction. The findings, interpretations and conclusions expressed herein are a result of a collaborative process facilitated and endorsed by the World Economic Forum but whose results do not necessarily represent the views of the World Economic Forum, nor the entirety of its Members, Partners or other stakeholders.

### World Economic Forum

91-93 route de la Capite  
CH-1223 Cologny/Geneva  
Switzerland  
Tel.: +41 (0)22 869 1212  
Fax: +41 (0)22 786 2744  
E-mail: [contact@weforum.org](mailto:contact@weforum.org)  
[www.weforum.org](http://www.weforum.org)

Copyright © 2023  
by the World Economic Forum

All rights reserved. No part of this publication may be reproduced, stored in a retrieval system, or transmitted, in any form or by any means, electronic, mechanical, photocopying, or otherwise without the prior permission of the World Economic Forum.

ISBN-13: 978-2-940631-36-0

The report and an interactive data platform are available at <https://www.weforum.org/reports/global-risks-report-2023/>.

# Contents

4	<b>Preface</b>
5	<b>Overview of Methodology</b>
6	<b>Executive Summary</b>
13	<b>Chapter 1: Global Risks 2023: Today's Crisis</b>
13	1.1 Current crises
14	1.2 The path to 2025
15	Cost-of-living crisis
17	Economic downturn
19	Economic warfare
21	Climate action hiatus
23	Societal polarization
25	1.3 Looking ahead
26	Endnotes
29	<b>Chapter 2: Global Risks 2033: Tomorrow's Catastrophes</b>
29	2.1 The world in 2033
31	2.2 Natural ecosystems: past the point of no return
35	2.3 Human health: perma-pandemics and chronic capacity challenges
38	2.4 Human security: new weapons, new conflicts
42	2.5 Digital rights: privacy in peril
46	2.6 Economic stability: global debt distress
50	Endnotes
57	<b>Chapter 3: Resource Rivalries: Four Emerging Futures</b>
57	3.1 Anticipating "polycrises"
57	3.2 Polycrisis: natural resources, climate and cooperation
60	3.3 Four futures for 2030
67	Endnotes
69	<b>Chapter 4: Conclusion: is preparedness possible?</b>
73	Endnotes
74	<b>Appendix A – Technical Notes: Global Risks Perception Survey 2022-2023</b>
79	<b>Appendix B – Executive Opinion Survey: National Risk Perceptions</b>
96	<b>Acknowledgements</b>

# Preface



**Saadia Zahidi**  
Managing Director

Last year's *Global Risks Report* warned that a divergent economic recovery from the COVID-19 pandemic risked deepening divisions at a time when collaboration was urgently required to address looming global challenges. Yet despite hard-learned lessons around the interdependence of global risks, few would have anticipated the extent of instability that would soon unfold, this time driven by a new war in Europe.

The health and economic aftereffects of the pandemic have quickly spiraled into compounding crises. Carbon emissions have climbed, as the post-pandemic global economy fired back up. Food and energy have become weaponized by the war in Ukraine, sending inflation soaring to levels not seen in decades, globalizing a cost-of-living crisis and fueling social unrest. The resulting shift in monetary policy marks the end of an economic era defined by easy access to cheap debt and will have vast ramifications for governments, companies and individuals, widening inequality within and between countries.

As the conflict between Russia and Ukraine approaches one year, economies and societies will not easily rebound from continued shocks. In this year's Global Risks Perception Survey, more than four in five respondents anticipated consistent volatility over the next two years. The persistence of these crises is already reshaping the world that we live in, ushering in economic and technological fragmentation. A continued push for national resilience in strategic sectors will come at a cost – one that only a few economies can bear. Geopolitical dynamics are also creating significant headwinds for global cooperation, which often acts as a guardrail to these global risks.

The 18th edition of the *Global Risks Report* considers this backdrop of simmering geopolitical tensions and confluence of socioeconomic risks. It identifies the most severe perceived risks to economies and societies over the next two years. The world's collective focus is being channeled into the "survival" of today's crises: cost of living, social and political polarization, food and energy supplies, tepid growth, and geopolitical confrontation, among others.

Yet much-needed attention and resources are being diverted from newly emerging or rapidly accelerating risks to natural ecosystems, human health, security, digital rights and economic stability that could become crises and catastrophes in the next decade. A low-growth, low-investment and low-cooperation era further undermines resilience and the ability to manage future shocks. In recognition of growing complexity and uncertainty, the report also explores connections between these risks. The analysis focuses on a potential "polycrisis", relating to shortages in natural resources such as food, water, and metals and minerals, illustrating the associated socioeconomic and environmental fall-out through a set of potential futures.

The report is underpinned by our annual Global Risks Perception Survey, which brings together leading insights from over 1,200 experts across the World Economic Forum's diverse network. It draws on the collective intelligence of the world's foremost risk experts, including the Global Risks Advisory Board and the Chief Risk Officers Community, as well as thematic experts from academia, business, government, the international community and civil society. The report has also benefited greatly from the expertise of the World Economic Forum's platforms, which work daily to drive tangible, system-positive change for the long term. We are deeply grateful to our long-standing partners in the report's development: Marsh McLennan and Zurich Insurance Group.

The 2023 edition of the *Global Risks Report* highlights the multiple areas where the world is at a critical inflection point. It is a call to action, to collectively prepare for the next crisis the world may face and, in doing so, shape a pathway to a more stable, resilient world.



# Overview of methodology

The **Global Risks Perception Survey (GRPS)** has underpinned the *Global Risks Report* for nearly two decades and is the World Economic Forum's premier source of original global risks data. This year's GRPS has brought together leading insights on the evolving global risks landscape from over 1,200 experts across academia, business, government, the international community and civil society. Responses for the GRPS 2022-2023 were collected from 7 September to 5 October 2022.

"Global risk" is defined as the possibility of the occurrence of an event or condition which, if it occurs, would negatively impact a significant proportion of global GDP, population or natural resources. The GRPS 2022-2023 included the following components:

- **Outlook** invited respondents to predict global volatility to provide context to the evolution of the global risks landscape.
- **Severity** assessed the perceived likely impact of global risks over a one-, two- and 10-year horizon, to illustrate the potential development of individual global risks over time.
- **Consequences** asked respondents to consider potential impacts of a risk arising, to highlight relationships between global risks and the potential for compounding crises.
- **Risk preparedness and governance** invited respondents to assess the current effectiveness of the management of global risks and reflect on which stakeholders are best placed to effectively manage them, to elicit opportunities for global action and collaboration.
- **Qualitative questions on risks** sourced expert knowledge to identify new and emerging risks.

Refer to [Appendix A: Technical Notes: Global Risks Perception Survey 2022-2023](#) for more detail, including relevant definitions for each of the 32 global risks.

To complement GRPS data on global risks, the report also draws on the World Economic Forum's **Executive Opinion Survey (EOS)** to identify risks that pose the most severe threat to each country over the next two years, as identified by over 12,000 business leaders in 121 economies. When considered in context with the GRPS, this data provides insight into local concerns and priorities and points to potential "hot spots" and regional manifestations of global risks. Refer to [Appendix B: Executive Opinion Survey: National Risk Perceptions](#) for more detail.

Finally, the report integrates the views of leading experts to generate foresight and to support analysis of the survey data. The *Global Risks Report* harnesses contributions from over 40 colleagues across the World Economic Forum's platforms. Qualitative insights were also collected from over 50 experts from across academia, business, government, the international community and civil society through community meetings, private interviews and thematic workshops conducted from July to November 2022. These include the Global Risks Advisory Board and the Chief Risks Officers Community. Refer to [Contributors](#) for more detail.

# Executive Summary

The first years of this decade have heralded a particularly disruptive period in human history. The return to a “new normal” following the COVID-19 pandemic was quickly disrupted by the outbreak of war in Ukraine, ushering in a fresh series of crises in food and energy – triggering problems that decades of progress had sought to solve.

As 2023 begins, the world is facing a set of risks that feel both wholly new and eerily familiar. We have seen a return of “older” risks – inflation, cost-of-living crises, trade wars, capital outflows from emerging markets, widespread social unrest, geopolitical confrontation and the spectre of nuclear warfare – which few of this generation’s business leaders and public policy-makers have experienced. These are being amplified by comparatively new developments in the global risks landscape, including unsustainable levels of debt, a new era of low growth, low global investment and de-globalization, a decline in human

development after decades of progress, rapid and unconstrained development of dual-use (civilian and military) technologies, and the growing pressure of climate change impacts and ambitions in an ever-shrinking window for transition to a 1.5°C world. Together, these are converging to shape a unique, uncertain and turbulent decade to come.

The *Global Risks Report 2023* presents the results of the latest Global Risks Perception Survey (GRPS). We use three time frames for understanding global risks. Chapter 1 considers the mounting impact of current crises (i.e. global risks which are already unfolding) on the most severe global risks that many expect to play out over the short term (two years). Chapter 2 considers a selection of risks that are likely to be most severe in the long term (10 years), exploring newly emerging or rapidly accelerating economic, environmental, societal, geopolitical and technological risks that could become tomorrow’s

FIGURE A

## Global risks ranked by severity over the short and long term

*"Please estimate the likely impact (severity) of the following risks over a 2-year and 10-year period"*



Source  
World Economic Forum Global Risks Perception Survey 2022-2023.



crises. Chapter 3 imagines mid-term futures, exploring how connections between the emerging risks outlined in previous sections may collectively evolve into a “polycrisis” centred around natural resource shortages by 2030. The report concludes by considering perceptions of the comparative state of preparedness for these risks and highlighting enablers to charting a course to a more resilient world. Below are key findings of the report.

## Cost of living dominates global risks in the next two years while climate action failure dominates the next decade

The next decade will be characterized by environmental and societal crises, driven by underlying geopolitical and economic trends. “**Cost-of-living crisis**” is ranked as the most severe global risk over the next two years, peaking in the short term. “**Biodiversity loss and ecosystem collapse**” is viewed as one of the fastest deteriorating global risks over the next decade, and all six environmental risks feature in the top 10 risks over the next 10 years. Nine risks are featured in the top 10 rankings over both the short and the long term, including “**Geoeconomic confrontation**” and “**Erosion of social cohesion and societal polarisation**”, alongside two new entrants to the top rankings: “**Widespread cybercrime and cyber insecurity**” and “**Large-scale involuntary migration**”.

## As an economic era ends, the next will bring more risks of stagnation, divergence and distress

The economic aftereffects of COVID-19 and the war in Ukraine have ushered in skyrocketing inflation, a rapid normalization of monetary policies and started a low-growth, low-investment era.

Governments and central banks could face stubborn inflationary pressures over the next two years, not least given the potential for a prolonged war in Ukraine, continued bottlenecks from a lingering pandemic, and economic warfare spurring supply chain decoupling. Downside risks to the economic outlook also loom large. A miscalibration between monetary and fiscal policies will raise the likelihood of liquidity shocks, signaling a more prolonged economic downturn and debt distress on a global scale. Continued supply-driven inflation could lead to stagflation, the socioeconomic consequences of which could be severe, given an unprecedented interaction with historically high levels of public debt. Global economic fragmentation, geopolitical tensions and rockier restructuring could contribute to widespread debt distress in the next 10 years.

Even if some economies experience a softer-than-expected economic landing, the end of the low interest rate era will have significant ramifications for governments, businesses and individuals. The knock-on effects will be felt most acutely by the most vulnerable parts of society and already-fragile states, contributing to rising poverty, hunger, violent protests, political instability and even state collapse. Economic pressures will also erode gains made by middle-income households, spurring discontent, political polarization and calls for enhanced social protections in countries across the world. Governments will continue to face a dangerous balancing act between protecting a broad swathe of their citizens from an elongated cost-of-living crisis without embedding inflation – and meeting debt servicing costs as revenues come under pressure from an economic downturn, an increasingly urgent transition to new energy systems, and a less stable geopolitical environment. The resulting new economic era may be one of growing divergence between rich and poor countries and the first rollback in human development in decades.

## Geopolitical fragmentation will drive geoeconomic warfare and heighten the risk of multi-domain conflicts

Economic warfare is becoming the norm, with increasing clashes between global powers and state intervention in markets over the next two years. Economic policies will be used defensively, to build self-sufficiency and sovereignty from rival powers, but also will increasingly be deployed offensively to constrain the rise of others. Intensive geoeconomic weaponization will highlight security vulnerabilities posed by trade, financial and technological interdependence between globally integrated economies, risking an escalating cycle of distrust and decoupling. As geopolitics trumps economics, a longer-term rise in inefficient production and rising prices becomes more likely. Geographic hotspots that are critical to the effective functioning of the global financial and economic system, in particular in the Asia-Pacific, also pose a growing concern.

Interstate confrontations are anticipated by GRPS respondents to remain largely economic in nature over the next 10 years. However, the recent uptick in military expenditure and proliferation of new technologies to a wider range of actors could drive a global arms race in emerging technologies. The longer-term global risks landscape could be defined by multi-domain conflicts and asymmetric warfare, with the targeted deployment of new-tech weaponry on a potentially more destructive scale than seen in recent decades. Transnational arms control mechanisms must quickly adapt to this new security context, to strengthen the shared moral, reputational and political costs that act as a deterrent to accidental and intentional escalation.

### **Technology will exacerbate inequalities while risks from cybersecurity will remain a constant concern**

The technology sector will be among the central targets of stronger industrial policies and enhanced state intervention. Spurred by state aid and military expenditure, as well as private investment, research and development into emerging technologies will continue at pace over the next decade, yielding advancements in AI, quantum computing and biotechnology, among other technologies. For countries that can afford it, these technologies will provide partial solutions to a range of emerging crises, from addressing new health threats and a crunch in healthcare capacity to scaling food security and climate mitigation. For those that cannot, inequality and divergence will grow. In all economies, these technologies also bring risks, from widening misinformation and disinformation to unmanageably rapid churn in both blue- and white-collar jobs.

However, the rapid development and deployment of new technologies, which often comes with limited protocols governing their use, poses its own set of risks. The ever-increasing intertwining of technologies with the critical functioning of societies is exposing populations to direct domestic threats, including those that seek to shatter societal functioning. Alongside a rise in cybercrime, attempts to disrupt critical technology-enabled resources and services will become more common, with attacks anticipated against agriculture and water, financial systems, public security, transport, energy and domestic, space-based and undersea communication infrastructure. Technological risks are not solely limited to rogue actors. Sophisticated analysis of larger data sets will enable the misuse of personal information through legitimate legal mechanisms, weakening individual digital sovereignty and the right to privacy, even in well-regulated, democratic regimes.



### **Climate mitigation and climate adaptation efforts are set up for a risky trade-off, while nature collapses**

Climate and environmental risks are the core focus of global risks perceptions over the next decade – and are the risks for which we are seen to be the least prepared. The lack of deep, concerted progress on climate targets has exposed the divergence between what is scientifically necessary to achieve net zero and what is politically feasible. Growing demands on public-and private-sector resources from other crises will reduce the speed and scale of mitigation efforts over the next two years, alongside insufficient progress towards the adaptation support required for those communities and countries increasingly affected by the impacts of climate change.

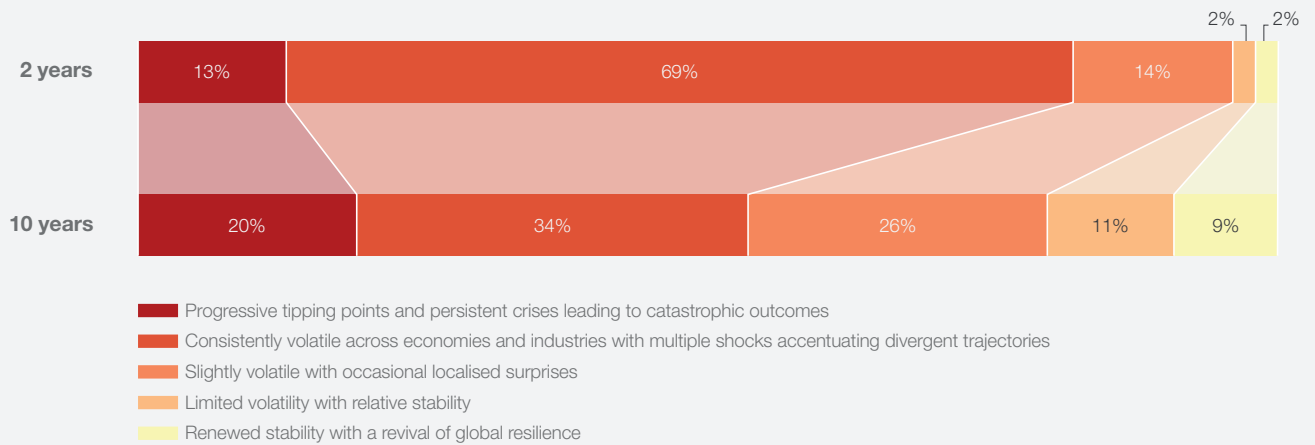
As current crises diverts resources from risks arising over the medium to longer term, the burdens on natural ecosystems will grow given their still undervalued role in the global economy and overall planetary health. Nature loss and climate change are intrinsically interlinked – a failure in one sphere will cascade into the other. Without significant policy change or investment, the interplay between climate change impacts, biodiversity loss, food security and natural resource consumption will accelerate ecosystem collapse, threaten food supplies and livelihoods in climate-vulnerable economies, amplify the impacts of natural disasters, and limit further progress on climate mitigation.



FIGURE B

**Short- and long-term global outlook**

"Which of the following best characterizes your outlook for the world over the short-term (2 years) and longer-term (10 years)?"



Source  
World Economic Forum, Global Risks  
Perception Survey 2022-2023.

**Food, fuel and cost crises exacerbate societal vulnerabilities while declining investments in human development erode future resilience**

Compounding crises are widening their impact across societies, hitting the livelihoods of a far broader section of the population, and destabilizing more economies in the world, than traditionally vulnerable communities and fragile states. Building on the most severe risks expected to impact in 2023 – including “Energy supply crisis”, “Rising inflation” and “Food supply crisis” – a global Cost-of-living crisis is already being felt. Economic impacts have been cushioned by countries that can afford it, but many lower-income countries are facing multiple crises: debt, climate change and food security. Continued supply-side pressures risk turning the current cost-of-living crisis into a wider humanitarian crisis within the next two years in many import-dependent markets.

Associated social unrest and political instability will not be contained to emerging markets, as economic pressures continue to hollow out the middle-income bracket. Mounting citizen frustration at losses in human development and declining social mobility, together with a widening gap in values and equality, are posing an existential challenge to political systems around the world. The election of less centrist leaders as well as political polarization between economic superpowers over the next two years may also reduce space further for collective problem-solving, fracturing alliances and leading to a more volatile dynamic.

With a crunch in public-sector funding and competing security concerns, our capacity to absorb the next

global shock is shrinking. Over the next 10 years, fewer countries will have the fiscal headroom to invest in future growth, green technologies, education, care and health systems. The slow decay of public infrastructure and services in both developing and advanced markets may be relatively subtle, but accumulating impacts will be highly corrosive to the strength of human capital and development – a critical mitigant to other global risks faced.

**As volatility in multiple domains grows in parallel, the risk of polycrises accelerates**

Concurrent shocks, deeply interconnected risks and eroding resilience are giving rise to the risk of polycrises – where disparate crises interact such that the overall impact far exceeds the sum of each part. Eroding geopolitical cooperation will have ripple effects across the global risks landscape over the medium term, including contributing to a potential polycrisis of interrelated environmental, geopolitical and socioeconomic risks relating to the supply of and demand for natural resources.

The report describes four potential futures centred around food, water and metals and mineral shortages, all of which could spark a humanitarian as well as an ecological crisis – from water wars and famines to continued overexploitation of ecological resources and a slowdown in climate mitigation and adaptation. Given uncertain relationships between global risks, similar foresight exercises can help anticipate potential connections, directing preparedness measures towards minimizing the scale and scope of polycrises before they arise.

In the years to come, as continued, concurrent crises embed structural changes to the economic and geopolitical landscape, they accelerate the other risks that we face. More than four in five GRPS respondents anticipate consistent volatility over the next two years at a minimum, with multiple shocks accentuating divergent trajectories. However, respondents are generally more optimistic over the longer term. Just over one-half of respondents anticipate a negative outlook, and nearly one in five respondents predict limited volatility with relative – and potentially renewed – stability in the next 10 years.

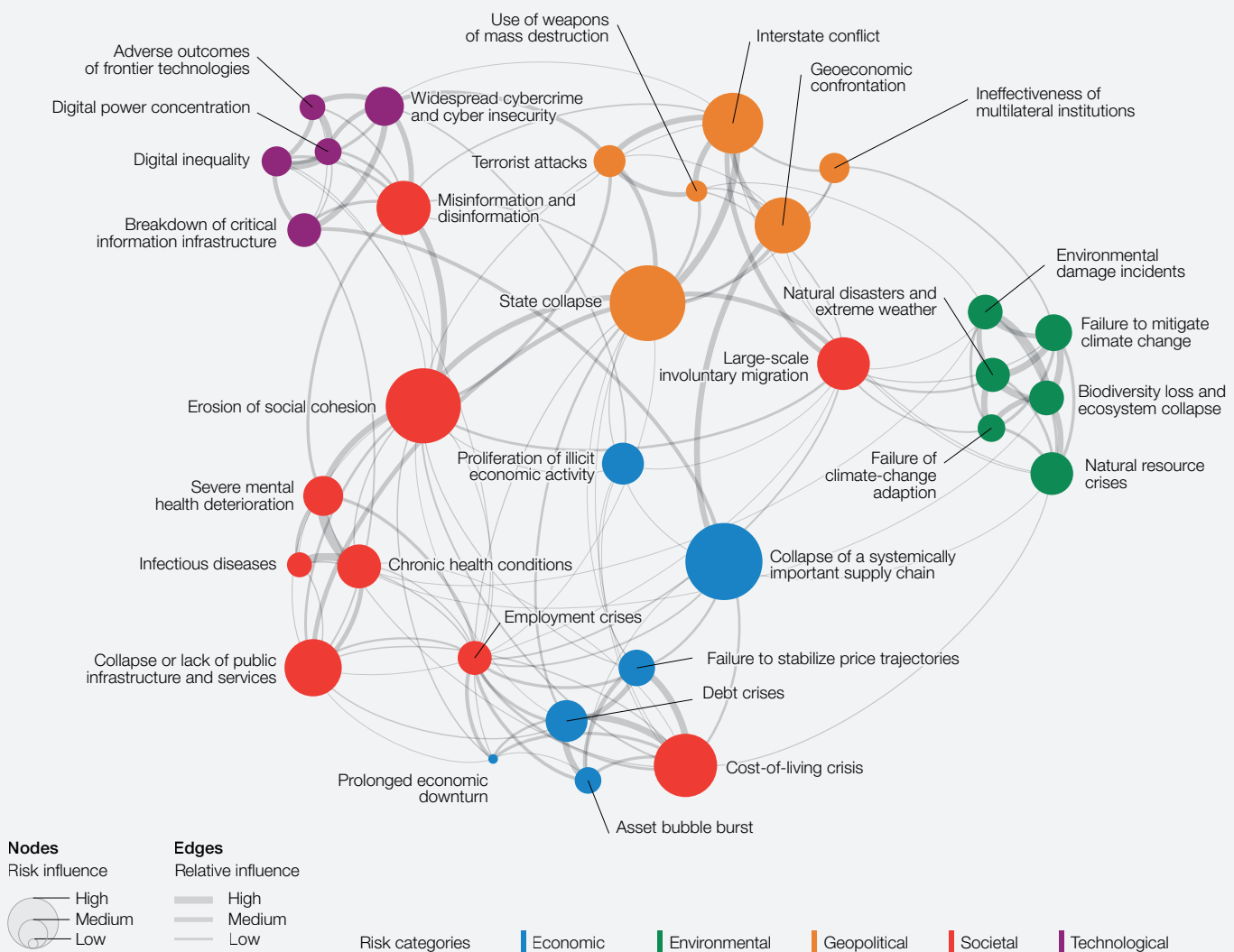
Indeed, there is still a window to shape a more secure future through more effective preparedness. Addressing the erosion of trust in multilateral processes will enhance our collective ability to prevent and respond to emerging cross-border crises and strengthen the guardrails we have in place to address well-established risks. In addition,

leveraging the interconnectivity between global risks can broaden the impact of risk mitigation activities – shoring up resilience in one area can have a multiplier effect on overall preparedness for other related risks. As a deteriorating economic outlook brings tougher trade-offs for governments facing competing social, environmental and security concerns, investment in resilience must focus on solutions that address multiple risks, such as funding of adaptation measures that come with climate mitigation co-benefits, or investment in areas that strengthen human capital and development.

Some of the risks described in this year’s report are close to a tipping point. This is the moment to act collectively, decisively and with a long-term lens to shape a pathway to a more positive, inclusive and stable world.

FIGURE C

Global risks landscape: an interconnections map



Source  
World Economic Forum, Global Risks Perception Survey 2022-2023.

FIGURE D

### Currently manifesting risks

"Please rank the top 5 currently manifesting risks in order of how severe you believe their impact will be on a global level in 2023"



Source  
World Economic Forum Global Risks  
Perception Survey 2022-2023.

FIGURE E

### Global risks ranked by severity

"Please estimate the likely impact (severity) of the following risks over a 2-year and 10-year period"

#### Short term



#### Long term



Source  
World Economic Forum Global Risks  
Perception Survey 2022-2023.

Risk categories | Economic | Environmental | Geopolitical | Societal | Technological

FIGURE F

Perceptions around preparedness and governance





1

# Global Risks 2023: Today's Crisis

## 1.1 Current crises

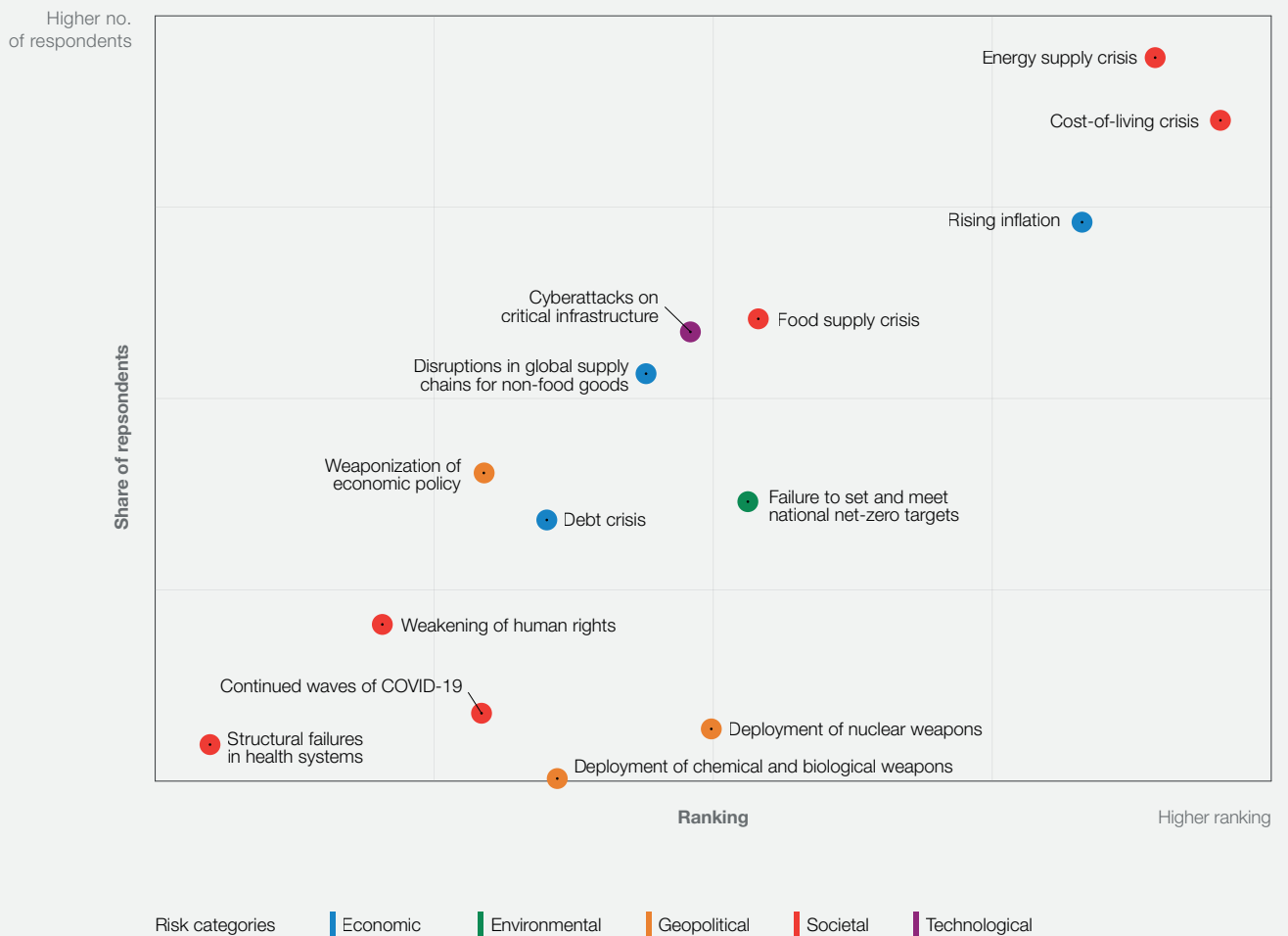
With the global landscape dominated by manifesting risks, we introduce this year three time frames for understanding global risks: 1) current crises (i.e. global risks which are already unfolding), 2) risks

that are likely to be most severe in two years, and 3) risks that are likely to be most severe in 10 years. This chapter address the outlook for the first two time frames. Most respondents to the

FIGURE 1.1

### Currently manifesting risks

*"Please rank the top 5 currently manifesting risks in order of how severe you believe their impact will be on a global level in 2023"*



Source  
World Economic Forum Global Risks Perception Survey 2022-2023.

2022-2023 Global Risks Perception Survey (GRPS) chose “Energy supply crisis”; “Cost-of-living crisis”; “Rising inflation”; “Food supply crisis” and “Cyberattacks on critical infrastructure” as among the top risks for 2023 with the greatest potential impact on a global scale (Figure 1.1). Those that are outside the top 5 for the year but remain concerns include: failure to meet net-zero targets; weaponization of economic policy; weakening of human rights; a debt crisis; and failure of non-food supply chains.

News headlines all over the world make these results largely unsurprising. Yet their implications are profound. Our global “new normal” is a return to basics – food, energy, security – problems our globalized world was thought to be on a trajectory to solve. These risks are being amplified by the persistent health and economic overhang of a global pandemic; a war in Europe and sanctions that impact a globally integrated economy; and an escalating technological arms race underpinned by industrial competition and enhanced state intervention. Longer-term structural changes to

geopolitical dynamics – with the diffusion of power across countries of differing political and economic systems – are coinciding with a more rapidly changing economic landscape, ushering in a low-growth, low-investment and low-cooperation era and a potential decline in human development after decades of progress.

The result is a global risks landscape that feels both wholly new and eerily familiar. There is a return of “older” risks that are understood historically but experienced by few in the current generations of business leaders and public policy-makers. In addition, there are relatively new developments in the global risk landscape. These include widespread, historically high levels of public and in some cases private-sector debt; the ever more rapid pace of technological development and its unprecedented intertwining with the critical functioning of societies; and the growing pressure of climate change impacts and ambitions in an ever-shorter time frame for transition. Together, these are converging to shape a unique, uncertain and turbulent 2020s.

## 1.2 The path to 2025

The complex and rapid evolution of the global risks landscape is adding to a sense of unease. More than four in five GRPS respondents anticipated consistent volatility over the next two years at a minimum, with multiple shocks accentuating divergent trajectories (Figure 1.10).

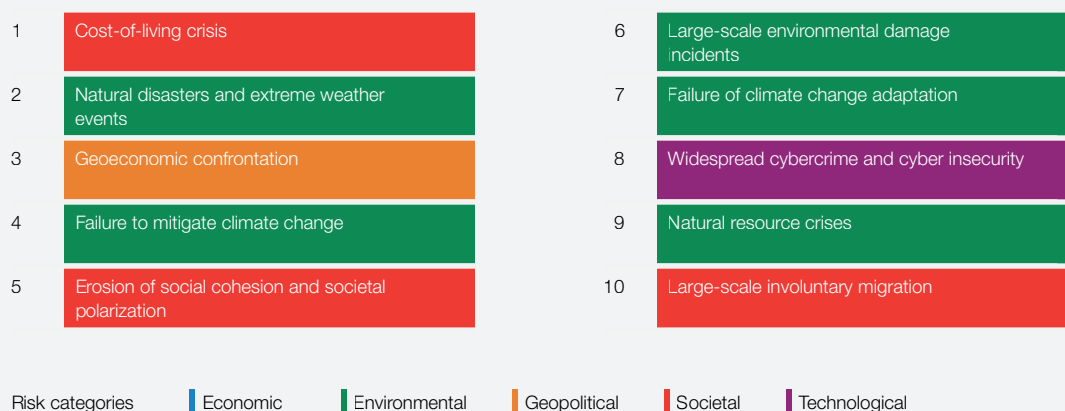
Respondents to the GRPS see the path to 2025 dominated by social and environmental risks, driven by underlying geopolitical and economic trends (Figure 1.2).

There were some notable differences between the responses of government and business respondents, with “Debt crises”, “Failure to stabilize price trajectories”, “Failure to mitigate climate change” and “Failure of climate change adaptation” featuring more prominently for governments, and “Widespread cybercrime and cyber insecurity” and “Large-scale environmental damage incidents” featuring higher for business (Figure 1.3).

The following sections explore the most severe

FIGURE 1.2

Global risks ranked by severity over the short term (2 years)



Source  
World Economic Forum Global Risks Perception Survey 2022-2023.

FIGURE 1.3

Severity by stakeholder over the short term (2 years)



Source  
World Economic Forum Global Risks  
Perception Survey 2022-2023.

global risks that many expect to play out over the next two years, within the context of the mounting impacts and constraints being imposed by the numerous crises felt today. These are: cost-of-living crisis, economic downturn, goeconomic warfare, climate action hiatus and societal polarization. We describe current trends associated with each risk, briefly cover the reasons behind them and then note their emerging implications and knock-on effects.

### Cost-of-living crisis

Ranked as the most severe global risk over the next two years by GRPS respondents, a global **Cost-of-living crisis** is already here, with inflationary pressures disproportionately hitting those that can least afford it. Even before the COVID-19 pandemic, the price of basic necessities – non-expendable items such as food and housing – were on the rise.<sup>1</sup> Costs further increased in 2022, primarily due to continued disruptions in the flows of energy and food from Russia and Ukraine. To curb domestic prices, around 30 countries introduced restrictions, including export bans, in food and energy last year, further driving up global inflation.<sup>2</sup> Despite the latest extension, the looming threat of Russia pulling out of the Black Sea Grain Export Deal has also led to significant volatility in the price of essential commodities.

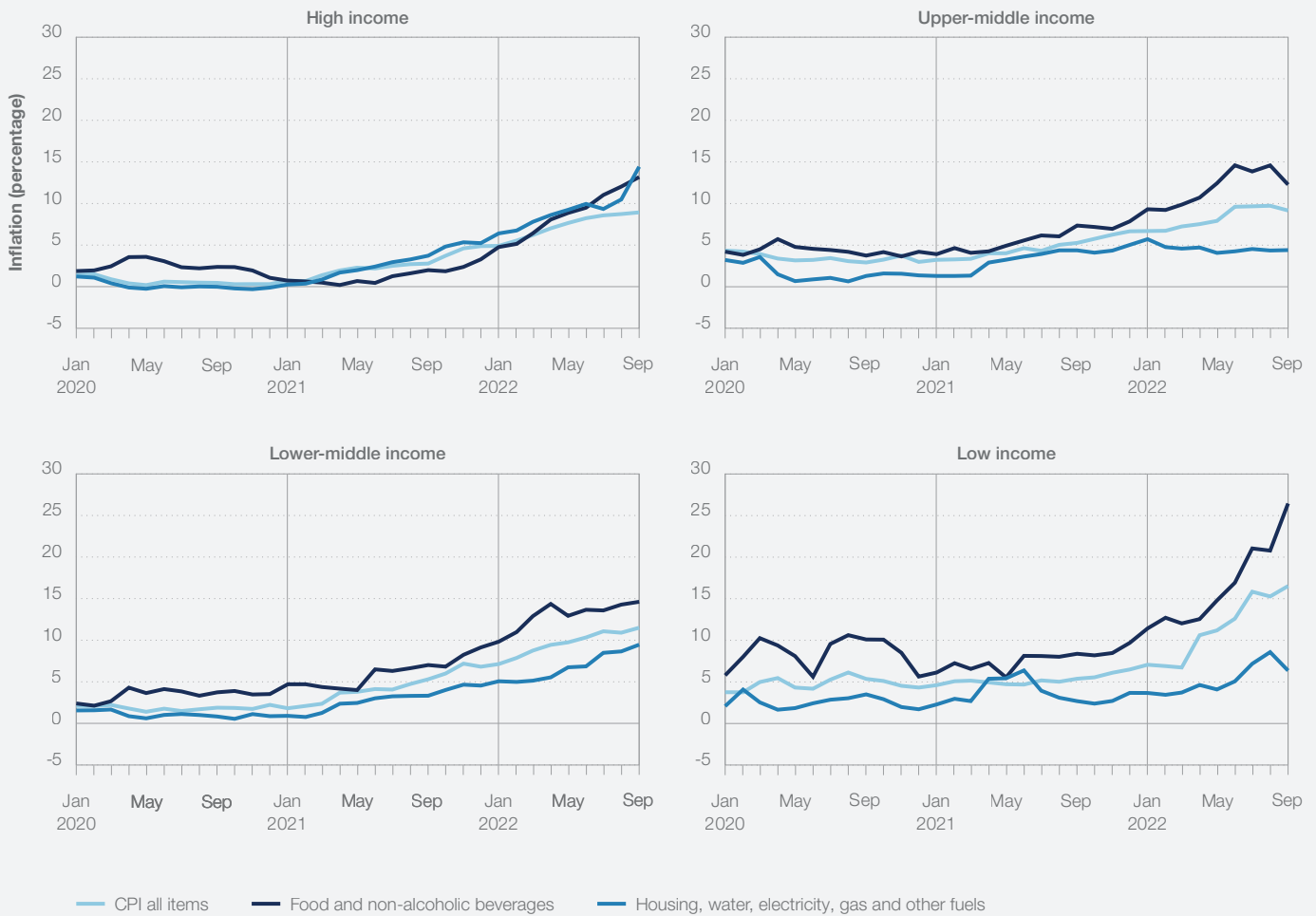
Although global supply chains have partly adapted, with pressures significantly lower than the peak experienced in April last year,<sup>3</sup> price shocks to core necessities have significantly outpaced general inflation over this time (Figure 1.4). The FAO Price Index hit the highest level since its inception in 1990 in March last year.<sup>4</sup> Energy prices are estimated to remain 46% higher than average in 2023 relative to January 2022 projections.<sup>5</sup> The relaxation of China's COVID-19 policies could drive up energy and commodity prices further - and will test the resilience of global supply chains if policy changes remain unpredictable as infections soar.

**Cost-of-living crisis** was broadly perceived by GRPS respondents to be a short-term risk, at peak severity within the next two years and easing off thereafter. But the persistence of a global cost-of-living crisis could result in a growing proportion of the most vulnerable parts of society being priced out of access to basic needs, fueling unrest and political instability. Continued supply-chain disruptions could lead to sticky core inflation, particularly in food and energy. This could fuel further interest rate hikes, raising the risk of debt distress, a prolonged economic downturn and a vicious cycle for fiscal planning.

Despite some improvement during the pandemic, household debt has been on the rise in certain

FIGURE 1.4

Price hikes in basic necessities, 2020-2022



Source  
IMF, Consumer Price Index.

Note  
Median year-on-year inflation, by income group.

economies. Global mortgage rates have reached their highest level in more than a decade. Some estimates suggest that the increase in rates amounts to a 35% increase in mortgage payments for homeowners.<sup>6</sup> Rent inflation has also followed suit – in the United States of America, it is estimated to peak at over 8% in May this year before easing,<sup>7</sup> disproportionately affecting lower socioeconomic groups who are more likely to rent but least able to afford rental price hikes. Retirees will also be impacted as pensions fail to keep pace with higher inflation.<sup>8</sup> Higher costs of food, energy and housing, causing lower real incomes, will result in trade-offs in essential spending, worsening health and wellbeing outcomes for communities.

Economic impacts are often cushioned by expansive fiscal policy and government programmes in countries that can afford them.<sup>9</sup> Advanced economies continue to roll out measures, many of which have been broad-brush in approach – ranging from caps on electricity bills, fuel rebates and subsidized public transport tickets for consumers, to export controls on food, tax relief, enhanced state aid and support for affected companies. The resulting pressure on fiscal balances may exacerbate debt sustainability

concerns, leaving emerging and developing countries with far less fiscal room to protect their populations in the future.

Both affordability and availability of basic necessities can stoke social and political instability. Last year, the increase in fuel prices alone led to protests in an estimated 92 countries, some of which resulted in political upheaval and fatalities, alongside strikes and industrial action.<sup>10</sup> The impact of insecurity will continue to be felt most acutely in already vulnerable states – including Somalia, Sudan, South Sudan and the Syrian Arab Republic – but may also exacerbate instability in countries facing simultaneous food and debt crises, such as Tunisia, Ghana, Pakistan, Egypt and Lebanon.<sup>11</sup>

A combination of extreme weather events and constrained supply could lead the current cost-of-living crisis into a catastrophic scenario of hunger and distress for millions in import-dependent countries or turn the energy crisis towards a humanitarian crisis in the poorest emerging markets. Energy shortages – as a result of supplier shut-offs or natural, accidental or intentional damage



to pipelines and energy grids – could cause widespread blackouts and fatalities if combined with seasonal extreme weather. There is also a material possibility of a global food supply crisis occurring in 2023, with the continuation of the war in Ukraine, the lagged effect of a price spike in fertilizer last year and the impact of extreme weather conditions on food production in key regions. Estimates suggest that over 800,000 hectares of farmland were wiped out by floods in Pakistan – increasing commodity prices significantly in a country that was already grappling with record 27% inflation.<sup>12</sup> Predicted droughts and water shortages may cause a decline in harvests and livestock deaths across East Africa, North Africa and Southern Africa, exacerbating food insecurity.<sup>13</sup>

Although some regions anticipate above-average yields next year, unexpected production or transportation shocks in key exporters – including water shortages in the Netherlands and droughts and large-scale insect loss in the United States of America and Brazil<sup>14</sup> – or controls imposed by these countries could further destabilize global food security, explored in [Chapter 3: Resource Rivalries](#). “Severe commodity price shocks or volatility” was a top-five risk over the next two years in 47 countries surveyed by the Forum’s Executive Opinion Survey (EOS), while “Severe commodity supply crises” registered as a more localized risk, as a top-five concern across 34 countries, including in Switzerland, South Korea, Singapore, Chile and Türkiye. The catastrophic effects of famine and loss of life can also have spill-over effects further afield, as the risk of widespread violence grows and involuntary migration rises.

## Economic downturn

Last year’s edition of the *Global Risks Report* warned that inflation, debt and interest rate rises were emerging risks. Today, governments and central banks – led by developed markets, notably the United States of America, Eurozone and the United Kingdom of Great Britain – are walking a tightrope between managing inflation without triggering a deep or prolonged recession, and protecting citizens from a cost-of-living crisis while servicing historically high debt loads. Public-sector respondents to the GRPS ranked **Debt crises** (#6), **Failure to stabilise price trajectories** (#8) and **“Prolonged economic downturn”** (#10) in the top 10 risks over the next two years (Figure 1.3).

Managing inflation is a worldwide concern. **“Rapid and / or sustained inflation”** was also highlighted as a top-five risk over the next two years in 89 of the countries surveyed in the EOS, a significant increase from 2021 (Figure 1.5). It was ranked as the top threat in a number of G20 countries – including Brazil, South Korea and Mexico – although inflationary pressures have affected both developed and developing economies. Inflation rates rose above 80% in Argentina and Türkiye, while Zimbabwe, the Bolivarian Republic of Venezuela, Lebanon, the Syrian Arab Republic and Sudan witnessed triple-digit inflation. Inflation in the United States of America peaked above 9% in June last year and hit record highs in the United Kingdom of Great Britain and the Eurozone in October, at 11.1% and 10.6%, respectively, forcing interest rates higher and inflicting more pain on emerging economies.<sup>15</sup>

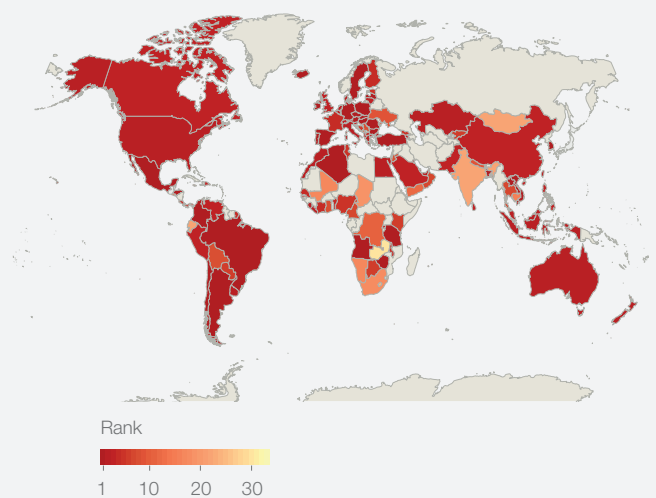
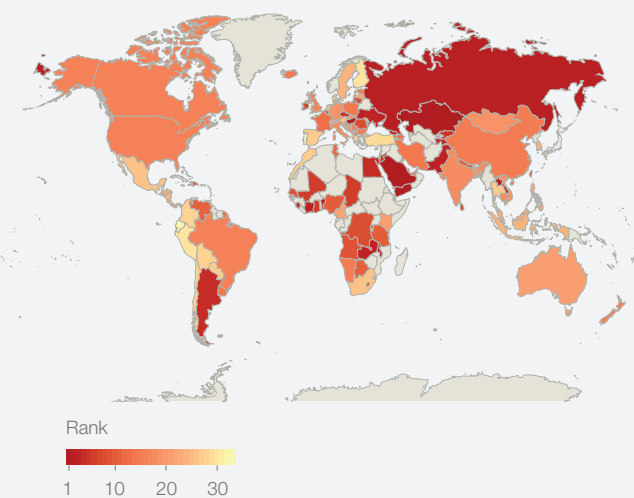
FIGURE 1.5

### National risk perceptions: inflation

“Which five risks are the most likely to pose the biggest threat to your country in the next two years?”

#### A. Failure to stabilize price trajectories, 2021

#### B. Rapid and / or sustained inflation, 2022



Source

World Economic Forum Executive Opinion Survey 2022.

The IMF's most recent projections anticipate a decline in global inflation from almost 9% in 2022 to 6.5% this year and 4.1% in 2024, with a sharper disinflation in advanced economies.<sup>16</sup> However, downside risks to the outlook loom large. The complexity of inflationary dynamics is creating a challenging policy environment for both the public sector and central banks, given the mix of demand and supply-side drivers, including a prolonged war in Ukraine and associated energy-supply crunch, potential for escalating sanctions, and continued bottlenecks from a lingering pandemic or new sources of supply-side controls.

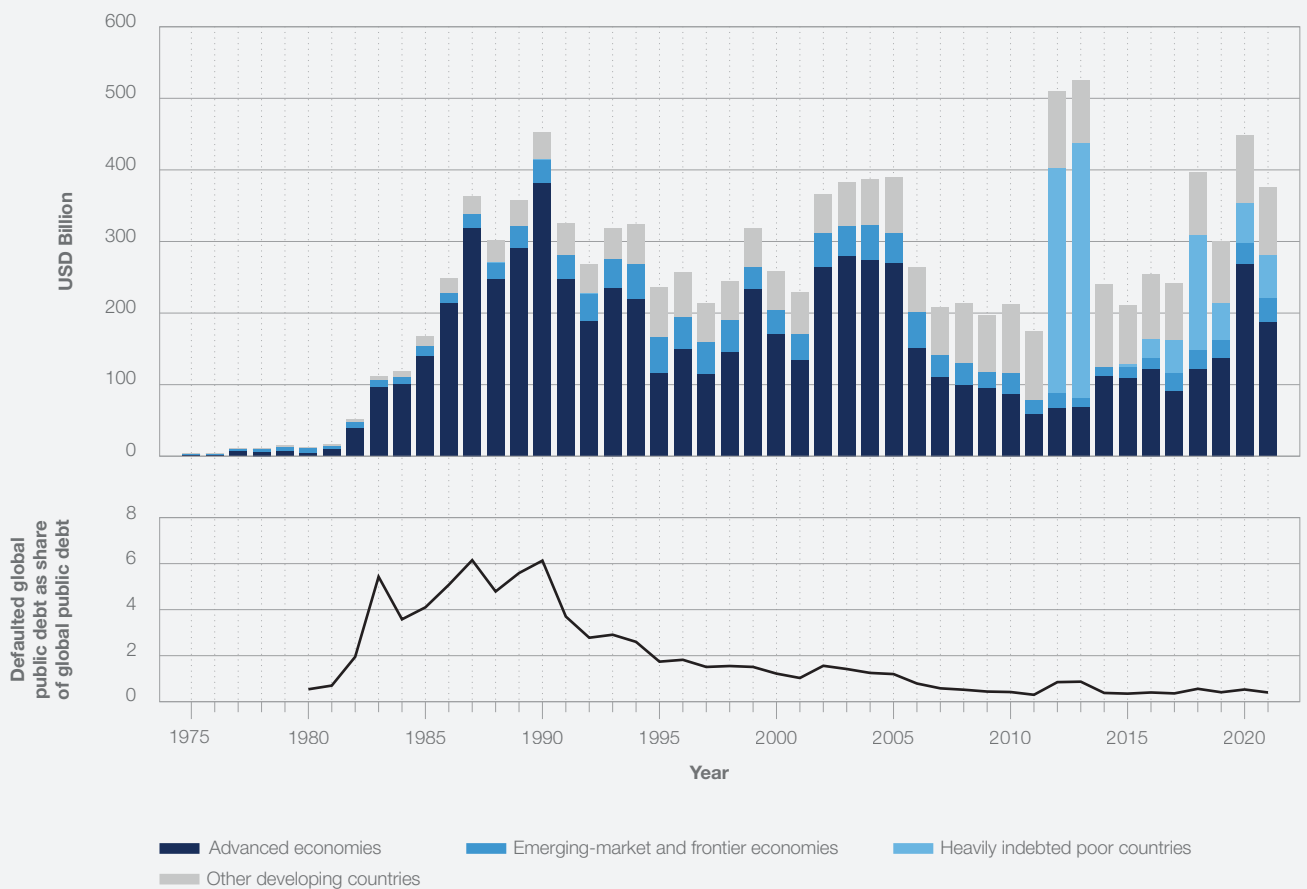
Given currently low headline unemployment in advanced economies, persistent price pressures will likely lead to higher interest rates to avoid inflation de-anchoring. Central banks have sped up the post-pandemic normalization of monetary policy. Nearly 90% (33 of 38) of central banks monitored by the Bank for International Settlements raised interest rates in 2022, a dramatic shift away from the loose financial conditions that characterized the previous decade.<sup>17</sup> With a rapid rise in rates, the risk of unintended consequences and policy error is high, with possible overshoot leading to a deeper and more prolonged economic downturn and potential global recession.

Even if the economic fallout remains comparatively contained, global growth is forecast to slow to 2.7% in 2023, with around one-third of the world's economy facing a technical recession – the third-weakest growth profile in over 20 years.<sup>18</sup> This downturn will be led by advanced markets, with projected growth falling to 1.1% in 2023, while the largest economies – the EU, China and the United States of America – face continued challenges to growth. However, for developing economies, there is a risk of further economic distress and tougher trade-offs. Stubbornly high inflation and more disorderly containment will raise the likelihood of stagnant economic growth, liquidity shocks and debt distress on a global scale. Energy importers in particular will bear the brunt of higher energy prices stemming from a strengthened US dollar, but its continued strength is importing inflation worldwide.

Globalized capital flows over recent decades have increased exposure of emerging and developing markets to rising interest rates, especially those with a high proportion of USD-denominated debt, such as Argentina, Colombia and Indonesia.<sup>19</sup> Early tightening of monetary policy in many markets – including Brazil, Mexico, Chile, Peru and Colombia – minimized initial exposure. But while some countries have resorted to foreign-exchange interventions

FIGURE 1.6

**Sovereign debt in default**



Source  
Bank of Canada and Bank of England, 2022.<sup>20</sup>

to limit currency depreciation and debt-servicing loads, heightened volatility continues to drive demand for US assets. This has led to record capital outflows from markets with weaker macroeconomic fundamentals, with investors already withdrawing \$70 billion from emerging market bond funds by October last year.<sup>21</sup>

Growth agendas, including the critical pivot to greener economies, have been based on the availability of cheap debt. The extent to which countries can continue to finance development will be dependent on domestic political and debt dynamics. Sri Lanka's recent crisis provides a very real example of the spiraling risks to human security and health that can arise from economic distress, where a debt default and shortage in foreign currency limited imports; disrupted access to food, fuel, healthcare and electricity; and led to violent protests and the resignation of the President.

The scale of sovereign debt defaults could significantly rise in weaker emerging markets over the next two years, in terms of both the percentage value of total global debt and number of states in default (Figure 1.6). Although unlikely under the current trajectory to reach globally destabilizing levels, the proportion of countries in or at high risk of debt distress has already doubled from 2015 levels.<sup>22</sup> This will increase the global influence of creditor nations and heighten state fragility as the capacity to address simultaneous crises in food and energy will be limited.<sup>23</sup> Some countries will be unable to contain future shocks, invest in future growth and

green technologies or build future resilience in education, healthcare and ecological systems, with impacts exacerbated by the most powerful and disproportionately borne by the most vulnerable, as explored in [Chapter 2.6: Economic stability](#).

## Geoeconomic warfare

“**Geoeconomic confrontation**” was ranked the third-most severe risk over the next two years by GRPS respondents. Interstate confrontations were anticipated by both GRPS and EOS respondents to remain largely economic in nature over the short term. **Geoeconomic confrontation** – including sanctions, trade wars and investment screening – was considered a top-five threat over the next two years among 42 countries surveyed by the EOS and featured as the top risk in many East and South-East Asian countries, among others. In comparison, “**Interstate conflict**” was ranked as a top-five risk in 28 countries surveyed by the EOS (Figure 1.7).

The weaponization of economic policy between globally integrated powers has highlighted vulnerabilities posed by trade, financial and technological interdependence - for the public and private sector alike. The Ukraine conflict triggered the imposition of sanctions, nationalization of key players, and government appropriation of assets, such as Germany's seizure of Russian energy companies' stakes in local refineries last year.<sup>24</sup> Reputational and legal risks for multinational company operations in certain markets also grew:

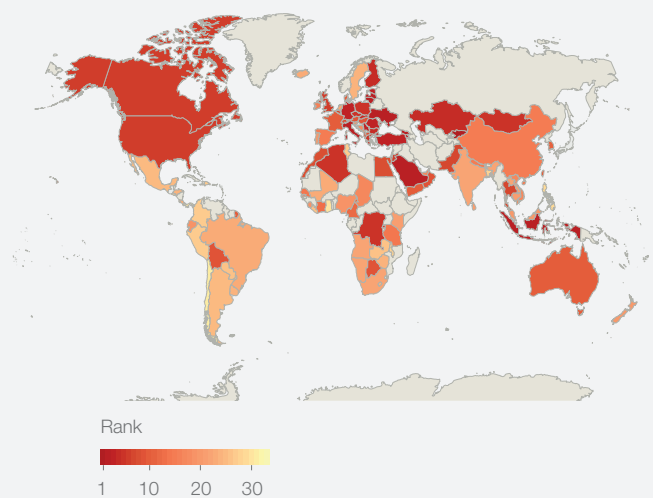
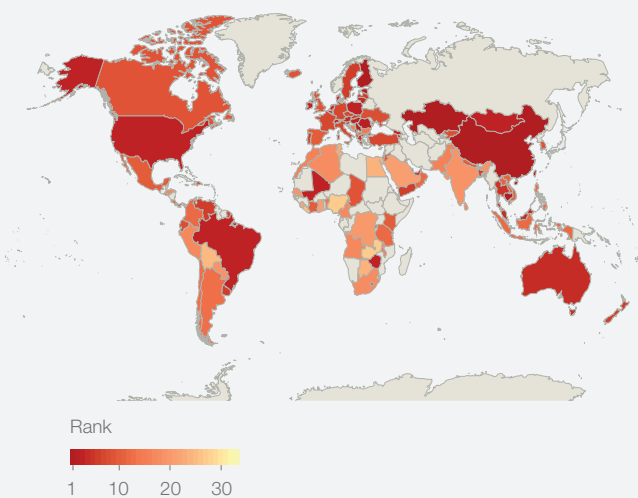
FIGURE 1.7

### National risk perceptions: interstate confrontation

*"Which five risks are the most likely to pose the biggest threat to your country in the next two years?"*

#### A. Geoeconomic confrontation

#### B. Interstate conflict



Source  
World Economic Forum Executive Opinion Survey 2022.



consumer good companies faced boycotts after continuing to provide basic necessities to Russia, and a European energy company was accused of “complicity in war crimes” due to linkages to a Russian gas field.<sup>25</sup>

In the face of vulnerabilities highlighted by the pandemic and then war, economic policy, particularly in advanced economies, is increasingly directed towards geopolitical goals. Countries are seeking to build “self-sufficiency”, underpinned by state aid, and achieve “sovereignty” from rival powers, through onshoring and “friend-shoring” global supply chains. Defensive measures to boost local production and minimize foreign interference in critical industries include subsidies, tighter investment screening, data localization policies, visa bans and exclusion of companies from key markets.

While initially driven by tensions between the United States of America and China, many policies are extra-territorial in nature or have been similarly adopted by other markets, with spill-over effects across a broad range of industries. For example, Switzerland is considering the introduction of a general cross-sectoral foreign direct investment screening regime for the first time. Expanded state aid to support self-sufficiency in “strategically important products”, including climate mitigation and adaptation, has also heightened competition within global blocs. The EU has already raised concerns about the USA's Inflation Reduction Act, which includes significant tax credits and subsidies for local green technologies.<sup>26</sup>

Economic levers are also being used to proactively constrain the rise of rivals. This includes delisting of foreign companies, extensive use of the foreign direct product rule and export controls on key technologies and intellectual property as well as broad constraints on citizens and entities working with designated foreign companies. The introduction of an outbound investment screening regime has

also been contemplated by the United States of America.<sup>27</sup>

Together, these trends towards geoeconomic warfare risk creating widespread spillovers. More extensive deployment of economic levers to meet geopolitical goals risks a vicious and escalating cycle of distrust. Financial and technological ramifications may highlight further vulnerabilities, leading states to proactively wind back other interdependencies in the name of national security and resilience over the next two years. This may spur contrary outcomes to the intended objective, driving resilience and productivity growth lower and marking the end of an economic era characterized by cheaper and globalized capital, labour, commodities and goods.

This will likely continue to weaken existing alliances as nations turn inwards, with enhanced state intervention perceived to drive a “race to the bottom”. Further pressure will be placed on multilateral governance mechanisms that act as mitigants to these risks, potentially mirroring the politicization of the World Health Organization (WHO) during the COVID-19 pandemic and the near paralysis of trade enforcement on more contentious issues by the World Trade Organization (WTO) in recent years.<sup>28</sup> It will also likely embed the importance of broader geopolitical spheres of influence in “dependent” markets, with global powers extensively exercising trade, debt and technological power. Although some developing and emerging markets may wield critical resources as leverage, considered in [Chapter 3: Resource Rivalries](#), anticipated controls on capital, labour, knowledge and technological flows risk widening the developmental divide.

In addition, spheres of influence will not be purely contained to global powers, nor “dependent” developing and emerging markets. The influence and alignment of the Middle East in regional and global politics will shift. Although the challenge of longer-



term economic diversification remains a significant distraction domestically, the current energy crisis will raise economic, military and political capital of numerous countries over the next two years. Comparative ties of the United States of America and China will have significant ramifications for the balance of power in the region, as well as global military dynamics, considered further in [Chapter 2.4: Human security](#).<sup>29</sup>

Strategies to enhance security may also come at a wider economic cost. Intensified geopolitical tensions risk weakening the economic landscape even further, resulting in lingering inflation or depressed growth even if current pressures subside. If on- and friend-shoring continue to be prioritized – particularly in strategic industries such as technology, telecommunications, financial systems, agriculture, mining, healthcare and pharmaceuticals – consumers will potentially face rising costs well into the future. As costs of compliance with divergent political and economic systems climb, multinational companies may pragmatically pick a side, speeding up divergence between various market models.

While intended to lower risks associated with geopolitical and economic disruption, shortened supply chains may also unintentionally heighten exposure to geographically concentrated risks, including labour shortages, civil unrest, pandemics and natural weather events. Geopolitical risks posed by geographic hotspots that are critical to the effective functioning of the global financial and economic system, in particular in the Asia-Pacific, also pose a growing concern.

## Climate action hiatus

Despite 30 years of global climate advocacy and diplomacy, the international system has struggled to make the required progress on climate change. The potential failure to address this existential global risk first entered the top rankings of the *Global Risks Report* over a decade ago, in 2011. Today, atmospheric levels of carbon dioxide, methane and nitrous oxide have all reached record highs. Emission trajectories make it very unlikely that global ambitions to limit warming to 1.5°C will be achieved.<sup>30</sup>

A **Failure to mitigate climate change** is ranked as one of the most severe threats in the short term but is the global risk we are seen to be the least prepared for, with 70% of GRPS respondents rating existing measures to prevent or prepare for climate change as **“ineffective”** or **“highly ineffective”** (Figure 4.1). According to the Intergovernmental Panel on Climate Change (IPCC), the chance of breaching the 1.5°C target by as early as 2030 stands at 50%. Current commitments made by the G7 private sector suggest an increase of 2.7°C by mid-century, way above the goals outlined in the Paris Agreement.<sup>31</sup>

Recent events have exposed a divergence between



what is scientifically necessary and what is politically expedient. Current pressures should result in a turning point, encouraging energy-importing countries to invest in “secure”, cleaner and cheaper renewable energy sources.<sup>32</sup> Yet geopolitical tensions and economic pressures have already limited – and in some cases reversed – progress on climate change mitigation, at least over the short term. For example, the EU spent at least EUR50 billion on new and expanded fossil-fuel infrastructure and supplies, and some countries restarted coal power stations.<sup>33</sup>

Despite some longer-term government action on the energy transition, such as the USA's Inflation Reduction Act and the EU's REPowerEU plan, overall momentum for climate mitigation is unlikely to rapidly accelerate in the next two years. Negotiations at the Conference of the Parties of the UNFCCC (COP27) failed to reach a much-needed agreement to phase out all fossil fuels, laying bare the difficulty of balancing short-term needs with longer-term ambitions. Policy-makers are increasingly confronted by perceived trade-offs between energy security, affordability and sustainability. The stark reality of 600 million people in Africa without access to electricity illustrates the failure to deliver change to those who need it and the continued attraction of quick fossil-fuel powered solutions – despite the risks of stranded assets, energy security challenges of exported fossil fuel commodities and lifetime carbon emissions that exceed the 1.5°C limit.

There is also growing recognition that not only the pace of the transition but also effectiveness and integrity matter: climate litigation is increasing and concerns about emissions under-reporting and greenwashing have triggered calls for new regulatory oversight for the transition to net zero.<sup>34</sup> While some countries have made disclosure mandatory, much of the corporate world have not yet assessed or started to manage their climate risks. In the absence

of clearer policy signals and consistent regulation and enforcement, mitigation efforts will be shaped by increasingly disruptive climate activism, raising the likelihood of stranded assets – as well as people. A just transition that supports those set to lose from decarbonization is increasingly invoked by countries heavily dependent on fossil-fuel industries as a reason to slow down efforts. These challenges, against the backdrop of a deteriorating economic landscape and inflated input costs, may postpone investments in greener production methods – particularly in heavier, “dirtier” industries.<sup>35</sup>

All of this implies that the risks of a slower and more disorderly transition (extensively covered in [last year's Global Risks Report](#)) have now turned into reality, potentially leading to dire planetary and societal consequences. Any rollback of government and private action will continue to amplify risks to human health (explored in [Chapter 2.3: Human health](#)) and spur the deterioration of natural capital, as discussed in [Chapter 2.2: Natural ecosystems](#). Climate change will also increasingly become a key migration driver and there are indications that it has already contributed to the emergence of terrorist groups and conflicts in Asia, the Middle East and Africa.<sup>36</sup>

Indeed, with 1.2°C of warming already in the system, the compounding effect of a changing climate is already being felt, magnifying humanitarian challenges such as food insecurity, and adding another hefty bill to already stretched fiscal balances.<sup>37</sup> In the GRPS results, “**Natural disasters and extreme weather events**” was considered the second-most severe risk over the next two years. As with many of the global risks featured in this year’s

report, the impact of these events disproportionately affects low- and middle-income countries. It registered as a top-five risk in 25 countries surveyed by the EOS, in particular in developing coastal states across Latin America, Africa and South-East Asia.

As floods, heatwaves, droughts and other extreme weather events become more severe and frequent, a wider set of populations will be affected. In parallel, a consolidation of public- and private-sector resources may set up emerging and pressing trade-offs between disaster recovery, loss and damage, adaptation and mitigation. Although climate mitigation has been overwhelmingly favoured over adaptation in terms of financing to date, particularly in the private sector,<sup>38</sup> EOS results indicate that climate adaptation may now be seen as a more immediate concern in the short term by business leaders. **Failure of climate change mitigation** only featured in the top five risks over the next two years in one economy, Zambia, whereas the **Failure of climate-change adaptation** was a top-five risk in 16 countries, such as the Netherlands, where it ranked first (Figure 1.8). The diversion of attention and resources towards adaptation may further slow progress on global-warming targets in the economies that remain the biggest contributors to greenhouse gas (GHG) emissions.<sup>39</sup>

Despite plans for a global goal on adaptation to be agreed at COP28, there has also been insufficient progress towards the support required for infrastructure and populations already affected by the fallout from climate change. Adaptation has not been adequately funded, with 34% of climate finance currently allocated to adaptation worldwide.<sup>40</sup>

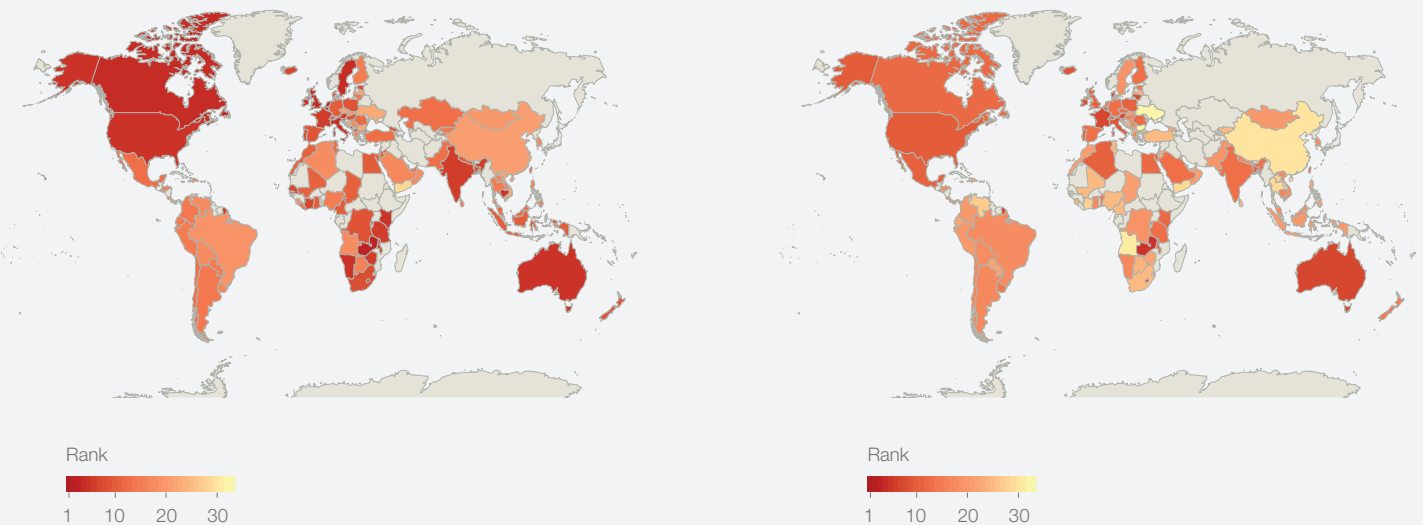
FIGURE 1.8

**National risk perceptions: climate action**

*"Which five risks are the most likely to pose the biggest threat to your country in the next two years?"*

**A. Failure of climate-change adaptation**

**B. Failure of climate-change mitigation**



Source  
World Economic Forum Executive Opinion Survey 2022.

Nor do new investments in infrastructure or capital allocation decisions adequately consider current and future risks. Investors and policy-makers are locking themselves into costly futures, likely to be borne by the most vulnerable. Disagreements on what constitutes adaptation, and the lack of shared goals and best practices, robust regulatory frameworks and metrics, add to a high risk of overshooting and undershooting adaptation efforts.

Limits to adaptation are also increasingly evident. This has been highlighted by the Loss and Damage agenda which, after decades on the sidelines of the climate discourse, has now reached the mainstream. A new financing mechanism was tentatively agreed at COP27, although the contribution to this fund by high-emitting economies remains unclear. Even as more funding is unlocked, there is a risk of ignoring or avoiding climate-proofing against future disasters, as governments scramble to provide relief and support in disaster-hit areas. Market-based mechanisms for managing financial shocks are inadequate and may diminish further within the next two years. There is a risk of retreat by insurers from some areas of natural catastrophe coverage, with the gap in insurance estimated to have grown from \$117 billion in 2020 to \$161 billion in 2021.<sup>41</sup> Only 7% of economic losses from flood events in emerging markets – and 31% in advanced economies – have been covered by insurance in the last 20 years.<sup>42</sup>

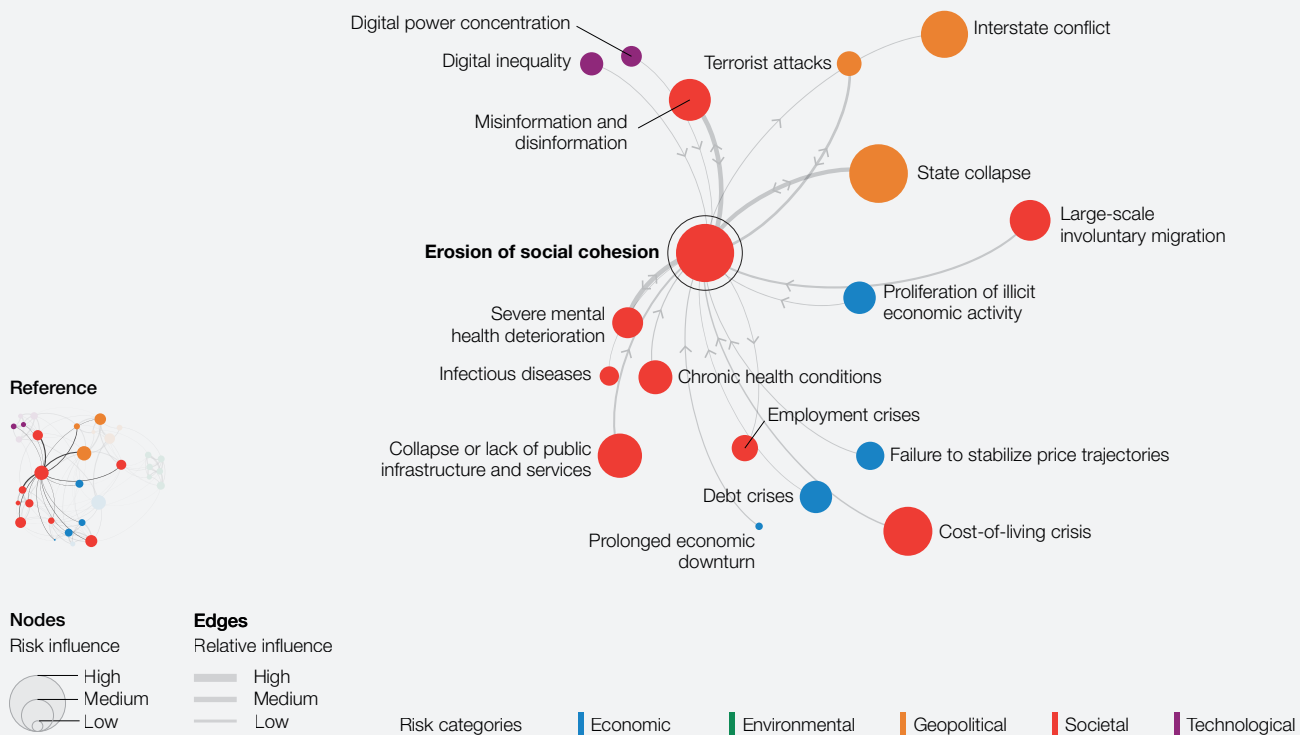
## Societal polarization

“Erosion of social cohesion and societal polarisation” has been climbing in the ranks of perceived severity in recent years.<sup>43</sup> Defined as the loss of social capital and fracturing of communities leading to declining social stability, individual and collective wellbeing and economic productivity, it ranked as the fifth-most severe global risk faced in the short term by GRPS respondents. It was also seen as one of the most strongly influenced risks in the global network, triggered by many other short- and longer-term potential risks – including debt crises and state instability, cost-of-living crises and inflation, a prolonged economic downturn and climate migration (Figure 1.9).

A widening gap in values and equality is posing an existential challenge to both autocratic and democratic systems, as economic and social divides are translated into political ones. Polarization on issues such as immigration, gender, reproductive rights, ethnicity, religion, climate and even secession and anarchism<sup>44</sup> have characterized recent elections, referendums and protests around the world – from the United States of America and China to the Islamic Republic of Iran. Mounting citizen frustration at perceived gaps in direct governmental action, human development and social mobility manifested

FIGURE 1.9

Risk interconnections: the erosion of social cohesion



Source  
World Economic Forum, Global Risks Perception Survey 2022-2023.



in frequently divisive and unruly civil protests last year. More protests were observed between January and October than in all of 2021.<sup>45</sup>

Consequences of societal polarization are vast, ranging from a drag on growth to civil unrest and deepening political fissures. And there are indications that increasing polarization is contributing to the decline of democracies and accompanying rise in hybrid regimes, with the share of the world's population living in autocratizing countries rising from 5% in 2011, to 36% in 2021. Only 13% of the world's population are currently living under a liberal democracy, compared to 44% living under an electoral autocracy.<sup>46</sup>

The erosion of the social and political centre risks becoming self-perpetuating. Divisions incentivize the adoption of short-term, more extreme policy platforms to galvanize one side of the population and perpetuate populist beliefs. Notably, the contest between two, non-centrist candidates or positions is often close.<sup>47</sup> Although heralded as a resurgence of leftist movements, the Brazilian presidential election of 2022 was won by President Lula by 1.8 points – the slimmest margin recorded since it became a democratic nation.<sup>48</sup> As such, a large proportion of the population can feel alienated and angered by leadership in the following term, acting as a multiplier to existing societal concerns and civil unrest. This is further amplified by social media, which increases polarization and distrust in institutions alongside political engagement.<sup>49</sup>

**“Misinformation and disinformation”** are, together, a potential accelerant to the erosion of social cohesion as well as a consequence. With the potential to destabilize trust in information and political processes,<sup>50</sup> it has become a prominent tool for geopolitical agents to propagate extremist beliefs and sway elections through social media echo

chambers. It was perceived as a moderately severe risk by GRPS respondents, ranking 16th over the short term. Regulatory constraints and educational efforts will likely fail to keep pace, and its impact will expand with the more widespread usage of automation and machine-learning technologies, from bots that imitate human-written text to deepfakes of politicians.<sup>51</sup>

Polarization undermines social trust and, in some cases, has reflected power struggles within a political elite more than underlying divisions in ideologies.<sup>52</sup> Often, hardened polarization on key issues lead to government gridlocks. “Swings” between parties each electoral cycle may stymie the adoption of a longer-term policy outlook, causing greater strife, especially when navigating the difficult and uncertain economic outlook of the coming years. Additionally, although less likely in more democratically robust states, an increasing presence of anocracies (those forms of government that are part democracy, part autocracy, referred to in [Chapter 2.5: Digital rights](#)) and factionalism may radicalize polarization. This could lead to increased incidences of threat campaigns and political violence, hate crimes, violent protests and even civil war.<sup>53</sup>

Social and political polarization may also further reduce the space for collective problem-solving to address global risks. The far right has been elected in Italy and are now the second largest party in Sweden, while the left has resurged in Latin America. National elections will take place in several G20 countries within the next two years, including the United States of America, South Africa, Türkiye, Argentina, Mexico and Indonesia. The election of less-centrist leaders and adoption of more “extreme” policies in economic superpowers may fracture alliances, limit global collaboration and lead to a more volatile dynamic.

## Looking ahead

The way risks play out over the next two years has ramifications for the decade to come. Nearly one in five respondents to the GRPS felt optimistic about the outlook for the world in the longer term, predicting limited volatility with relative – and potentially renewed – stability over the next 10 years (Figure 1.10). Yet, over half anticipated progressive tipping points and persistent crises leading to catastrophic outcomes over the next 10 years, or consistent volatility and divergent trajectories. Notably, younger age groups were more hopeful for the future: one in three respondents under the age of 40 shifted to a neutral or positive stance over the longer time frame.

Shocks of recent years – most notably, the war in Ukraine and COVID-19 pandemic – have reflected and accelerated an epochal change to the global order. Risks that are more severe in the short term

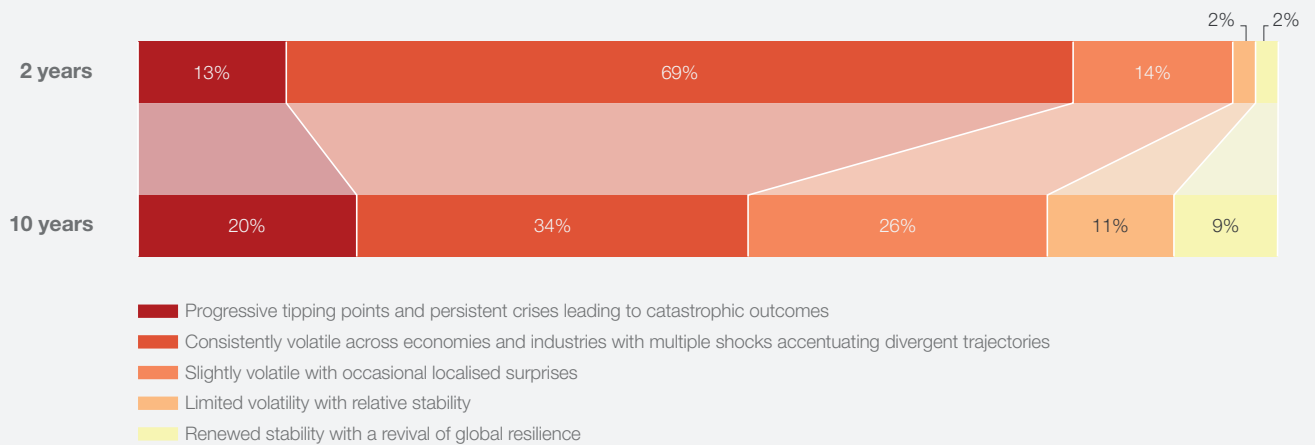
are embedding structural changes to the economic and geopolitical landscape that will accelerate other global threats faced over the next 10 years. And as the confluence of current crises distracts focus and resources from risks arising over the medium to longer-term horizon, we may face increasing burdens on natural and human ecosystems. Some of these risks are close to a tipping point, but there is a window to shaping a more secure future. Understanding them is vital.

The next chapter considers the potential global shocks we are heading towards over the next decade, highlighting worrying developments emerging from the crises of today that are eroding the resilience and stability of the global system. It highlights a series of such emergent risks – the shocks of tomorrow – that can be reduced through collective attention and action today.

FIGURE 1.10

### Short- and long-term global outlook

"Which of the following best characterizes your outlook for the world over the short-term (2 years) and longer-term (10 years)?"



Source

World Economic Forum, Global Risks Perception Survey 2022-2023.



# Endnotes

1. Bogmans, Christian, Andrea Pescatori and Ervina Prifti, "Four Facts about Soaring Consumer Food Prices", *IMF Blog*, 24 June 2021, <https://www.imf.org/en/Blogs/Articles/2021/06/24/four-facts-about-soaring-consumer-food-prices>; Hoffer, Brice, "On the rise: Growth of the global rental housing sector", *UBS*, 2021, <https://www.ubs.com/content/dam/assets/asset-management-reimagined/global/insights/asset-class-perspectives/real-estate/docs/white-paper-on-the-rise.pdf>.
2. Georgieva, Kristalina, Gita Gopinath and Ceyla Pazarbasioglu, "Why We Must Resist Geoeconomic Fragmentation – and How", *IMF Blog*, 22 May 2022, <https://www.imf.org/en/Blogs/Articles/2022/05/22/blog-why-we-must-resist-geoeconomic-fragmentation>.
3. Federal Reserve Bank of New York, *Global Supply Chain Pressure Index*, <https://www.newyorkfed.org/research/policy/gscpi/#/interactive>, accessed 27 October 2022.
4. Food and Agriculture Organisation of the United Nations (FAO), *FAOSTAT: Consumer Price Indices*, <https://www.fao.org/faostat/en/#data/CP>, accessed 27 October 2022.
5. Guénette, Justin-Damien and Jeetendra Khadan, 2022, "The energy shock could sap global growth for years", *World Bank blogs*, 22 June 2022.
6. Anstey, Chris, "What's Happening in the World Economy: Unforgiving Mortgage Rates", *Bloomberg.com*, 6 October 2022, <https://www.bloomberg.com/news/newsletters/2022-10-06/what-s-happening-in-the-world-economy-unforgiving-mortgage-rates>; Dickler, Jessica, "Another Interest Rate Hike from the Federal Reserve Is on the Way: Here's How It May Affect You", *CNBC*, 31 October 2022, <https://www.cnn.com/2022/10/31/another-fed-rate-hike-is-on-the-way-heres-how-it-could-impact-you.html>.
7. Zhou, Xiaoqing and Jim Dolmas, "Rent inflation expected to accelerate then moderate in mid-2023", *Federal Reserve Bank of Dallas*, 16 August 2022.
8. Pearce, Graham, Kate Bravery, Adrienne Cernigoi, and Sumer Drall, "Risk and retirement: where are the future financial hotspots?", *Marsh McLennan*, September 2022, <https://www.marshmcclennan.com/insights/publications/2022/september/risk-and-retirement-where-are-the-future-financial-hotspots.html>.
9. Credit Suisse Research Institute, *Global Wealth Report 2022: Leading perspectives to navigate the future*, 2022, <https://www.credit-suisse.com/about-us/en/reports-research/global-wealth-report.html#:~:text=Global%20Wealth%20Report%202022&text=Total%20global%20wealth%20grew%20by,fastest%20annual%20rate%20ever%20recorded>, accessed 14 November 2022; Federal Reserve Bank of New York, *Total Household Debt Surpasses \$16 trillion in Q2 2022; Mortgage, Auto Loan and Credit Card Balances Increase*, 2 August 2022.
10. Gebreab, Efrem, Thomas Naadi, Ranga Sirilal and Becky Dale, "Fuel protests gripping more than 90 countries", *BBC*, 17 October 2022, <https://www.bbc.com/news/world-63185186>.
11. Food and Agriculture Organisation of the United Nations (FAO), *War in Ukraine intensifies food security risks in the Southern and Eastern Mediterranean*, 8 September 2022, <https://www.fao.org/support-to-investment/news/detail/en/c/1603647/>.
12. Haq, Mifrah, "Pakistan Faces Hunger Crisis as Floods Wash Away Crops, Livestock", *Nikkei Asia*, 13 September 2022, <https://asia.nikkei.com/Economy/Natural-disasters/Pakistan-faces-hunger-crisis-as-floods-wash-away-crops-livestock>.
13. Food and Agriculture Organisation of the United Nations (FAO), *Crop prospects and food situation, September 2022*, 14 November 2022, <https://www.fao.org/3/cc2300en/cc2300en.pdf>.
14. Hance, Jeremy, "Trouble in the tropics: The terrestrial insects of Brazil are in decline", *Mongabay*, 5 October 2022; Jepsen, Sarina, "California Supreme Court let decision stand that bees can be protected by the California Endangered Species Act", *Xerces Society for Invertebrate Conservation*, 22 September 2022.
15. Trading Economics, *Inflation Rate*, <https://tradingeconomics.com/country-list/inflation-rate?continent=world>, accessed 14 November 2022; Amaro, Silvia, "Euro zone inflation hits record high of 10.7% as growth slows sharply", *CNBC*, 31 October 2022.
16. IMF, *World Economic Outlook Report October 2022: Countering the cost-of-living crisis, October 2022*, 2022, <https://www.imf.org/en/Publications/WEO/Issues/2022/10/11/world-economic-outlook-october-2022>.
17. Bank of International Settlements, *Central bank policy rates*, <https://www.bis.org/statistics/cbpol.htm?m=2679>, accessed 27 October 2022.
18. IMF, *World Economic Outlook Report October 2022: Countering the cost-of-living crisis, October 2022*, 2022, <https://www.imf.org/en/Publications/WEO/Issues/2022/10/11/world-economic-outlook-october-2022>.
19. Echavarría, Paulina Restrepo and Praew Grittayaphong, "Dollar-denominated public debt in Asia and Latin America", *Federal Reserve Bank of St Louis*, 3 August 2021, <https://www.stlouisfed.org/on-the-economy/2021/august/dollar-exposure-public-debt-asia-latin-america>.
20. Beers, David, et. al, "BoC-BoE Sovereign Default Database: What's new in 2022", *Bank of Canada*, <https://www.bankofcanada.ca/wp-content/uploads/2022/08/san2022-11.pdf>, accessed 14 November 2022.



# Endnotes

21. Wheatley, Jonathan, "Outflows from emerging market bond funds reach \$70 billion in 2022", *Financial Times*, 2 October 2022.
22. Chabert, Guillaume, Martin Cerisola and Dalia Hakura, "Restructuring debt of poorer nations requires more efficient coordination", *IMF Blogs*, 7 April 2022.
23. Schnabel, Isabel, *Speech: A new age of energy inflation: climateflation, fossilflation, and greenflation*, 17 March 2022, speech presented at The ECB and its Watchers XXII Conference, Frankfurt, [https://www.ecb.europa.eu/press/key/date/2022/html/ecb.sp220317\\_2~d8b3582f0a.en.html](https://www.ecb.europa.eu/press/key/date/2022/html/ecb.sp220317_2~d8b3582f0a.en.html), accessed 14 November 2022.
24. Leggett, Theo, "Germany takes control of stakes in Rosneft oil refineries", *BBC*, 16 September 2022, <https://www.bbc.com/news/business-62924071>.
25. Bryan, Kenza and Sarah White, "Total accused of being complicit in Russian war crimes in Ukraine", *Financial Times*, 14 October 2022; Gretler, Connie, "Nestle defends its Russia stance saying food is a basic right amid war", *Bloomberg*, 7 April 2022.
26. Bounds, Andy, "EU accuses US of breaking WTO rules with green energy incentives", *Financial Times*, 6 November 2022.
27. Liu, Qianer, Kathrin Hille and Yuan Yang, "World's top chip equipment suppliers halt business with China", *Financial Times*, 13 October 2022.
28. Farge, Emma, "WTO can reach deals on 'difficult' topics by early 2024 - WTO chief", *Reuters*, 27 September 2022; Gruszczynski, Lukasz and Margherita Mellillo, "The Uneasy Coexistence of Expertise and Politics in the World Health Organization", *International Organisations Law Review*, 24 March 2022.
29. Moonakal, Nadeem Ahmed, "The Impact and Implications of China's Growing Influence in the Middle East", *The Diplomat*, 9 July 2022.
30. 2021 data. World Meteorological Organization, *Greenhouse Gas Bulletin*, 26 October 2022.
31. Davis, James and Robert Bailey, "Missing the Mark", *Oliver Wyman & CDP*, 2022, <https://www.oliverwyman.com/our-expertise/insights/2022/sep/cdp-temperature-ratings.html>.
32. Mulder, Nicholas, *The Sanctions Weapon*, Finance & Development, June 2022; Papathanasiou, Demetrios, "Renewables are the key to green, secure, affordable energy", *World Bank Blogs*, 21 June 2022, <https://blogs.worldbank.org/energy/renewables-are-key-green-secure-affordable-energy>.
33. Hancock, Alice, "Europe's new dirty energy: the 'unavoidable evil' of wartime fossil fuels", *Financial Times*, 6 September 2022.
34. UN Secretary General's High-Level Expert Group on Net-Zero Emissions Commitments of Non-State Entities, *Integrity Matters*, 8 November 2022, <https://www.un.org/en/climatechange/high-level-expert-group>.
35. The Economist, *Germany faces a looming threat of deindustrialisation*, 11 September 2022, [https://www.economist.com/business/2022/09/11/germany-faces-a-looming-threat-of-deindustrialisation?itm\\_source=parsely-api](https://www.economist.com/business/2022/09/11/germany-faces-a-looming-threat-of-deindustrialisation?itm_source=parsely-api).
36. Silke, Andrew and John Morrison, "Gathering Storm: An Introduction to the Special Issue of Climate Change and Terrorism", *Terrorism and Political Violence*, vol. 35, iss 5, 5 July 2022, pp. 883-893.
37. For more detail on the complex link between extreme weather events and anthropogenic causes, refer to World Meteorological Organization, *Atlas of Mortality and Economic Losses from Weather, Climate and Water Extremes (1970-2019)*, WMO-No. 1267, 2021.
38. Pörtner, Hans-Otto (ed.) et. al, *Climate Change 2022: Impacts, Adaptation and Vulnerability*, IPCC, 2022.
39. Bellon, Matthieu and Emmanuele Massetti, "Economic Principles for Integrating Adaptation to Climate Change into Fiscal Policy", *IMF*, March 2022; Pörtner, Hans-Otto (ed.) et. al, *Climate Change 2022: Impacts, Adaptation and Vulnerability*, IPCC, 2022.
40. UN Environment Programme (UNEP), *Adaptation Gap Report 2022*, 1 November 2022.
41. Bevere, Lucia and Federica Remondi, *Sigma: Natural catastrophes in 2021: the floodgates are open*, Swiss Re Institute, 30 March 2022.
42. Ibid.
43. Formerly described as "**Profound social instability**" in the GRPS.
44. Ganesh, Janan, "Anarchy is a likelier future for the west than tyranny", *Financial Times*, 21 June 2022.
45. Carnegie Endowment for International Peace, *Global Protest Tracker*, 2022, November 9, <https://carnegieendowment.org/publications/interactive/protest-tracker>.

# Endnotes

46. V-Dem Institute, *Democracy Report 2022: Autocratization Changing Nature?*, University of Gothenburg, 2022, [https://www.v-dem.net/documents/19/dr\\_2022\\_ipyOpLP.pdf](https://www.v-dem.net/documents/19/dr_2022_ipyOpLP.pdf); Somer, Murat and Jennifer L. McCoy, "Pernicious polarization, autocratization and opposition strategies", *Democratization*, vol 28, 12 Jan 2021; McCoy, Jennifer and Benjamin Press, *What Happens When Democracies Become Perniciously Polarized?*, Carnegie Endowment for International Peace, 18 January 2022.
47. Buschschlüter, Vanessa, "Brazil election: Lula makes stunning comeback", *BBC*, 31 October 2022.
48. Mano, Ana and Anthony Boadle, "Brazil's Bolsonaro Silent on Lula Victory, Transition Talks Begin", *Reuters*, 1 November 2022, <https://www.reuters.com/world/americas/lula-wins-brazilian-election-bolsonaro-has-not-conceded-2022-10-31/>.
49. Lewandowsky, Stephan, et. al, "Is the global decline in democracy linked to social media? We combed through the evidence to find out", *The Conversation*, 8 November 2022.
50. Favaro, Marina, Neil Renic and Ulrich Kühn, *Negative Multiplicity: Forecasting the Future Impact of Emerging Technologies on International Stability and Human Security*, Institute for Peace Research and Security Policy, September 2022.
51. Lai, Samantha, *Data misuse and disinformation: Technology and the 2022 elections*, Brookings Institute, 21 June 2022.
52. Lee, Amber Hye-Yon, "Social Trust in Polarized Times: How Perceptions of Political Polarization Affect Americans' Trust in Each Other", *Political Behaviour*, vol. 44, no. 3, 18 March 2022, pp. 1533-1544; Carothers, Thomas and Andrew O'Donohue, *How to Understand the Global Spread of Political Polarization*, Carnegie Endowment for International Peace, 1 October 2019.
53. Walter, Barbara, "Why should we worry that the US could become an 'anocracy' again? Because of the threat of civil war", *The Washington Post*, 24 January 2022, <https://www.washingtonpost.com/opinions/2022/01/24/why-should-we-worry-that-us-could-become-an-anocracy-again-because-threat-civil-war/>.

2

# Global Risks 2033: Tomorrow's Catastrophes


## 2.1 The world in 2033

As risks highlighted in the past chapter unfold today, much-needed attention and resources are being diverted from global risks that may become tomorrow's shocks and crises. The Global Risks Perceptions Survey (GRPS) addresses a one-, two- and 10-year horizon. Chapter one addressed the present and two-year time frame, focusing on currently unfolding and shorter-term risks. This chapter focuses on the third time frame: risks that may have the most severe impact over the next 10 years.

Based on GRPS results, the longer-term global risks landscape is also dominated by deteriorating environmental risks (Figure 2.1). More specifically, climate- and nature-related risks lead the top 10 risks, by severity, that are expected to manifest over the next decade. Differentiated as separate risks for the first time in the GRPS, **Failure to mitigate climate change** and **Failure of climate-change adaptation** top the rankings as the most severe risks on a global scale, followed by **Natural disasters and extreme weather events** and **"Biodiversity loss and ecosystem collapse"**.

FIGURE 2.1

Global risks ranked by severity over the long term (10 years)



Source  
World Economic Forum Global Risks Perception Survey 2022-2023.

Comparing the two-year and 10-year time frames provides a picture of areas of increasing, decreasing and continued concerns according to GRPS respondents (Figure 2.2). The top right of the graph indicates global risks that are perceived to be the most severe in both the short and long term. These are consistent areas of global concern and, arguably, attention. Four environmental risks have

worsening scores over the course of the 10-year time frame, indicating respondents' concerns about increased severity of these risks in the longer term. **"Large-scale involuntary migration"**, rises to fifth place in the 10-year time frame, while **Erosion of social cohesion and societal polarization** is perceived to be slightly more severe over the longer term.

Risks that are growing in severity over the longer term include **“Biodiversity loss and ecosystem collapse”** and **“Misinformation and disinformation”**. Among other technological risks, as indicated in the far left of the graph, **“Digital inequality and lack of access to digital services”** and **“Adverse outcomes of frontier technologies”** are also anticipated to significantly deteriorate over the 10-year time frame.

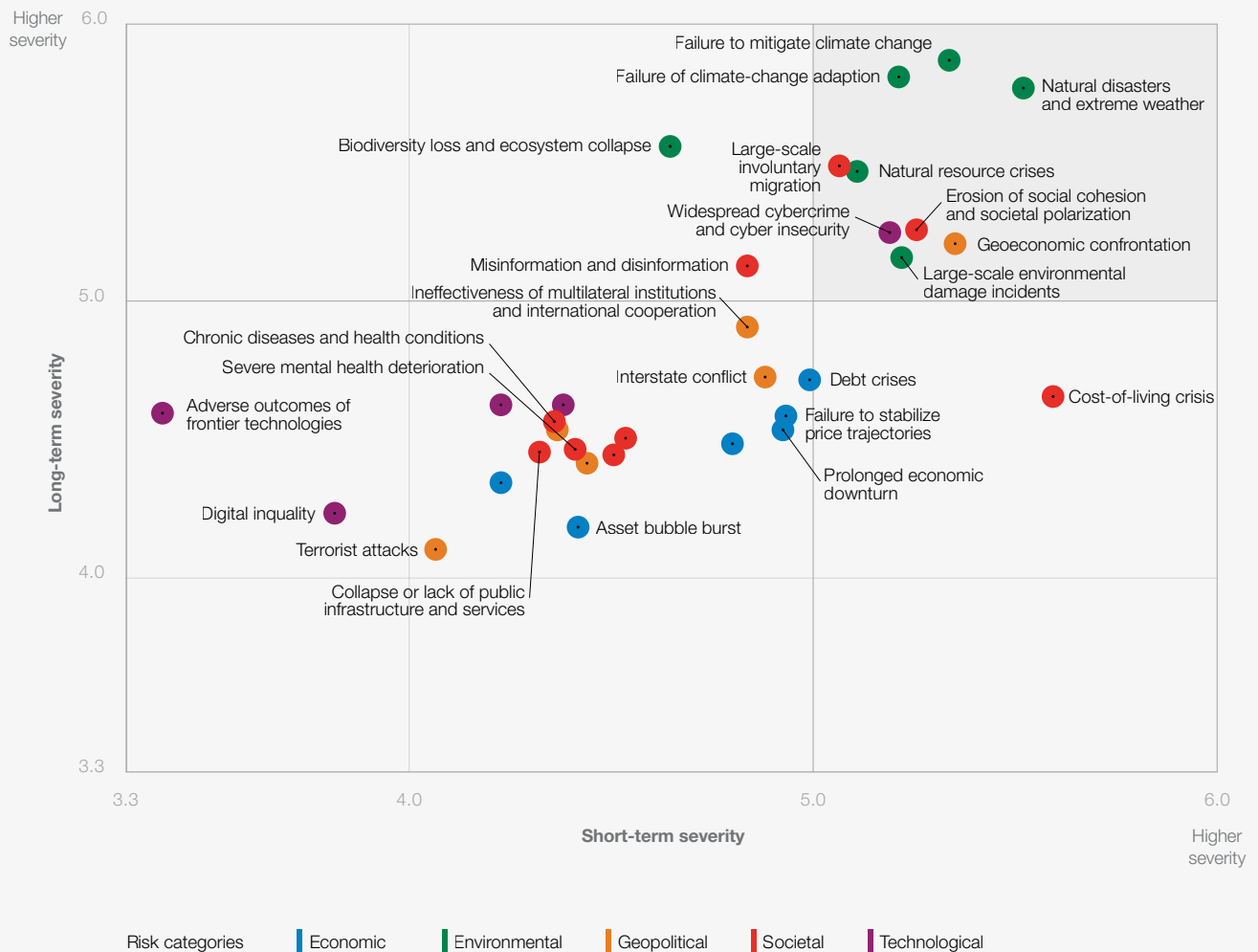
The scores of multiple social risks are also worsening, including **“Severe mental health deterioration”**, **“Collapse or lack of public infrastructure and services”**, and **“Chronic diseases and health conditions”**. In contrast, economic risks such as **“Failure to stabilize price trajectories”**, **“A prolonged economic downturn”**, **“Collapse of a systemically important industry or supply chain”**, and **“Asset bubble burst”** are perceived to fall slightly in expected severity over the 10-year time frame.

The far right of the graph indicates that today’s most prominent risk, the **“Cost-of-living crisis”**, is anticipated to drop in severity over the longer term. Towards the center, the scores of geopolitical risks were mixed, with the **“Use of weapons of mass destruction”** remaining consistent, **“State collapse or severe instability”** and **“Ineffectiveness of multilateral institutions”** worsening and **Interstate conflict** perceived as decreasing in severity.

This year, we look at five newly emerging or rapidly accelerating risks clusters – drawn from the economic, environmental, societal, geopolitical and technological domains, respectively – that could become tomorrow’s crisis. We explore their current drivers and emerging implications, and briefly touch on opportunities to forestall and reshape these outcomes by acting today.

FIGURE 2.2

Relative severity of risks over a 2 and 10-year period



Source  
World Economic Forum Global Risks Perception Survey 2022-2023.

Note  
Severity was assessed on a 1-7 Likert scale [1 – Low severity, 7 – High severity].

These include:

- *Natural ecosystems*: deteriorating risks to natural capital (“assets” such as water, forests and living organisms) due to growing trade-offs and feedback mechanisms relating to climate change, taking us past the point of no return.
- *Human health*: chronic risks that are being compounded by strained healthcare systems facing the social, economic and health aftereffects of the COVID-19 pandemic.
- *Human security*: a nascent reversal in demilitarization and growing vulnerability of nuclear-armed states to emerging technologies, emerging from new weapons and multi-domain conflicts.
- *Digital rights*: the potential evolution of data and cyber insecurity, given the slow-burning, insidious erosion of the digital autonomy of individuals, putting privacy in peril.
- *Economic stability*: growing debt crises, with repercussions for financial contagion as well as collapse of social services, emerging from a global reckoning on debt and leading to social distress.

The newly emerging or rapidly accelerating risk clusters identified this year are not intended to be exhaustive. Rather, they aim to provide topic-specific analysis, nudge pre-emptive action and attention, and serve as examples for applying similar analysis to a range of other future risk domains.

## 2.2

# Natural ecosystems: past the point of no return

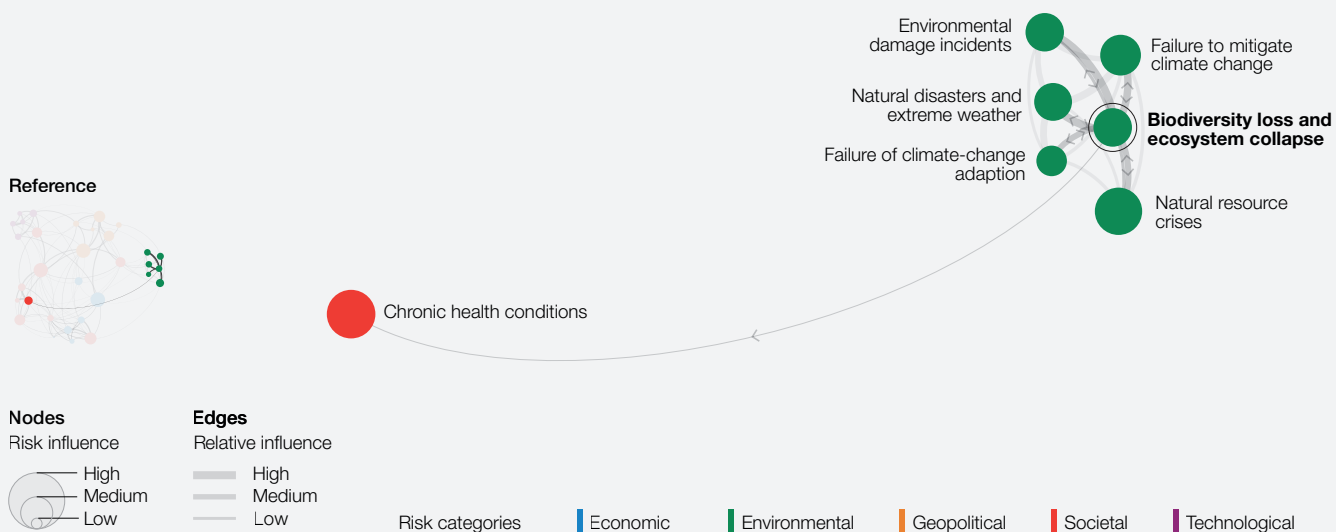
Biodiversity within and between ecosystems is already declining faster than at any other point during human history.<sup>1</sup> Unlike other environmental risks, **Biodiversity loss and ecosystem collapse** was not seen as pressing of a concern by GRPS respondents over the short term. Yet it accelerates in perceived severity, rising to 4th place over the 10-year time frame (Figure 2.1).

Human interventions have negatively impacted a complex and delicately balanced global natural ecosystem, triggering a chain of reactions. Over the next 10 years, the interplay between biodiversity loss, pollution, natural resource consumption, climate change and socioeconomic drivers will make

for a dangerous mix (Figure 2.3). Given that over half of the world's economic output is estimated to be moderately to highly dependent on nature, the collapse of ecosystems will have far-reaching economic and societal consequences. These include increased occurrence of zoonotic diseases, a fall in crop yields and nutritional value, growing water stress exacerbating potentially violent conflict, loss of livelihoods dependent on food systems and nature-based services like pollination, and ever more dramatic floods, sea-level rises and erosion from the degradation of natural flood protection systems like water meadows and coastal mangroves.

FIGURE 2.3

### Compounding environmental crises



Source  
World Economic Forum, Global Risks Perception Survey 2022-2023.

Terrestrial and marine ecosystems are facing multiple pressure points due to their undervalued contribution to the global economy as well as overall planetary health. While not the sole drivers, at the heart of this potential catastrophe are key trade-offs and feedback mechanisms emerging from current crises. Without significant policy change or investments, the complex linkages between climate change mitigation, food insecurity and biodiversity degradation will accelerate ecosystem collapse.

## Exponentially accelerating nature loss and climate change

Nature loss and climate change are intrinsically interlinked – a failure in one sphere will cascade into the other, and attaining net zero will require mitigatory measures for both levers.<sup>2</sup> If we are unable to limit warming to 1.5°C or even 2°C, the continued impact of natural disasters, temperature and precipitation changes will become the dominant cause of biodiversity loss, in terms of composition and function (Figure 2.4).<sup>3</sup> Heatwaves and droughts are already causing mass mortality events (a single hot day in 2014 killed more than 45,000 flying foxes in Australia), while sea level rises and heavy storms have caused the first extinctions of entire species.<sup>4</sup> Arctic sea-ice, warm-water coral reefs and terrestrial ecosystems have been found most at risk in the near term, followed by forest, kelp and seagrass ecosystems.<sup>5</sup>

The impacts of climate change on ecosystems can further constrain their mitigation effects. Increased severity and frequency of extreme weather events

and other natural disasters are already degrading nature-based solutions to climate change, such as wildfires in forests used for carbon offsetting.<sup>7</sup> In addition, a variety of ecosystems are at risk of tipping over into self-perpetuating and irreversible change that will accelerate and compound the impacts of climate change. Continued damage to carbon sinks through deforestation and permafrost thaw, for example, and a decline in carbon storage productivity (soils and the ocean) may turn these ecosystems into “natural” sources of carbon and methane emissions.<sup>8</sup> The impending collapse of the Greenland and West Antarctic ice sheets may contribute to sea-level rise and coastal flooding, while the “die-off” of low-latitude coral reefs, the nurseries of marine life, are sure to impact food supplies and broader marine ecosystems.

## Trade-offs between food security and nature conservation

Land-use change remains the most prolific threat to nature, according to many experts.<sup>9</sup> Agriculture and animal farming alone take up more than 35% of Earth’s terrestrial surface and are the biggest direct drivers of wildlife decline globally. The ongoing crisis in the affordability and availability of food supplies positions efforts to conserve and restore terrestrial biodiversity at odds with domestic food security, as explored in [Chapter 3: Resource Rivalries](#).

Conservation efforts and nature-based solutions (which can offer biodiversity co-benefits) will struggle to be commercially competitive with intensive, yield-focused agricultural practices, particularly in

FIGURE 2.4 Impacts of climate change on ecosystems

Confidence in attribution to climate change

Ecosystems	Changes in ecosystem structure			Species range shifts			Changes in timing (phenology)		
	Terrestrial	Freshwater	Ocean	Terrestrial	Freshwater	Ocean	Terrestrial	Freshwater	Ocean
Global	High	High	High	High	High	High	High	High	High
Africa	High	High	High	High	Lim. evidence	High	Lim. evidence	Low	Low
Asia	High	Medium	High	Low	Medium	Lim. evidence	Low	Low	Medium
Australasia	High	High	High	High	Lim. evidence	High	High	Lim. evidence	Low
Central and South America	High	High	High	High	High	High	Lim. evidence	Lim. evidence	Low
Europe	High	High	High	High	High	High	High	High	High
North America	High	High	High	High	High	High	High	High	High
Small Islands	High	High	High	High	High	High	High	Lim. evidence	Medium
Arctic	High	Medium	High	High	High	High	High	Medium	High
Antarctic	Medium	Lim. evidence	Medium	Medium	Lim. evidence	Medium	Medium	Lim. evidence	Lim. evidence
Mediterranean region	High	Lim. evidence	High	High	Medium	High	High	Lim. evidence	Medium
Tropical forest	High	Lim. evidence	N/A	Medium	Lim. evidence	N/A	Lim. evidence	Lim. evidence	N/A
Mountain regions	High	High	N/A	High	Medium	N/A	High	Low	N/A
Deserts	High	N/A	N/A	High	N/A	N/A	Lim. evidence	N/A	N/A
Biodiversity hotspots	High	Lim. evidence	High	High	Lim. evidence	High	High	Lim. evidence	Not assessed

Source

IPCC, 2022.<sup>6</sup>



densely populated, agrarian nations. State incentives to boost local production and reduce reliance on imports – in a reaction to current geopolitical and supply pressures – could come at the cost of ecosystem preservation. Technology will provide partial solutions in the countries that can afford it. For example, the global vertical farming market has been predicted to grow at a compound annual rate of 26% and hit \$34 billion by 2033.<sup>10</sup> These agricultural production techniques increase food output per unit area with a smaller water and biodiversity footprint, but can actually be more carbon-intensive and may have an indirect land footprint that exceeds open-field farming in some regions.<sup>11</sup>

Given a highly uncertain economic outlook, developing and emerging markets may struggle to close the funding gap to increase agricultural productivity. Pressure on biodiversity will likely be further amplified by continued deforestation for agricultural processes, with an associated demand for additional cleared cropland,<sup>12</sup> especially in subtropical and tropical areas with dense biodiversity such as Sub-Saharan Africa and Southeast Asia.<sup>13</sup> Biodiversity and ecosystem preservation could be supported through the expanded use of concessional financing and debt restructuring: 58 developing countries exposed to climate change have almost \$500 billion in collective debt rescheduling payments due in the next four years.<sup>14</sup> Increased deployment of debt-for-nature swaps, for example, could be targeted towards conservation and restoration. In fact, this type of restructuring is being pursued by Ecuador, Sri Lanka and Cape Verde.<sup>15</sup> However, these mechanisms could contribute to shorter term challenges of food insecurity, rising cost of living and declining government revenue.<sup>16</sup> In addition, indigenous communities can be disproportionately at risk from these activities. “Fortress conservation” can encroach on indigenous land tenure and has previously been linked to forced evictions, even fatalities.<sup>17</sup>



Yet, there is a more existential feedback mechanism to consider: biodiversity contributes to the health and resilience of soil, plants and animals, and its decline puts both food production yields and nutritional value at risk.<sup>18</sup> This could then fuel deforestation, increase food prices, threaten local livelihoods and contribute to diet-related diseases and mortality (explored in [Chapter 2.3: Human health](#)). It may also lead to **Large-scale involuntary migration**, a new entrant in the Top 10 rankings in the GRPS survey (Figure 2.1) and analysed in last year's [Global Risks Report chapter 'Barriers to Migration'](#).

## New battlefronts between ecosystems and “green” energy sources

The transition to clean energy is critical for the mitigation of climate change by reducing the carbon footprint of energy compared to fossil fuels. Yet the rapid expansion of green infrastructure in a quest for energy security may have unintended impacts on domestic and broader ecosystems, as the dependencies on and risks to natural ecosystems of these technologies are, presently, less well understood. Although renewable energy infrastructure can be “nature-positive” – for example, wind farms acting as a “safe haven” for the recovery of marine populations and the seabed – green sources of energy can also cause environmental degradation, such as habitat loss, sound and electromagnetic pollution, introduction of non-indigenous species and changes to animal migratory patterns.<sup>19</sup>

Renewable energy technologies are also reliant on non-renewable, abiotic natural capital (metals and minerals, as explored in [Chapter 3: Resource Rivalries](#)). These are sourced from the geosphere, which, together with the hydrosphere, provide the physical habitat for the global ecosystem. These resources are often concentrated in countries with poor governance of nascent, artisanal and illicit mining, or less stringent environmental and social regulations – increasing the likelihood of more widespread destruction of nature and devastation of local communities and indigenous groups. Mining of rare earth elements in Myanmar and the Democratic Republic of the Congo have already caused widespread deforestation, habitat destruction of endangered species and water pollution, and have been linked to human rights abuses and financing of militia groups.<sup>20</sup> While offering the possibility of socioeconomic development and diversification, the expansion of green metals mining in nature-rich or ecologically sensitive areas, such as the Plurinational State of Bolivia and Greenland, has the potential to destabilize water tables and disrupt ecosystems.<sup>21</sup> The pressure to push ahead with deep-sea mining also entails significant risks, due to the unknown impacts to critical oceanic ecosystems.<sup>22</sup>

It is clear that both the scale and pace needed to transition to a green economy require new technologies. However, some of these technologies

risk impacting natural ecosystems in new ways, with limited opportunity to “field-test” results. The urgency of climate change mitigation is incentivizing the deployment of new technologies, potentially with less stringent testing and protocols. Carbon removal technologies will be particularly essential to achieve a net zero world if anthropogenic emissions do not sufficiently decline, or emissions from natural resources continue to increase. Gene editing to enhance natural carbon capture productivity, geoengineering for carbon removal,<sup>23</sup> and solar radiation management all pose major future risks – from enhanced water stress, nutrient “robbing” and redistribution of diseases to termination shock and the weaponization of stratospheric aerosol technologies.<sup>24</sup> Unintended consequences relating to technological “edits” to the atmosphere, biosphere, hydrosphere and geosphere can occur at speed, raising the risk of accidental extinction events.

## Acting today


Averting tipping points requires a combination of conservation efforts, interventions to transform the food system, accelerated and nature-positive climate mitigation strategies, and changes to consumption and production patterns. This involves realigning incentives and upgrading governance structures, fueled by better data and tools to capture the interdependencies of food, climate, energy and ecosystems.

There are already initial signs of shifts in this direction. The increasing visibility and influence of multilateral and market-led initiatives such as the Taskforce for Nature-related Financial Disclosures (TFND) set to launch later this year, are positive developments. The 15th Conference of Parties to the Convention of Biological Diversity (CBD COP15) resulted in the Montreal-Kunming agreement, setting out new global targets for 2030 such as reforming environmentally damaging subsidy systems and

restoring 30% of the planet’s degraded ecosystems. These significant steps confirm that the global community recognizes that the risks associated with nature loss, food production, energy generation and climate change cannot be fully mitigated in isolation. However, the translation into public- and private-sector action remains to be seen, particularly given limited progress on previous biodiversity – and climate – targets to date.

Although the relationship between climate and nature heightens the likelihood of a series of escalating and potentially irreversible feedback loops, it can equally be leveraged to broaden the impact of risk mitigation activities. Given increasing financial and capacity trade-offs, investment in resilience must focus on solutions that build preparedness for multiple risks. By restoring biodiversity in soils, for example, regenerative agriculture has the potential to store large amounts of carbon.

A focus on biodiversity preservation should drive and prioritize local adaptation and community resilience – and in doing so, contribute to the mitigation of climate change globally. Altered land management practices like afforestation, micro-irrigation and agroforestry are a low-cost way to increase resilience to extreme weather. The protection and restoration of marine biodiversity, such as mangrove systems, can enhance rather than compete with domestic food web productivity and security. It can also support local industries and livelihoods and provide protection from extreme weather. Such activities also produce co-benefits at a global level, such as enhancing carbon sequestration and climate regulation, offering potential revenue streams for developing nations in the form of carbon credits. Similarly, scaling up practices such as biocultural preservation, indigenous community management and integration of traditional knowledge into food production and cultivation can provide dual socioeconomic and environmental benefits.<sup>25</sup>



## Human health: perma-pandemics and chronic capacity challenges

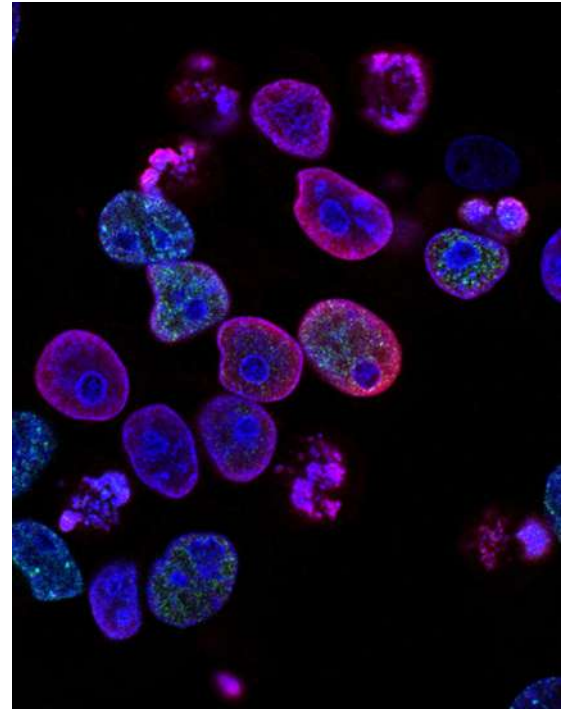
Global public health is under growing pressure and health systems around the world are at risk of becoming unfit for purpose. The COVID-19 pandemic further amplified ever-present spectres and emerging risks to physical and mental health, including antimicrobial resistance (AMR), vaccine hesitancy and climate-driven nutritional and infectious diseases (described in *'False Positive: Health Systems under New Pressures'* in our 2020 edition, published before the pandemic took hold). Given current crises, mental health may also be exacerbated by increasing stressors such as violence, poverty and loneliness.

There is also a rising risk of a “panic-neglect” cycle. As COVID-19 recedes from the headlines, complacency appears to be setting in on preparing for future pandemics and other global health threats. Healthcare systems face worker burnout and continued shortages at a time when fiscal consolidation risks deflecting attention and resources elsewhere. More frequent and widespread infectious disease outbreaks amidst a background of chronic diseases over the next decade risks pushing exhausted healthcare systems to the brink of failure around the world.<sup>26</sup>

### Pandemic aftershocks meet silent health crises

Global health outcomes have been weakened by the COVID-19 pandemic, with lingering effects. Early evidence points to a post-COVID-19 condition impacting the quality of life and occupational status of individuals – contributing to work absences and early retirements, tighter labour markets and a decline in economic productivity. The resulting economic hit is estimated to be from roughly \$140-600 billion to up to \$3.7 trillion in the United States of America, and close to AUD\$5 billion per year in Australia if current costs persist, reflecting loss of quality of life, lost earnings and output, and higher spending on medical care.<sup>27</sup> The pandemic also diverted resources from other diseases such as cancer screening and tuberculosis,<sup>28</sup> and immunization campaigns were put on hold. Vaccination rates for polio fell to the lowest level in 14 years, perhaps ushering in the return of the wild strain to Africa in 2021.<sup>29</sup>

Beyond the lingering impact of COVID-19, the potential stresses imposed by climate change and nature loss on health are likely to grow, ranging from air pollution and heightened exposure to wet heatwave days (which increase heat stress on humans), to disrupted access to safe water and sanitation and increases in waterborne diseases due to floods. Urbanization, land use change



and nature loss are heightening the emergence and re-emergence of diseases, including invasive fungal diseases, while global warming is increasing the number of months suitable for transmission of existing diseases such as malaria and dengue fever.<sup>30</sup> Climate change is also expected to exacerbate malnutrition as food insecurity grows. Increased levels of carbon dioxide in the atmosphere can result in nutrient deficiencies in plants, and even accelerated uptake of heavy minerals, which have been linked to cancer, diabetes, heart disease and impaired growth.<sup>31</sup>

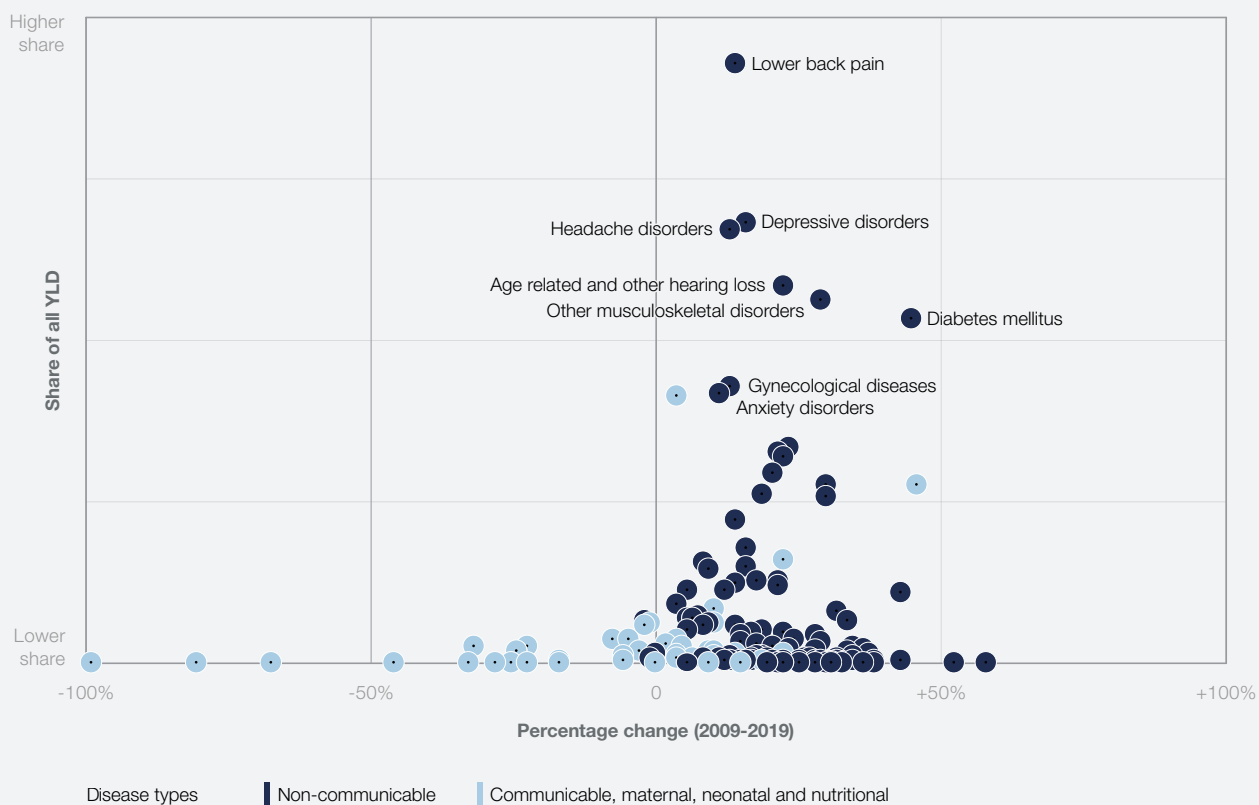
Expanding sources of disease will combine with persistent disease burdens to entrench a growing health burden in developing and advanced economies alike. There has been a noticeable shift towards non-communicable diseases over the past decade (Figure 2.5), linked to population growth and ageing alongside lagging coverage by health systems. A key implication is the resulting loss of functional health and rise in disabilities, rather than deaths. Medical advances have made it possible for people to live with multiple co-morbidities (such as diabetes, hypertension, heart disease and depression), but these remain complex and expensive to manage. People are living more years in poor health, and we may soon face a more sustained reversal in life expectancy gains beyond the influence of the pandemic.

Notably, although some disease burdens are growing, all health-related risks fell into roughly the bottom third of the GRPS' global risk rankings over both the two- and 10-year period (Figure 2.2). **“Infectious diseases”** plummeted in risk



FIGURE 2.5

Loss of functional health



Source  
IHME, 2020.<sup>32</sup>

Note  
Annual percentage change to years lived with disability (YLD) from 2009 to 2019.

perceptions, from the sixth-most severe risk on a global scale over the next 10 years in [last year's Global Risks Report](#), to 27th place this year. Further, female respondents to the GRPS consistently assessed health-related risks as more severe than their male counterparts. **Chronic diseases and health conditions** and **Severe mental health deterioration** were ranked 13th and 14th by female respondents, with the related **Collapse or lack of public infrastructure and services** in 19th place, compared to rankings of 23rd, 28th and 27th, respectively, by male respondents.

The decline in risk perception is likely driven by pandemic fatigue and the human tendency to focus on fresh, recent and more visible crises. Yet "silent" crises with cumulative impacts can quickly outpace a one-off, catastrophic event. The COVID-19 pandemic has been linked to nearly 6.6 million deaths globally at the time of writing noting that this figure will likely increase with China's lifting of stringent COVID-19 restrictions after three years.<sup>33</sup> In comparison, an estimated 4.95 million deaths were associated with drug-resistant bacteria (AMR) in 2019 alone, with roughly 1.27 million of these considered directly attributable to AMR.<sup>34</sup> Air pollution was estimated to be responsible for a further 9 million deaths in the same year, corresponding to one in six deaths worldwide.<sup>35</sup> While there are limitations to the collection and analysis of data in all three cases, and COVID-19's

outcomes may have been far worse in the absence of rapid action, the comparisons highlight the potential of silent crises to create compounding, runaway damage.

### Chronic capacity challenges

As disease burden grows and innovation widens the scope of what medicine can treat, inexorable demand for healthcare is running up against chronic capacity challenges. The COVID-19 pandemic disrupted the delivery of prevention and treatment services, resulting in a backlog for hospital and community care that may prove challenging to clear. More than 7 million people in the United Kingdom of Great Britain (more than one-tenth of the population) were waiting for non-emergency medical care in September 2022, while 10% of job posts remained vacant as the National Health Service struggled to retain staff.<sup>36</sup>

Health systems are likely to face intensifying financial pressure – with budget cuts or revenue loss as well as higher costs of goods and labour – as inflation persists, economies grow slowly or stagnate, and governments reprioritize expenditure to address more salient social and security concerns. Even before the COVID-19 pandemic aggravated staff shortages, the World Health Organization (WHO)

predicted a global shortfall of 15 million health workers by 2030.<sup>37</sup> Some health systems are seeing productivity decline as experienced employees leave due to exhaustion, burnout and concerns about staff and patient safety. Skills and infrastructure gaps undermine capacity further as staff become overwhelmed by challenges for which they are not adequately equipped or supported to solve, leading to more strikes over pay and staffing levels.

Medical inflation is expected to continue to outstrip GDP growth in many countries,<sup>38</sup> and financial pressures on working populations will intensify as dependency ratios rise. The United States of America already spends nearly 20% of its GDP on healthcare, even before its largest population cohort (the “Baby Boomers”) has retired.<sup>39</sup> Governments, insurers or employers may respond by limiting coverage and shifting a greater proportion of the costs to individuals, reducing access and affordability of healthcare. Two-tier health systems, already prevalent in many advanced and developing economies, may become further entrenched, with a profitable private sector catering to patients with greater ability and willingness to pay, while poorer people remain reliant on increasingly threadbare public provision.<sup>40</sup>

A persistent mismatch between demand and supply gradually weakens the ability of health systems even in richer countries to cope and adapt, eroding care quality and shrinking healthcare access. Fragile health systems could quickly become overwhelmed by one or more catastrophic events. A large-scale cyberattack, war, extreme weather event or new or re-emergent infectious diseases could trigger health system collapse within one or more regions, resulting in a sudden surge of deaths from all causes. More gradual deterioration of health systems would also weaken overall health, widen health disparities, slow economic activity and undermine political and societal stability as a safety net disintegrates.

## Socioeconomic syndemics

Combined with fragile health systems, there is a risk of a rise in “syndemics”: a set of concurrent, mutually enhancing health problems that impact the overall health status of a population, within the context of political, structural or social environments.<sup>41</sup> The concept has long been applied to HIV research. More recently, it has been considered in the context of the COVID-19 pandemic and chronic disease burdens, which have resulted in higher morbidity and mortality rates among socially disadvantaged communities.<sup>42</sup> A similar pattern could now play out at a systemic level: deteriorating social, economic and political contexts will contribute to endemic diseases and lead to poorer health outcomes for select communities.

Inequality and conflicts in societal values could precipitate regulatory changes regarding education, employment, housing, gender, immigration and the



environment, some of which could have unintended compounding effects on specific diseases. For example, a lack of LGBTQ protection has been linked to poorer health outcomes relating to HIV, due to the resulting avoidance of healthcare.<sup>43</sup> Current crises might further derail health outcomes and equity. Chronic financial stress and rationing of essentials – such as having to choose between heating and eating – will have long-term physical and psychological impacts even on healthy people.<sup>44</sup> Lower confidence in public institutions has already resulted in less effective pandemic responses, and growing misinformation and disinformation could further increase vaccine hesitancy, which has already led to the re-emergence of locally-eradicated diseases such as polio.<sup>45</sup> These patterns may be reinforced as there is a clear rise in the erosion of social cohesion (see [Chapter 1.2: Societal polarisation](#)).

Geopolitical tensions could limit the co-development and sharing of new scientific breakthroughs, limiting respective abilities to address ever-present risks such as AMR as well as new ones. Export restrictions applied to medicine and medical products could cause a humanitarian crisis and spiral into controls over even more existential resources – most notably food – with compounding effects on health. Disparities in healthcare access may also worsen across and within countries as a result of economic inequality. For example, while advances such as in personalized, genomic and proteomic medicine can vastly improve health outcomes for chronic and degenerative conditions, they come with hefty price tags that may constrain widespread use; gene therapies can cost upwards of \$2 million.<sup>46</sup> A rise in state instability and conflict would further limit the delivery of aid, disrupt vaccination programmes and put health workers at risk. This was evident in the case of polio vaccination workers killed in Afghanistan last year.<sup>47</sup>

## Acting today

It is essential that we embed hard-earned lessons in preparedness for the next iteration of health crises. A continued focus on public health policy and interventions can have outsized impacts at national and regional levels, as a great deal of chronic disease burden is, in fact, preventable.<sup>48</sup> Realizing public health gains will require governments and business to promote the conditions that underpin wellbeing and encourage healthy lifestyles, such as good food, clean air, secure housing and social cohesion.

Public health agencies, healthcare providers and funders can play a key role by improving interactions and coordination between different parts of the health system to share information, expand capacity and improve overall population health. Planning for the long run will help governments better assess and manage health system risks, as will aligning policies that directly or indirectly affect health (such as agricultural policies that drive antibiotic use and increase AMR risk). Governments and businesses will also need to add a health dimension to crisis preparedness plans to withstand emerging risks.

In parallel, national and global health institutions and systems need to be strengthened in the face of multiple challenges. Innovation in care delivery, staffing and funding models are required for health systems to provide disease prevention, early detection and complex care cost-effectively for an increasingly frail and chronically ill population. There is also potential for healthcare to reap the advantages of technological advances and digital transformation that other sectors have embraced, such as augmenting capacity with technology and combining virtual and in-person care to reduce costs.

Opportunities to strengthen public health exist across countries, too, especially in the areas of pandemic surveillance and preparedness, scientific collaboration, and in mitigating global threat drivers such as climate change and AMR. It is essential that health nationalism is avoided in the face of the geopolitical and security considerations already underway today. Continued collaboration and information flows in the field of healthcare, pharmaceuticals and life sciences underpin efforts to ensure that our understanding and capability can continue to effectively address emerging health risks.

## 2.4

## Human security: new weapons, new conflicts

GRPS results suggest that economic and information warfare will continue to pose a more severe threat than hot conflict over the next decade. **Interstate conflict** and **Use of weapons of mass destruction** were ranked lower in anticipated severity compared to **“Goeconomic confrontation”** and **Misinformation and disinformation** over the 10-year time frame (Figure 2.2).

Past decades were defined by the non-deployment of humanity's most powerful weapons and no direct

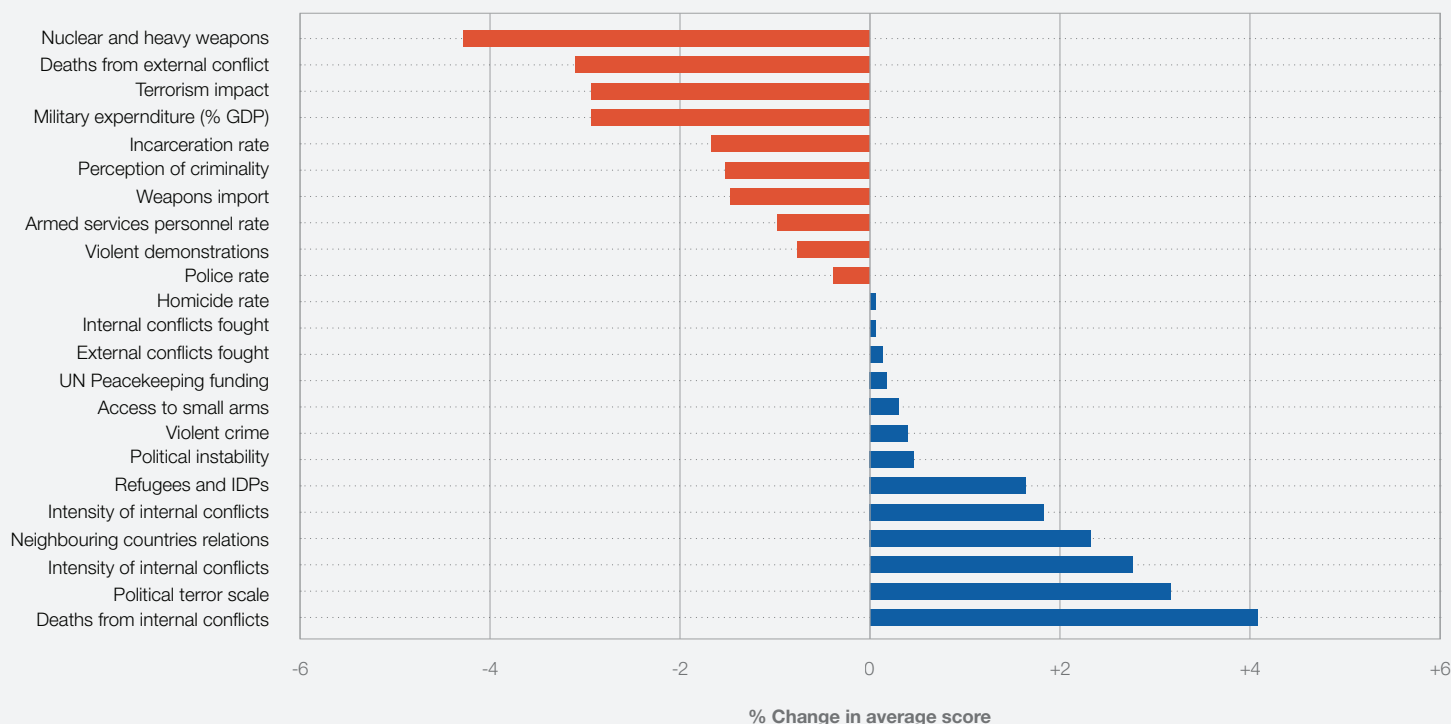
clashes between global powers. Prior to 2022, militarization had fallen in all regions, with recent data showing an overall decline in nearly 70% of the countries covered by the Global Peace Index 2022 over the past 15 years.<sup>49</sup> Even between 2021 and 2022, the holdings of nuclear and heavy weapons, military expenditure, weapons imports and armed services personnel rates declined (Figure 2.6). Yet the world still became less peaceful, with more violent demonstrations, external conflict and intense internal conflicts during the same fifteen-year period.<sup>50</sup>





FIGURE 2.6

Pre-2022 trends in militarization and conflict



Source  
IEP, 2022.

Note  
Percentage change in global score by indicator, 2021-2022.

A reversal of the trend towards demilitarization will heighten the risk of conflict, on a potentially more destructive scale. Growing mistrust and suspicion between global and regional powers has already led to the reprioritization of military expenditure and stagnation of non-proliferation mechanisms. The diffusion of economic, technological and, therefore, military power to multiple countries and actors is driving the latest iteration of a global arms race. Unlike previous power dynamics that were shaped by weapons of deterrence, the next decade could be defined by devastation from precision attacks and expanded conflicts.

### New military architects and architecture

The 2010s saw global military expenditure growing in line with GDP and government budgets (5% of expenditure, down from 12% in the early 1990s).<sup>51</sup> However, today, global military expenditure as proportion of GDP is rising, driven predominantly by higher spending by the United States of America, the Islamic Republic of Iran, Russia, India, China and Saudi Arabia. Japan announced a proposal to double its defence budget to \$105 billion (2% of its GDP) in May last year, and Qatar has increased spending by 434% since 2010 in response to blockades.<sup>52</sup> The war in Ukraine – as well as lukewarm condemnation by a few key geopolitical players – has driven recent pledges by NATO members to meet or exceed the target of 2% of

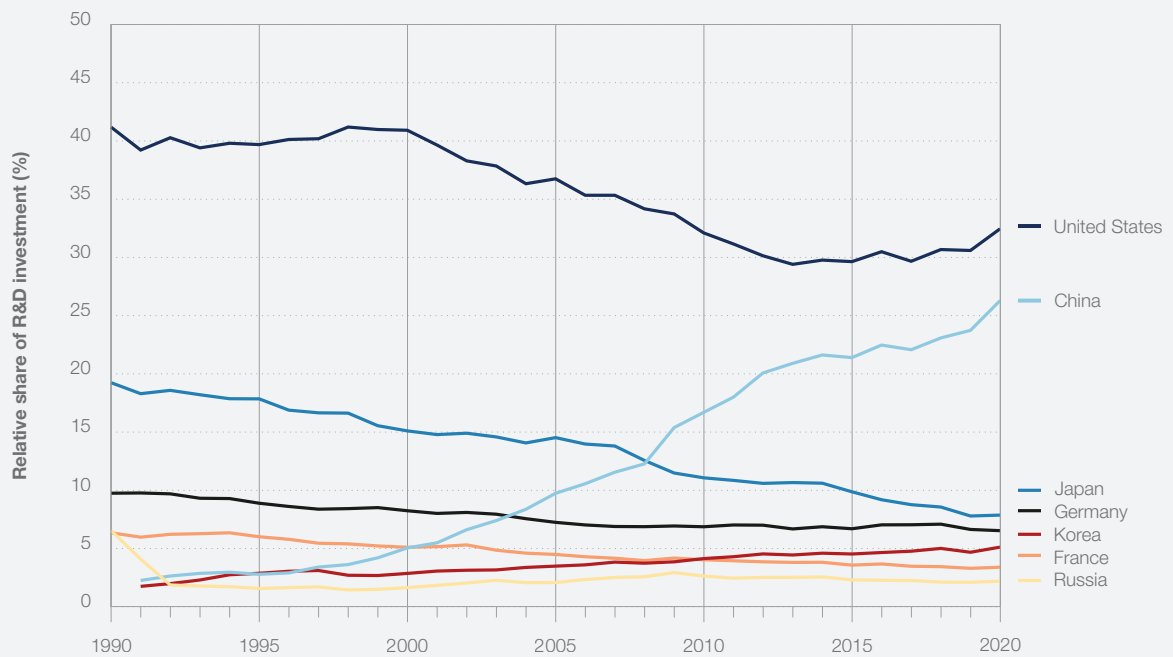
GDP, which, if met by all members, would represent an increase in total budget by 7% in real terms.<sup>53</sup> Widespread defence spending, particularly on research and development, could deepen insecurity and promote a race between global and regional powers towards more advanced weaponry.<sup>54</sup>

The private sector is set to increasingly drive the development of military technologies, yielding advancements in semiconductor manufacturing, AI, quantum computing, biotechnology and even nuclear fusion, among other technologies.<sup>55</sup> Many of these are general purpose in nature with civilian applications, but are also a force multiplier of military power, enhancing the capabilities of autonomous weapons, cyberwarfare and defensive capabilities. Emerging technologies will be increasingly subject to state-imposed limits to cross-border flows of talent, IP, data and underlying technologies (such as extreme ultraviolet lithography equipment) and resources (such as critical metals and minerals), to constrain the comparative rise of foreign rivals. Enhanced focus and investment will drive innovations – global research and development expenditure hit 2.63% in 2021, the highest in decades.<sup>56</sup> There are sure to be multiple architects (Figure 2.7), with parallel innovations and interoperable ecosystems that will not only undermine efficiencies and duplicate efforts – even prior to the tightening of market conditions, technological fragmentation was estimated to result in losses of up to 5% GDP for many economies<sup>57</sup> – but may also increase risk.

Military-driven innovations in relevant fields will

FIGURE 2.7

Diffuse research and development



Source  
Congressional Research Service, 2022.<sup>58</sup>

Note  
Share of Global R&D of selected economies, 2000-2020. Global R&D includes the expenditures of the OECD countries, Argentina, China, Romania, Russia, Singapore, South Africa and Taiwan, China. Share computed in Purchasing Power Parity terms.

have knock-on benefits for economic productivity and societal resilience, including personalized and preventative medicine, climate modelling and material science development. The influence of blocs will grow, closely tying together alliances across security, investment, trade, innovation, talent and standards. For example, Australia, Japan, South Korea and New Zealand were recently invited to participate at a NATO summit for the first time.<sup>59</sup> As developing economies seek to enhance their security in the new military architecture, they will be pulled deeper into the wider economic and military expansion of larger powers.<sup>60</sup> However, the Global South also risks being priced out of security and broader technological advancements. For example, the diffusion of dual-use technologies may be constrained or subject to high royalties, widening global inequality.

**Next-generation technologies and multi-domain conflicts**

New technologies will change the nature of the threat to national and international security, with a rise in multi-domain conflicts that blur the definition of conventional warfare. “Future battlefields” and methods of confrontation are expanding, encompassing the land, sea, air, cyberspace and outer space (explored in the [Crowding and Competition in Space Chapter in last year’s Global Risks Report](#)).<sup>61</sup> Anti-satellite and hypersonic weapon capabilities have already been demonstrated by

some states.<sup>62</sup> Directed Energy Weapons are expected to make significant progress over the next decade, with the potential to disable satellites, electronics, communications and positioning systems, and some of these weapons may be more cost-effective than traditional munitions.<sup>63</sup> Quantum computing may be harnessed to identify new materials for use in stealth technologies, and cyber and information warfare will be deployed to target vulnerabilities in increasingly sophisticated military technologies, which could range from disinformation campaigns to hacking hardware in nuclear defence systems.<sup>64</sup>

Importantly, these technologies are emerging in parallel – with the potential for simultaneous and compounding impacts on global security.<sup>65</sup> The testing and demonstration of enhanced capabilities could destabilize geopolitical relationships and accelerate an arms race, even in the absence of triggering conventional or nuclear strikes. This race will also slow the development of and adherence to norms, standards and safety protocols governing the development and use of these technologies, leaving fundamental questions unanswered – such as how to pursue fields like quantum computing, without simultaneously destabilizing the world’s encryption systems and accelerating a global arms race.<sup>66</sup> As a result, self-regulation by the private sector will likely rise, as will consumer campaigning against military applications of technologies, such as the “Stop Killer Robots” coalition.

While social and global norms constraining the use

of nuclear weaponry remain high, the unconstrained pursuit of lower-yield weaponry and stronger defensive military technologies could undermine the perceived security provided by nuclear weapons, putting in jeopardy a delicate strategic balance. Emerging technologies heighten the actual or perceived vulnerability of countries to attack, including nuclear-armed ones.<sup>67</sup> Advanced sensing technologies, particularly once enabled by quantum computing, could theoretically expose second-strike capabilities (mobile nuclear weapons) to real-time targeting and elimination.<sup>68</sup> The potential for lower-yield, more targeted nuclear weaponry has already brought into question the viability of the current threshold of activation for the “nuclear umbrella” of the United States of America. An escalating arms race may cause countries to roll back the no-first-use principle to enhance deterrence.

Together, these new technologies are escalating rhetoric and the pressure on existing governance mechanisms. This could lead to an increase in the global inventory of nuclear warheads for the first time since the Cold War,<sup>69</sup> raising the risk of accidental, miscalculated or deliberate clashes, with devastating results. Nuclear-armed countries continue to modernize arsenals and develop new types of delivery systems; late last year, the United States of America unveiled its first new nuclear-capable strategic bomber in more than three decades. The Treaty on the Prohibition of Nuclear Weapons, which entered into force in early 2021, continues to be opposed by all nine declared nuclear-armed states.<sup>70</sup> North Korea conducted the

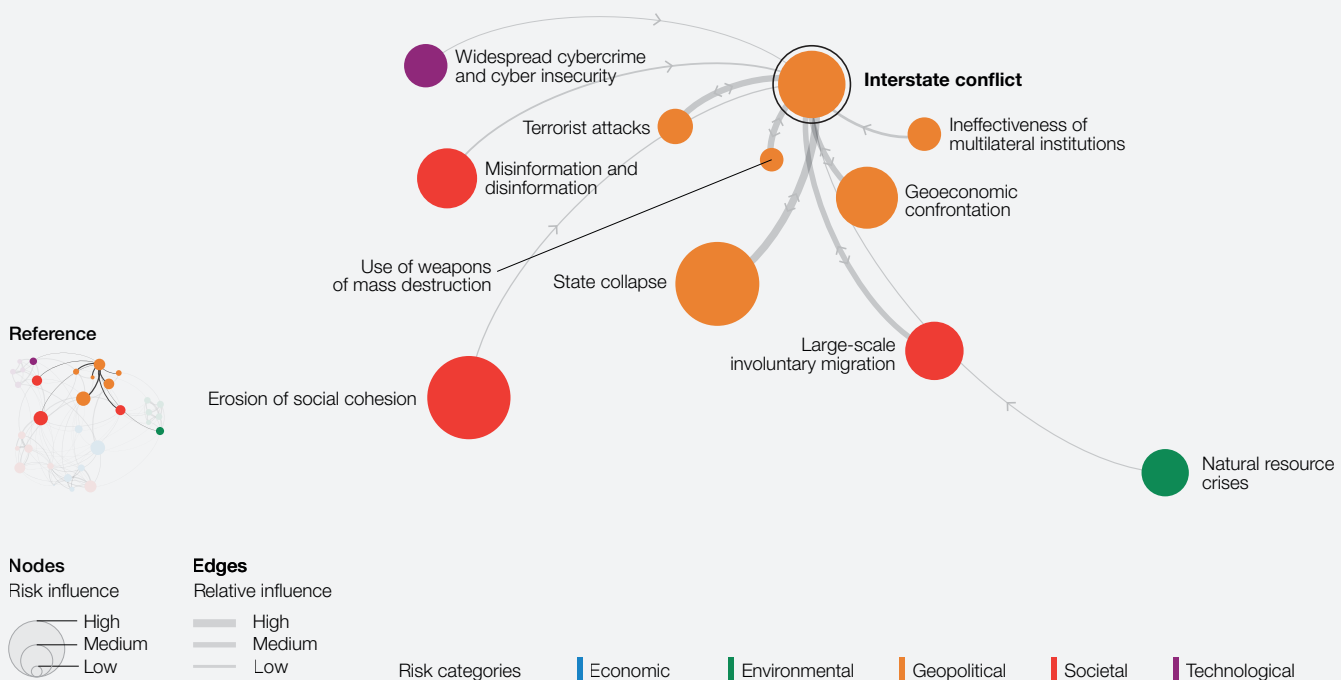
largest number of annual ballistic missiles launches last year, and there is escalating rhetoric in the context of the war in Ukraine.<sup>71</sup> The possibility of nuclear-sharing arrangements or even potential acquisition in limited circumstances has been raised in some non-nuclear states, such as Japan and the South Korea.<sup>72</sup> Negotiations on the revival of the Joint Comprehensive Plan of Action (JCPOA) have also stalled.<sup>73</sup> Although both the United States of America and Russia have continued to adhere to the New START Treaty, and disarmament technically continues, the usable military stockpiles of both countries - accounting for 90% of all nuclear weapons - remained stable in 2021.<sup>74</sup>

## A rise in rogue actors

Proliferation of more destructive and new-tech military weaponry may enable newer forms of asymmetric warfare, allowing smaller powers and individuals to have a greater impact at a national and global level. Financial, information and intelligence thresholds are lower in many dual-use technologies. For example, advances in biotechnologies could enable the creation of pathogens by small groups or even individuals.<sup>75</sup> Low-cost drones utilizing swarm intelligence can be used to attack high-value units, including bases and fuel tanks.<sup>76</sup> The most recent available data suggests a consolidation of arms exports, with North America and Europe accounting for 87% of all arms exports from 2017-2021, alongside an accompanying decline from China and

FIGURE 2.8

### Key drivers of interstate conflict



Source  
World Economic Forum, Global Risks  
Perception Survey 2022-2023.

Russia.<sup>77</sup> However, any future diffusion of market share will increase the likelihood of advanced military systems being shared with more adversaries, across a broader geographic area.<sup>78</sup>

The lower cost and potential spread of conventional or chemical, biological, or nuclear weaponry to rogue actors will further erode the government's "monopoly on violence". This can increase the vulnerability of states and fuel migration, corruption and violence that can spill over borders.<sup>79</sup> Drones have already been used by non-state actors in Syria, Libya and Yemen, and both military and civilian drones have been used by formal security forces, paramilitary groups and non-combatants in Ukraine.<sup>80</sup> Despite limited transparency and accountability, there has also been a growing reliance on private militia and security services to protect assets and infrastructure, including vessels, commercial shipping, offshore platforms and ports. The use of these proxy, hybrid and private armies in multiple security contexts has been linked to violations of human rights and international law in conflict, post-conflict and peacetime settings.<sup>81</sup>

The distinction between civilian and military spheres is blurring further: these technologies expose populations to direct domestic threats, often with the objective of shattering societal functioning. This includes the physical and virtual disruption of critical resources and services at both a local and national level, such as agriculture and water, financial systems, public security, transport, energy, and domestic, space-based and undersea communication infrastructure. "**Breakdown of critical information infrastructure**" was ranked tied 16th by GRPS respondents in terms of perceived severity over the next 10 years, but its relationship with **Interstate conflict** was not highlighted (Figure 2.8). Concerted attempts at cyberattacks against Ukraine were made last year, including against communication services, financial websites and electricity grids. Data theft and deep-fake technology also sought to prevent access to services, targeting flows of refugees, medicines, food and relief supplies.<sup>82</sup> The critical functioning of whole economies will only become more exposed

with breakthroughs in dual-use technologies, most notably quantum computing.

## Acting today

An international environment that is at greater risk of conflict and the less transparent attribution of unconventional engagement may weaken the shared moral, reputational and political costs that partially act as a deterrent to the deployment of destructive weaponry, including nuclear engagement. Undoubtedly, the strengthening of arms control, disarmament and non-proliferation agreements and norms, covering both existing and newer forms of military technologies, are essential to provide transparency. This can also reduce the risk of unintended escalation, for example by limiting the spillover of conflicts across domains, such as a cyberattack on critical infrastructure escalating into a targeted destructive exchange with lethal autonomous weapons.<sup>83</sup> Establishing norms will be essential to ensuring the right balance is struck so that technological innovation can continue to be harnessed to improve socioeconomic outcomes for humanity.

However, achieving effective arms control will be even more challenging than in the past. It will require engagement with a broader range of actors – including academic researchers and the private sector – given the dual-usages of many of these technologies. Developments are quickly outpacing global governance processes. An escalating arms race will further hinder collaboration, but the regulation of new weapons technologies to control proliferation and usage can only be achieved through transnational cooperation. The first step should include greater recognition by global powers of the strategically beneficial value to agreements on key arms control issues. In the longer term, new strategies for global governance that can adapt to this new security context must be explored to assuage the concerns of nations and avoid a spiral of instability and accidental or intentional destruction.

## 2.5

### Digital rights: privacy in peril

Digital tools - increasingly sophisticated AI applications, interoperable edge computing and Internet of Things (IOT) devices, autonomous technologies - underpin the functioning of cities and critical infrastructure today and will play a key role in developing resilient solutions for tomorrow's crises. Yet these developments also give rise to new challenges for states trying to manage the existing physical world and this rapidly expanding digital domain.

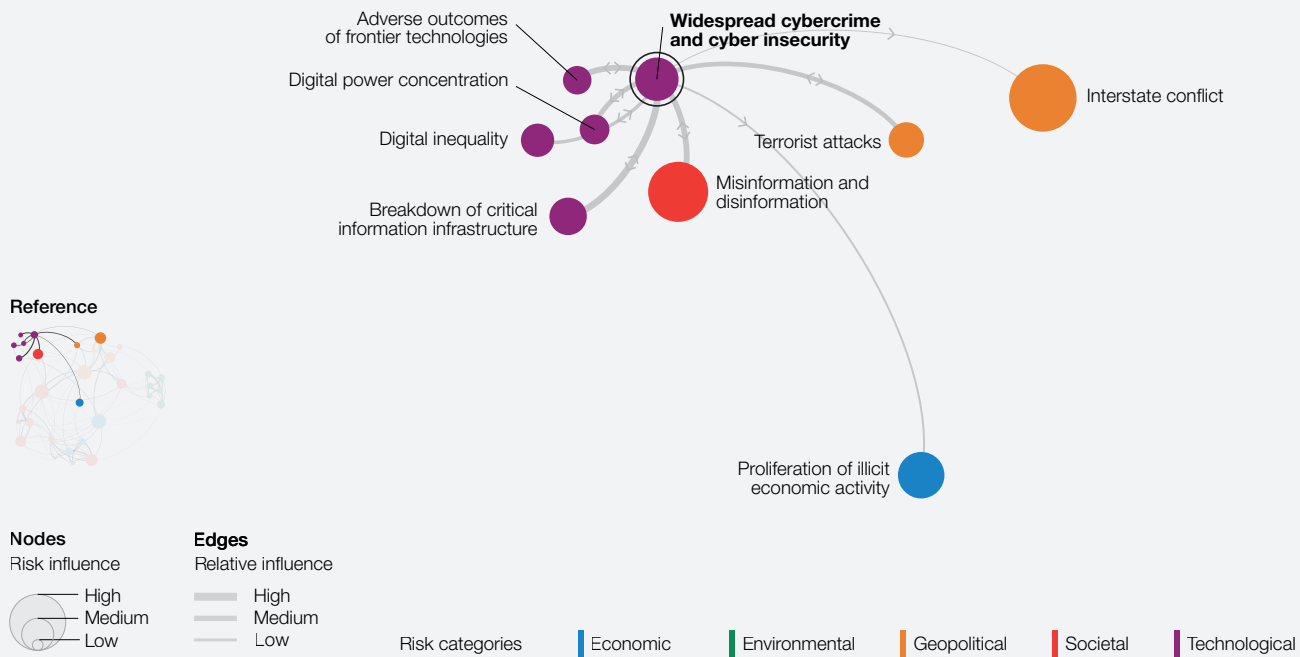
Based on GRPS results, "**Widespread cybercrime and cyber insecurity**" is a new entrant into the top 10 rankings of the most severe risks over the next decade.

As highlighted in last year's [Global Risks Report chapter 'Digital Dependencies and Cyber Vulnerabilities'](#), malicious activity in cyberspace is growing, with more aggressive and sophisticated attacks taking advantage of more widespread exposure. It was seen as a persistent threat by GRPS respondents as well as a strong driver of other risks (Figure 2.9).

The proliferation of data-collecting devices and data-dependent AI technologies could open pathways to new forms of control over individual autonomy. Individuals are increasingly exposed to the misuse of personal data by the public and private sector alike,

FIGURE 2.9

**Risk interconnections: cyber insecurity**



Source  
World Economic Forum, Global Risks Perception Survey 2022-2023.

ranging from discrimination of vulnerable populations and social control to potentially bioweaponry.<sup>84</sup>

Not all threats to the digital autonomy and sovereignty of individuals are malicious in nature. Larger data sets and more sophisticated analysis also heighten the risk of the misuse of personal information through legitimate legal mechanisms, weakening the human right to privacy,<sup>85</sup> even in democratic and strongly regulated regimes. Legal incursions on privacy can be motivated by public safety considerations, crime prevention and response, economic development and better health outcomes. The privacy of personal and sensitive data is coming under increasing pressure by national security concerns, combining the protection of societies and states and the desire to gain a competitive technological and economic advantage.

**Commercialized privacy**

The right to privacy as it applies to information about individuals incorporates two key elements: the right not to be observed and the right to control the flow of information when observed.<sup>86</sup> As more data is collected and the power of emerging technologies increases over the next decade, individuals will be targeted and monitored by the public and private sector to an unprecedented degree, often without adequate anonymity or consent.<sup>87</sup>

Surveillance technologies are becoming increasingly

sophisticated through new technologies and techniques for gathering and analyzing data. The oft-cited examples are biometric identification technologies. In recognition of the potential risks posed to privacy and the freedom of movement, some companies have self-regulated the sale of facial recognition to law enforcement, and the use of this technology in public spaces faces an upcoming ban in the EU.<sup>88</sup> Concerns also extend to the use of biometric technologies to analyze emotions. Other forms of monitoring are already becoming commonplace. Automated AI-based tools such as chatbots collect a wide amount of personal data to function effectively. The mass move to home working during the pandemic has led to tracking of workers through cameras, keystroke monitoring, productivity software and audio recordings – practices which are permitted under data-protection legislation in certain circumstances, but which collect deeper and more sensitive data than previous mechanisms.<sup>89</sup>

More insidiously, the spread of networked data is increasing surveillance potential by a growing number of both public- and private-sector actors, despite stringent regulatory protection.<sup>90</sup> As our lives become increasingly digitalized over the next decade, our “everyday experience” will be recorded and commodified through internet-enabled devices, more intelligent infrastructure and “smart” cities – a passive, pervasive and persistent form of networked observations that are already being used to create targeted profiles.<sup>91</sup> This pattern will only be enhanced by the metaverse, which could collect and track even more sensitive data, including facial



expressions, gait, vital signs, brainwave patterns and vocal inflections.<sup>92</sup>

Individuals have usually consented to the collection of data for the associated beneficial use of the service or product, given the wave of new and stronger data protection policies in many markets.<sup>93</sup> However, as the collection, commercialization and sharing of data grows, consent in one area may reveal far more than intended when aggregated with other data points. This is known as the “mosaic effect”, which gives rise to two key privacy risks: re-identification and attribute disclosure.<sup>94</sup> Research suggests that 99.98% of US residents could be correctly re-identified in any data set – including those that are heavily sampled and anonymized – using 15 demographic attributes.<sup>95</sup> Researchers have used this theory to uncover the political preferences of streaming users,<sup>96</sup> match DNA from publicly-available research databases to randomly selected individuals,<sup>97</sup> and link medical billing records from an open data set to individual patients.<sup>98</sup>

In consequential terms, this means that an international organization may share anonymized data with partner governments to support effective and efficient crisis responses. However, when combined with other data sets, it could allow the identification and tracking of vulnerable refugees and displaced persons – or compromise the location of camps and the supply chains of critical goods.<sup>99</sup> Data on race, ethnicity, sexual orientation and immigration status can be legally obtained in some markets and re-identified to varying degrees, enabling civil harassment and abuse. In one such example, the sexual orientation of a priest was obtained through the purchase of smartphone location data and announced by a religious publication.<sup>100</sup>

## Data-enabled anocracies

The right to privacy is not absolute; it is traded-off against government surveillance and preventative policing for the purposes of national security. However, the surveillance potential of data has meant that access to sensitive information can increasingly be obtained without due process or transparency.<sup>101</sup> In some cases, data protection laws that require consent effectively waive the legal protections against electronic surveillance of private communications and location data.<sup>102</sup>

In the United States of America, data is aggregated and sold on the open market with limited regulatory restrictions, meaning enforcement agencies can purchase GPS location data without warrants or public disclosure. For example, theoretically, police could use automated licence plate data (obtained by both private- and public-sector organizations) to prosecute out-of-state abortions – leading Google to announce that it would auto-delete location data for users that visit related centres.<sup>103</sup> There is also increasing political and regulatory pressure to weaken encryption mechanisms adopted by private

companies, particularly as it relates to terrorist investigations, despite broader implications to the ongoing security of civilians’ data.<sup>104</sup>

Potential for misuse will be especially problematic for users residing in countries with poor digital rights records, inadequate regulatory protection frameworks, or authoritarian tendencies. Forms of digital repression to quell politically motivated uprisings, such as the use of spyware to track activist activities, are already driving significant human rights violations in the Middle East.<sup>105</sup> Recent reports have also highlighted potential digital rights violations in Africa stemming from the rapid expansion of biometric programmes that include voter registration, CCTV with facial recognition, mandatory SIM card registration and refugee registration.<sup>106</sup> As more emerging markets look towards progressing their smart city plans, the collection of sensitive citizen data could expose societies to additional peril if poorly governed and protected.<sup>107</sup>

Security concerns posed by sensitive data and its potential abuse are well-recognized by governments. Countries have adopted more widespread data localization policies, tightened regulation of research collaborations, and banned some foreign-owned telecommunications, surveillance equipment and mobile applications, to limit the collection and possession of sensitive data by non-allied states.<sup>108</sup> Yet, less attention is being paid to the potential for overreach and abuse of this data in the name of national security. The slow and legal erosion of the digital sovereignty of individuals can have unintended and far-reaching consequences for social control and the erosion of democracies – including, for example, by compromising freedom of the press.



## Growing trade-offs between innovation and security


Data is an important factor of production, and collection and flows are essential to fuel innovation for enhanced economic productivity (including automation), as well as socially beneficial uses.<sup>109</sup> More expansive and innovative applications of AI and other emerging technologies will require cross-industry and public-private data aggregation. The centralization and consolidation of some types of data can lend a competitive advantage to economies, such as through improved health outcomes associated with advances in biotechnology.<sup>110</sup> Yet governments may also increasingly struggle to balance the potential harm of privacy loss against the benefits of more rapid development of emerging technologies.

At the same time, to address the growing concentration of data in the hands of a small number of private-sector companies, governments may increasingly push for open-data policies from both public- and private-sector sources, mirroring recent regulatory moves by the EU around data spaces and marketplaces.<sup>111</sup> Such policies – like the creation of public data trusts for research purposes – will likely affect both domestic companies and industries, as well as allied countries. This may benefit more widespread and diffused innovation, but it will also expand risks as they enable privacy breaches at a much larger scale. Privacy will strongly influence these agreements: the US government recently committed to heightened safeguards for transatlantic data flows, including from US intelligence activities.<sup>112</sup>

However, many of these data sets may still be subject to the threat of re-identification, even with recent developments in privacy-enhancing technologies such as synthetic data, federated learning and differential privacy.<sup>113</sup> Research suggests that sensitive databases and technologies, such as pools of biological data and DNA sequencing, are already vulnerable to attack.<sup>114</sup> Sensitive health data is governed inconsistently and the creation of large pools of personal data are creating lucrative targets for cybercriminals, particularly given the less stable geopolitical environment and limited norms currently governing cyberwarfare. The potential consequences of the large-scale theft of biometric or genomic information are largely unknown but may allow for targeted bioweaponry.

### Acting today

At a national level, a patchwork of fragmented data policy regimes at local or state levels raises the risk of accidental and intentional abuses of data in a manner that was not considered by the individual's original consent. Harmonizing policies at a national



level will enable more effective, less complicated cross-border data-sharing mechanisms to power innovation while still ensuring adequate protection for individuals.

Developing a more globally consistent taxonomy, data standards, and legal definition of personal and sensitive information is a key enabler. These frameworks should recognize that sensitivity can rise from data-driven inferences that are enabled by large data sets, the proliferation of online social networks, and the blurring of personal and industrial data in the roll-out of the IOT and implementation of “smarter” cities.<sup>115</sup> For example, one company was recently fined under the EU's GDPR (General Data Protection Regulation) for targeted advertising that inferred a medical condition (deemed as a special category of data) on the basis of purchase history.<sup>116</sup>

Historically severe fines for data loss are also helping change the cost-benefit assessment around investment in cybersecurity measures, but questions remain around the individual rights to action, damage and compensation in cases of breach.<sup>117</sup> It will be incumbent on organizations to consider the ethics of data collection and usage to minimize reputational considerations beyond regulatory compliance. In addition, spurred by both increased cyberattacks and tighter data laws, the voluntary disposal and destruction of personal data may become a stronger priority – with potential environmental co-benefits of minimizing data storage needs. Finally, governments will also need to development emergency capabilities to respond to data breaches and violation of privacy to minimize follow-on repercussions.

The threat of a sovereign debt crisis has been brewing, with public debt growing as interest rates have fallen. Governments have leveraged cheap money to invest in future growth and help stabilize distressed financial systems, providing massive fiscal support during the pandemic and to shield households and businesses from the current cost-of-living crisis. However, high levels of debt may not be sustainable under tighter economic conditions. The rapid and widespread normalization of monetary policies, accompanied by a stronger US dollar and weaker risk sentiment, has already increased debt vulnerabilities that are likely to remain heightened for years.

Stagflation on a global scale, combined with historically high levels of public debt, could have vast consequences.<sup>118</sup> Even with a softer landing, the consequences of debt-trap diplomacy and rockier restructuring raise the risk of debt distress – and even default – spreading to more systemically important markets, paralysing the global economic system. Further, even comparatively orderly fiscal consolidation is likely to impact spending on human capital and development, ultimately threatening the resilience of economies and societies in the face of the next global shock, whatever form it might take.

### The rising price of debt

General government gross debt in advanced economies hit 112% of GDP in 2022, compared to roughly 65% of GDP for emerging and developing markets.<sup>119</sup> Yet as identified in [Chapter 1.2, Economic downturn](#), some developing and emerging markets are feeling the impacts of tightening monetary policy and deteriorating economic conditions first and most acutely. For example, Ghana recently reached an agreement with the IMF regarding a \$3 billion bailout and Zambia is seeking to conclude restructuring of \$15 billion in external debt early this year. A broad-based global recession within the year<sup>120</sup> could temper inflation and cap interest rate rises, but there is a higher risk of balance-of-payments crisis in the short-term, alongside a credit crunch over the mid to longer term.<sup>121</sup> Emerging market banks also hold a larger proportion of domestic public debt, with the potential for distress to spread to banks, households and pension funds.<sup>122</sup> Larger emerging markets exhibiting a heightened risk of default include Argentina, Egypt, Ghana, Kenya, Tunisia, Pakistan and Türkiye.<sup>123</sup>

Downside risks loom large, and another global shock could result in deeper and more prolonged economic disorder. Stagflation remains a severe risk for many economies. Current crises, such as the war in Ukraine and lingering impacts of COVID-19, are still impacting basic inputs, including labour, energy and food. Continued tightness in major labour markets



may exacerbate wage inflation – meaning there may need to be a material increase in unemployment to contain consumer inflation. Extended supply-driven inflation could drive more painful interest rate rises, even amidst a slowdown in growth, leading to a harder landing and more widespread debt distress. A more systemically important emerging and developing economy – the likes of Mexico, South Africa and Poland – could face distress in coming years, raising the risk of financial contagion.<sup>124</sup>

As cautioned by the International Monetary Fund (IMF), miscalibration between fiscal and monetary policies could exacerbate this further, and in unexpected markets.<sup>125</sup> Questions around the independence of central banks risk de-anchoring market expectations, and monetary intervention to counteract inflationary fiscal policies will only heighten the risk of longer economic malaise. The United Kingdom of Great Britain's near-crisis in September last year is an example of the potential instability that could arise. The interest payable on the country's public debt is expected to hit £120.4 billion for the financial year ending March 2023, up from £69.9 billion, the highest on record.<sup>126</sup> The Bank of England raised rates from 0.1% in December 2021 to 3.5% in December 2022, yet was forced to intervene with an emergency quantitative easing programme in September to counter the market reaction to the UK government's proposed fiscal stimulus.<sup>127</sup> In the absence of a global shock, the "veto power" of the markets will increasingly limit fiscal expansion, even in advanced economies.<sup>128</sup>

### The new geopolitics of debt

For now, the ratio of defaulted versus total global public debt remains very low by historic standards

and far lower than peaks experienced in the 1980s (Figure 1.6). However, this partially reflects the growth in absolute public debt levels. Despite record IMF emergency lending and a \$650 billion allocation in special drawing rights,<sup>129</sup> more than 54 countries are currently in need of debt relief, representing less than 3% of the global economy. Yet these countries represent 18% of the global population and account for more than 50% of people living in extreme poverty.<sup>130</sup> Fears of contagion and further capital flight could weaken debt sustainability in a growing number of lower-income countries. The scale of debt defaults will influence the depth of available restructuring, with some creditor countries hesitant to bail out distressed states on sufficiently concessionary terms, due to their own tightening fiscal space and rising domestic needs. There may also be a shift away from overseas development assistance towards loans to continue to support development and wield economic power. This has a lower domestic cost but exacerbates the debt burden on these markets and increases the risk of a larger wave of defaults in the future.

It is not only the scale but the complexity of potential debt restructuring and need for global cooperation that will determine the extent to which defaults can be contained (Figure 2.10). Creditors have expanded to include quasi-sovereign entities and the private sector, such as commodity traders and producers. Although this expansion has provided new avenues of financing, the coordination of relief between international organizations, the “Paris Club” and

other state creditors, as well as the private sector will continue to complicate attempts at restructuring. For example, only three countries – Chad, Ethiopia and Zambia – are currently undergoing treatment under the G20 Common Framework for Debt Treatments. All remain unresolved, reflecting challenging geopolitical and economic dynamics as well as a lack of transparency.<sup>131</sup>

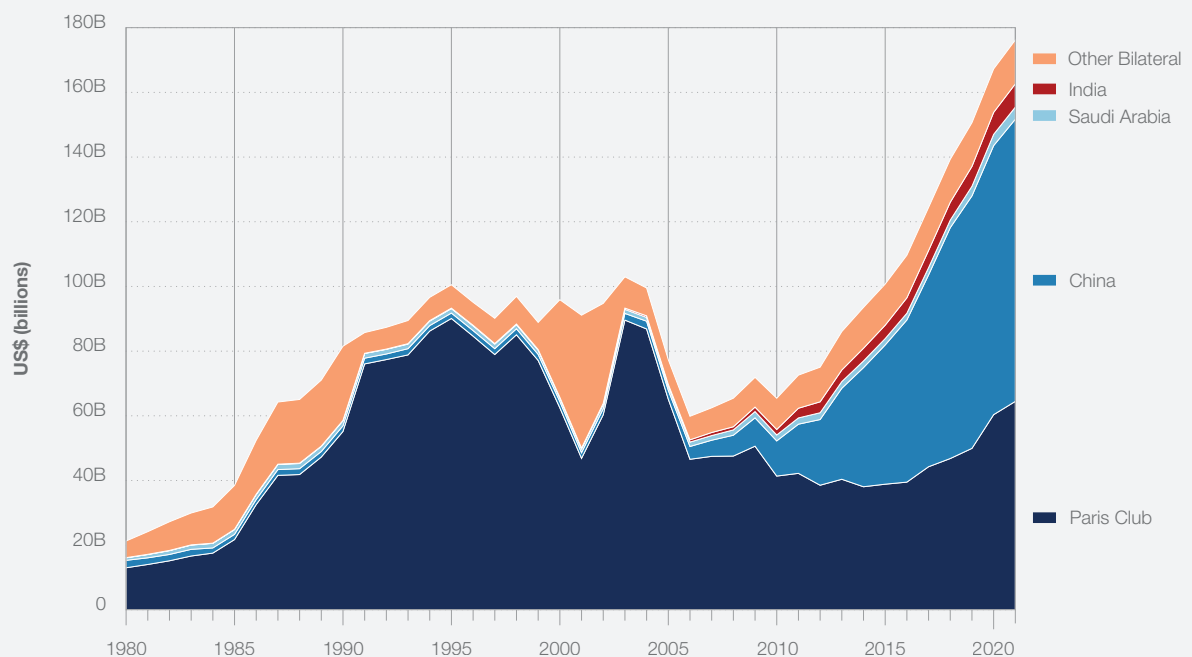
The call for wealthier economies to intervene bilaterally is growing – likely increasing longer-term geopolitical tensions. China has become a large bilateral creditor to many low-income countries and, by some estimates, has become the largest official creditor globally.<sup>132</sup> Energy exporters, such as the Middle East and the United States of America, are also well-placed to step into the gap over the medium-term. Renewed soft power approaches and debt-trap diplomacy could redraw regional and global political lines, driving currency blocs and possibly exacerbating pressures on developing countries as supply chains shift to mirror economic alliances.<sup>133</sup> This trend could also destabilize security dynamics, as debt is leveraged to pull developing economies into the military expansion of larger powers (see [Chapter 2.4: Human security](#)).

Yet as the number of sovereign defaults grow, creditor countries and companies could become more exposed to debt contagion, including systemically important banks, pension funds and state creditors. This will interact with other domestic debt vulnerabilities, including the private sector

FIGURE 2.10

**The composition of public debt**

**A. Bilateral general government debt**

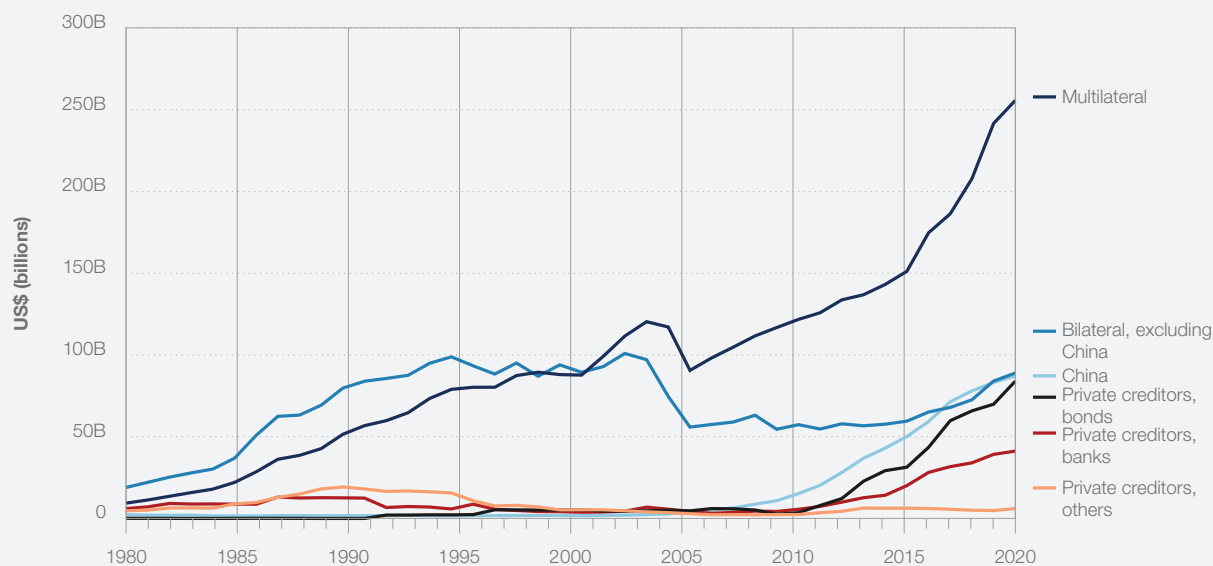


Source  
World Bank, International Debt Statistics database.<sup>134</sup>

Note  
Bilateral Government Debt for 68 of the 72 Debt Service Suspension Initiative (DSSI) countries by creditor.



B. General government debt



Source  
World Bank, International Debt Statistics database.<sup>134</sup>

Note  
General Government Debt for 68 of the 72 Debt Service Suspension Initiative (DSSI) countries by creditor type.

and state-owned entities,<sup>135</sup> to raise aggregate exposure and place pressure on the solvency of even advanced and large emerging economies. A sovereign debt default in a systemically important economy could result in systemic proliferation with a devastating impact on a global scale.

### A looming investment shortfall

Even in the absence of a global crisis, the 1980s “lost decade” of development in Latin America and Sub-Saharan Africa provides a very real example of the economic and humanitarian crisis that can arise from a sovereign debt default, including currency free falls, collapses in output, cost-of-living crises and rapid increases in poverty. The 41 countries that defaulted on their debt in the first half of the decade required eight years, on average, to reach their pre-crisis GDP per capita.<sup>136</sup> Debt distress and restructuring will also have an impact on investment. According to GRPS results, the risk of **Debt crises** drops in perceived severity over the longer-term time frame, but the **Collapse or lack of public infrastructure and services** becomes more severe. The ability to finance continued productivity and resilience will be hampered by economic and political dynamics on both a global and national level.

Advanced economies will have more autonomy to invest in future priorities, while developing markets may be beholden to the demands of the creditor, meaning money could be diverted

from the areas of greatest social need, including expenditure in public goods and infrastructure. Beyond the growing financial cost of natural disasters, emerging and developing economies will need to spend a higher proportion of GDP on the green transition and sustainable infrastructure, with knock-on ramifications for other public spending and services.<sup>137</sup> By contrast, within the limits of inflationary pressures, advanced economies can continue to leverage more accessible financing for economic development, such as stronger industrial policy, to underpin the energy transition, widening the divide between countries. Necessary fiscal consolidation in emerging and developing economies may also rely heavily on spending cuts, which could rapidly remove social protection available to low-income and vulnerable populations, increasing poverty and inequality within countries, alongside social and political unrest.

Yet in a structurally different low-growth, low-investment economic era, even advanced economies will need to make trade-offs. Rising unemployment, social unrest and political polarization, and even technologically-driven churn in both blue- and white-collar jobs may influence the prioritization of current expenditure over longer-term capital expenditure, while security considerations may mean there is less fiscal headroom for social and environmental development over the medium term. The potential result is the de-prioritization of investment and slow decay of public infrastructure and services in both developing and advanced markets.<sup>138</sup> Around two-fifths of low- and lower-middle-income countries

cut expenditure on education by an average of 13.5% since 2020, which, despite a minor rebound, fell again in 2022.<sup>139</sup> As referenced in [Chapter 2: Human health](#), the lingering economic, educational and healthcare overhang of the pandemic continues to weaken the capacity of public systems that also face compounding pressure from ageing populations in advanced economies, and rapidly expanding populations in some developing markets. This is a slow-burning risk: impacts are subtle, lagged and cumulative in nature, but can be highly corrosive in overall impact to the strength of human capital and development – a critical mitigant to the impact and likelihood of other global risks.

## Acting today

In recognition of the risks posed to broader financial stability, timely and deeper debt write-downs could allow a faster return to developmental progress for vulnerable countries and render a future default less likely. The private sector could be incentivized to participate in debt restructuring through a variety of mechanisms, including issuing of new bonds with stronger legal protections, loss reinstatement commitments and value recovery instruments – with the latter enabling private creditors to gain from upside developments in debtor countries in the future, such as GDP-linked instruments in Costa Rica, Argentina, Greece and Ukraine.<sup>140</sup>

As a complementary mechanism to more comprehensive debt restructuring, there may be

increased deployment of debt-for-development deals (see [Chapter 2.2: Natural ecosystems](#)), particularly relating to climate-positive adaptation, to help break the correlation between exposure to climate change and debt vulnerability.<sup>141</sup> However, this should not just be limited to environmental concerns. Social bond issuances have already jumped sevenfold, to \$148 billion in 2022, targeting healthcare, education and small and medium-sized enterprises.<sup>142</sup> While debt swaps may not create fiscal space beyond the specific objective, SDG-linked conditionality may enhance the willingness of creditors to consider debt relief, particularly for countries where other forms of fiscal support, including write-downs and conditional grants, may be less likely.<sup>143</sup>

Finally, we are unlikely to be able to double down on debt to the same extent to cushion the next crisis. A more proactive approach to countries that are not yet on the verge of debt distress could help mitigate the systemic risk of sovereign debt contagion. Recognition of simultaneous crises – debt, climate impacts and food security – could be integrated into greater flexibility and more concessional forms of financing available to vulnerable markets. With particular respect to the climate agenda, there is a growing expectation that packages will include grants, rather than rely solely on loans that add to overall debt burdens.<sup>144</sup> Bilateral and multilateral underwriting of risk could also enable much-needed flows of private capital, while support for longer-term projects that can help crowd-in private capital, such as the IMF's Resilience and Sustainability Trust, is also critical.<sup>145</sup>





# Endnotes

1. Intergovernmental Science-Policy Platform on Biodiversity and Ecosystem Services (IPBES), *The global assessment report on biodiversity and ecosystem services*, 2019, [https://ipbes.net/sites/default/files/2020-02/ipbes\\_global\\_assessment\\_report\\_summary\\_for\\_policymakers\\_en.pdf](https://ipbes.net/sites/default/files/2020-02/ipbes_global_assessment_report_summary_for_policymakers_en.pdf).
2. Surminski, Swenja, Claudio Saffioti and Sumer Drall, "Embracing Nature: How Businesses Can Engage with New Environmental Imperatives", *Marsh McLennan*, 27 September 2022, [https://www.marshmclennan.com/content/dam/mmc-web/insights/publications/2022/september/Marsh%20McLennan%20Embracing%20Nature\\_Sep27.pdf](https://www.marshmclennan.com/content/dam/mmc-web/insights/publications/2022/september/Marsh%20McLennan%20Embracing%20Nature_Sep27.pdf).
3. World Wildlife Foundation (WWF), *Living Planet Report 2022: Building a nature-positive society*, 2022, [https://wwflpr.awsassets.panda.org/downloads/lpr\\_2022\\_full\\_report.pdf](https://wwflpr.awsassets.panda.org/downloads/lpr_2022_full_report.pdf); Habibullah, Muzafar Shah, Badariah Haji Din, Siow-Hooi Tan and Hasan Zahid, "Impact of climate change on biodiversity loss: global evidence", *Environmental Science and Pollution Research*, vol. 9, 3 August 2021, pp. 1073-1081.
4. World Wildlife Foundation (WWF), *Living Planet Report 2022: Building a nature-positive society*, 2022, [https://wwflpr.awsassets.panda.org/downloads/lpr\\_2022\\_full\\_report.pdf](https://wwflpr.awsassets.panda.org/downloads/lpr_2022_full_report.pdf).
5. Pörtner, Hans-Otto (Ed.), et al., *Climate Change 2022: Impacts, Adaptation and Vulnerability*, Intergovernmental Panel on Climate Change (IPCC), 2022, <https://www.ipcc.ch/report/ar6/wg2/>.
6. Ibid.
7. Over one-fifth of the total buffer pool has been depleted in less than a decade. See: Badgley, Grayson, et al., "California's forest carbon offsets buffer pool is severely undercapitalized", *Frontiers in Forests and Global Change*, 5 August 2022.
8. Gatti, Luciana V., et al., "Amazonia as a carbon source linked to deforestation and climate change", *Nature*, vol. 595, 2021, pp. 388-393; World Meteorological Organization, *Greenhouse Gas Bulletin*, 2022; Hook, Leslie and Chris Campbell, "Methane hunters: what explains the surge in the potent greenhouse gases?", *Financial Times*, 23 August 2022.
9. World Wildlife Foundation (WWF), *Living Planet Report 2022: Building a nature-positive society*, 2022, [https://wwflpr.awsassets.panda.org/downloads/lpr\\_2022\\_full\\_report.pdf](https://wwflpr.awsassets.panda.org/downloads/lpr_2022_full_report.pdf).
10. Kenneth Research, *Vertical Farming Market Analysis 2022-2033*, 31 October 2022.
11. Weidner, Till, "A holistic look at vertical farming's carbon footprint and land use", *Agritecture*, 9 May 2022. <https://www.agritecture.com/blog/2022/5/9/a-holistic-look-at-vertical-farmings-carbon-footprint-and-land-use>; Weidner, Till, Aidon Yang, Florian Forster and Michael W. Hamm, "Regional conditions shape the food-energy-land nexus of low-carbon indoor farming", *Nature Food*, vol. 3, 2022, pp. 206-216, <https://www.nature.com/articles/s43016-022-00461-7>.
12. Lambin, Eric F. and Patrick Meyfroidt, "Global Land Use Change, Economic Globalization, and the Looming Land Scarcity", *Proceedings of the National Academy of Sciences* 108, vol. 9, 2011, pp. 3465-3472, <https://doi.org/10.1073/pnas.1100480108>.
13. Tilman, David, Michael Clark, David R. Williams, Kaitlin Kimmel, Stephen Polasky and Craig Packer, "Future Threats to Biodiversity and Pathways to Their Prevention", *Nature*, vol. 546, no. 7656, 2017, pp. 73-81, <https://doi.org/10.1038/nature22900>.
14. White, Natasha, "Debt-for-Nature swaps gain traction among developing countries", *Bloomberg*, 7 November 2022, <https://www.bloomberg.com/news/articles/2022-11-07/debt-for-nature-swaps-offer-option-for-developing-countries?leadSource=uverify%20wall>.
15. Baldwin, Clare, Marc Jones and Simon Jesspo, "Bankers bet billions on new wave of debt-for-nature deals", *Reuters*, 17 November 2022, <https://www.reuters.com/business/cop/bankers-bet-billions-new-wave-debt-for-nature-deals-2022-11-17/>.
16. Karlsruher Institut für Technologie. "Trade-off between biodiversity and food security in land use", *Science Daily*, 18 February 2022, <https://www.sciencedaily.com/releases/2022/02/220218100712.htm>.
17. Tzay, José Francisco Calí, "Indigenous Peoples Still Suffer from Poverty, Climate Change and Loss of Ancestral Lands, Delegates Highlight in Third Committee", *United Nations General Assembly Seventy-Seventh Session, 16th Meeting*, New York, 12 October 2022, <https://press.un.org/en/2022/gashc4350.doc.htm>.
18. FAO Commission on Genetic Resources for Food and Agriculture, *Biodiversity for Food and Agriculture*, 2019, <https://www.fao.org/state-of-biodiversity-for-food-agriculture/en/>.
19. Gasparatos, Alexandros, et al., "Renewable energy and biodiversity: Implications for transitioning to a Green Economy", *Renewable and Sustainable Energy Reviews*, vol. 70, 2017, pp 161-184, <https://www.sciencedirect.com/science/article/pii/S1364032116304622#s0060>.
20. Kang, Dake, Victoria Milko and Lori Hinnant, "'The Sacrifice Zone': Myanmar bears cost of green energy", *AP News*, 9 August 2022, <https://apnews.com/article/technology-forests-myanmar-75df22e8d7431a6757ea4a426f0de94c>; UN Environment Programme (UNEP), *Can the Democratic Republic of the Congo's mineral resources provide a pathway to peace?*, 20 September 2022; Global Witness, Myanmar's poisoned mountains, 9 August 2022, <https://www.globalwitness.org/en/campaigns/natural-resource-governance/myanmars-poisoned-mountains/>.

# Endnotes

21. Marsh, René, "Billionaires are funding a massive treasure hunt in Greenland as ice vanishes", *CNN*, 8 August 2022, <https://edition.cnn.com/2022/08/08/world/greenland-melting-mineral-mining-climate/index.html>; Pearce, Fred, "Why the rush to mine lithium could dry up the High Andes", *Yale Environment 360*, 19 September 2022, <https://e360.yale.edu/features/lithium-mining-water-andes-argentina>.
22. Miller, K. A., et al., "Challenging the Need for Deep Seabed Mining From the Perspective of Metal Demand, Biodiversity, Ecosystems Services, and Benefit Sharing", *Frontiers in Marine Science*, 29 July 2021, <https://www.frontiersin.org/articles/10.3389/fmars.2021.706161/full>.
23. IPCC, *Climate Change 2021: The Physical Science Basis*, 2021, [https://report.ipcc.ch/ar6/wg1/IPCC\\_AR6\\_WGI\\_FullReport.pdf](https://report.ipcc.ch/ar6/wg1/IPCC_AR6_WGI_FullReport.pdf).
24. Trisos, Christopher, et al., "Potentially dangerous consequences for biodiversity of solar geoengineering implementation and termination", *Nature Ecology & Evolution*, vol. 2, 2018, pp. 475-482; Innovative Genomics Institute, *Supercharging Plants and Soils to Remove Carbon from the Atmosphere*, 14 June 2022; Gibbens, Sarah, "Activists fear a new threat to biodiversity – renewable energy", *National Geographic*, 26 May 2022; Gasparatos, Alexandros, et al., "Renewable energy and biodiversity: Implications for transitioning to a Green Economy", *Renewable and Sustainable Energy Reviews*, vol. 70, 2017, pp. 161-184; Sovacool, Benjamin K., Chad Baum and Sean Low, "Risk-risk governance in a low-carbon future: Exploring institutional, technological, and behavioural tradeoffs in climate geoengineering pathways", *Risk Analysis*, 4 May 2022, <https://onlinelibrary.wiley.com/doi/10.1111/risa.13932>; Parker, Andy and Peter Irvine, "The Risk of Termination Shock from Solar Geoengineering", *Earth's Future*, 11 March 2018, <https://agupubs.wiley.com/doi/full/10.1002/2017EF000735>; Carlson, Colin J., et al., "Solar geoengineering could redistribute malaria risk in developing countries", *Nature Communications*, vol. 13, 20 April 2022, <https://www.nature.com/articles/s41467-022-29613-w>.
25. Abulu, Latoya, "On Indigenous Peoples' Day, five inspirational conservation stories in the US", *Mongabay*, 10 October 2022, <https://news.mongabay.com/2022/10/on-indigenous-people-day-five-inspirational-nature-conservation-stories/>.
26. Hariharan, Kavitha, Adrienne Cernigoi, and Jordan Lee, "Life support: A people prescription for resilient health systems", *Marsh McLennan*, November 2022, <https://www.marshmcclennan.com/insights/publications/2022/november/life-support-a-people-prescription-for-resilient-health-systems.html>.
27. Erinoso, Olufemi, "Post-COVID-19 condition: current evidence and unanswered questions", *The Lancet*, vol. 10, iss. 9, September 2022; David M., "The Economic Cost of Long COVID: An Update", *Harvard University*, 16 July 2022, <https://scholar.harvard.edu/cutler/news/long-covid>; Mirin, Arthur A., "A preliminary estimate of the economic impact of long COVID in the United States", *Fatigue: Biomedicine, Health & Behaviour*, vol. 10, iss. 4, 17 July 2022, pp. 190-199, <https://www.tandfonline.com/doi/abs/10.1080/21641846.2022.2124064>; Black, Euan, "Long COVID-19 costing Australia \$100m a week", *Financial Review*, 9 September 2022, <https://www.afr.com/work-and-careers/workplace/long-covid-19-costing-australia-100m-a-week-20220909-p5bgq1>.
28. World Health Organization (WHO), *Tuberculosis deaths and disease increase during the COVID-19 pandemic*, [Press release], 27 October 2022, <https://www.who.int/news/item/27-10-2022-tuberculosis-deaths-and-disease-increase-during-the-covid-19-pandemic>.
29. Chumakov K, E. Ehrenfeld, V.I. Agol and E. Wimmer, "Polio eradication: falling at the final hurdle?", *The Lancet*, 1 October 2022.
30. Romanello, Marina, et al., "The 2022 report of the Lancet Countdown on health and climate change: health at the mercy of fossil fuels", *The Lancet*, vol. 400, iss. 10363, 25 October 2022, pp. 1619-1654.
31. McKeever, Amy, "Why climate change is still the greatest threat to human health", *National Geographic*, 9 September 2021, <https://www.nationalgeographic.com/science/article/why-climate-change-is-still-the-greatest-threat-to-human-health>.
32. Institute for Health Metrics and Evaluation (IHME), *Global Burden of Disease Study 2019*, <https://ghdx.healthdata.org/gbd-2019>, accessed 21 November 2022.
33. WHO, *WHO Coronavirus (COVID-19) Dashboard*, <https://covid19.who.int/>, accessed 21 November 2022; Mallapaty, Smriti, "China COVID wave could kill one million people, models predict", *Nature*, 19 December 2022, <https://www.nature.com/articles/d41586-022-04502-w>.
34. Murray, C.J.L., "Global burden of bacterial antimicrobial resistance in 2019: a systematic analysis", *The Lancet*, vol. 399, iss. 10325, 12 February 2022, pp. 629-655.
35. Fuller, Richard, et al., "Pollution and health: a progress update", *The Lancet Planetary Health*, vol. 6, iss. 6, 17 May 2022.
36. Financial Times, *Backlog Britain: How public-sector delays spiralled to record levels*, 27 November 2022, <https://www.ft.com/content/ffdbd69b-1c7e-4fb2-b10a-d62c644bb988>.
37. See World Health Organization: [https://www.who.int/health-topics/health-workforce#tab=tab\\_1](https://www.who.int/health-topics/health-workforce#tab=tab_1). Accessed 28 November 2022.
38. Mercer, *Global insurer report: MMB health trends 2023*, <https://www.mercer.com/our-thinking/health/health-trends-report.html>, 2022.

# Endnotes

39. Statista Research Department, *U.S. health expenditure as percent of GDP 1960-2020*, 1 December 2022, <https://www.statista.com/statistics/184968/us-health-expenditure-as-percent-of-gdp-since-1960/>.
40. Hariharan, Kavitha, Adrienne Cernigoi and Jordan Lee, "Life Support: A People Prescription for Resilient Health Systems", Marsh McLennan, 2022, <https://www.marshmcclennan.com/insights/publications/2022/november/life-support-a-people-prescription-for-resilient-health-systems.html>.
41. Singer, Merrill, "A dose of drugs, a touch of violence, a case of AIDS: conceptualising the SAVA syndemic", *Free Inquiry in Creative Sociology*, vol. 24, no. 2, 1 May 1996.
42. McGowan, Victoria, "COVID-19 mortality and deprivation: a pandemic, syndemic and endemic health inequalities", *The Lancet Public Health*, vol. 7, iss. 11, 1 November 2022; Mendenhall, Emily, Brandon A. Kohrt, Carmen H. Logie and Alexander Tsai, "Syndemics and clinical science", *Nature Medicine*, vol. 28, 21 July 2022, pp. 1359-1362.
43. Schwartz, Sheree R., et al., "The immediate effect of the Same-Sex Marriage Prohibition Act on stigma, discrimination, and engagement on HIV prevention and treatment services in men who have sex with men in Nigeria: analysis of prospective data from the TRUST cohort", *The Lancet HIV*, vol. 2, no. 7, 1 June 2015.
44. Marmot, Michael, "A generation of Britons face long-term illness from being cold and poor this winter", *The Guardian*, 1 September 2022, <https://www.theguardian.com/commentisfree/2022/sep/01/generation-britain-long-term-illness-cold-poor-winter-cost-of-living-crisis>.
45. Lazarus, Jeffrey V., et al., "Revisiting COVID-19 Vaccine Hesitancy around the World Using Data from 23 Countries in 2021", *Nature Communications*, vol. 13, July 1, 2022. Bhanani, L. Y. and B. Franz, "A meta-analysis of COVID-19 vaccine attitudes and demographic characteristics in the United States", *Public Health*, vol. 27, June 2022, pp 31-38.
46. Kuchler, Hannah, "Revolutionary Crispr gene editing speeds from lab to treatment room", *Financial Times*, 19 August 2022, <https://www.ft.com/content/e3c12117-190c-4fc9-9988-57eb9ab9de56>.
47. United Nations, *UN condemns brutal killing of eight polio workers in Afghanistan*, 24 February 2022, <https://news.un.org/en/story/2022/02/1112612>.
48. Institute for Health Metrics and Evaluation (IHME), *The Lancet: Latest global disease estimates reveal perfect storm of rising chronic diseases and public health failures fuelling COVID-19 pandemic*, 15 October 2020, <https://www.healthdata.org/news-release/lancet-latest-global-disease-estimates-reveal-perfect-storm-rising-chronic-diseases-and>.
49. Institute for Economics and Peace (IEP), *Global Peace Index 2022: Measuring peace in a complex world*, 2022, <https://www.visionofhumanity.org/wp-content/uploads/2022/06/GPI-2022-web.pdf>.
50. Ibid.
51. Ibid.
52. Mason, Ra, "Commentary: Japan's Militarisation Gets a Boost from Ukraine War despite Pacifist Constitution", *CNA*, 17 May 2022, <https://www.channelnewsasia.com/commentary/japan-increase-military-spending-pacifist-constitution-ukraine-china-2687661>; Stockholm International Peace Research Institute (SIPRI), *World Military Expenditure Passes \$2 Trillion for First Time*, 25 April 2022, <https://www.sipri.org/media/press-release/2022/world-military-expenditure-passes-2-trillion-first-time>.
53. Institute for Economics and Peace (IEP), *Global Peace Index 2022: Measuring peace in a complex world*, 2022, <https://www.visionofhumanity.org/wp-content/uploads/2022/06/GPI-2022-web.pdf>.
54. Perlo-Freeman, Samuel, *Rethinking Unconstrained Military Spending*, United Nations Office for Disarmament Affairs, UNODA Occasional Papers, No. 35, April 2020.
55. Carafano, James Jay, "Rapid Advancements in Military Tech." *GIS Reports* (blog), 19 January 2022, <https://www.gisreportsonline.com/r/military-technology/>.
56. United Nations Education Scientific Culture Organization (UNESCO), *Launch of the 2022 Survey of Research and Experimental Development Statistics for SDG 9.5* [Press release], 6 September 2022, <http://uis.unesco.org/en/news/launch-2022-survey-research-and-experimental-development-statistics-sdg-9-5>.
57. Cerdeiro, Diego, et al., "Sizing Up the Effects of Technological Decoupling", *International Monetary Fund*, IMF Working Papers, 12 March 2021, <https://www.imf.org/en/Publications/WP/Issues/2021/03/12/Sizing-Up-the-Effects-of-Technological-Decoupling-50125>.
58. Congressional Research Service, *Global Research and Development Expenditure: Fact Sheet*, 14 September 2022, <https://sgp.fas.org/crs/misc/R44283.pdf>.
59. North Atlantic Treaty Organization (NATO), *NATO leaders meet with key partners to address global challenges, Indo-Pacific partners participate in a NATO summit for the first time* [Press release], 29 June 2022, [https://www.nato.int/cps/en/natohq/news\\_197287.htm](https://www.nato.int/cps/en/natohq/news_197287.htm).
60. McCarthy, Simone, "China and Cambodia break ground at naval base in show of 'iron-clad' relations", *CNN*, 9 June 2022, <https://edition.cnn.com/2022/06/09/asia/china-cambodia-naval-base-military-intl-hnk/index.html>.
61. Muggah, Robert, "The war against Ukraine has reached outer space", *iPolitics*, 17 March 2022, <https://www.ipolitics.ca/opinions/the-war-against-ukraine-has-reached-outer-space>.

# Endnotes

62. Howarth, Josh, "6 Military Technology Trends to Watch (2022-2025)", *Exploding Topics*, 22 April 2022, <https://explodingtopics.com/blog/military-technology-trends>.
63. Congressional Research Service, *Defense Primer: Directed Energy Weapons*, 14 November 2022, <https://sgp.fas.org/crs/natsec/IF11882.pdf>.
64. Kallenborn, Zachary, *The role of electronic warfare, cyber and space capabilities in air littoral*, Atlantic Council, 30 August 2022; Lewis, Patricia and Beyza Unal, "Cyberattacks on Missile Systems", *Chatham House*, 2 July 2019; Dunn, Will, "Can nuclear weapons be hacked?", *The New Statesman*, 7 May 2018.
65. Institute for Peace Research and Security Policy (IFSH), *Negative Multiplicity: Forecasting the Future Impact of Emerging Technologies on International Stability and Human Security*, 2022, <https://ifsh.de/en/publications/research-report/research-report-010>.
66. Shoup, Timothy and August Leo Lijenberg, "Destruction Democratised", *Farsight*, 1 November 2022, <https://farsight.cifs.dk/destruction-democratised/>.
67. European Commission, *Changing security paradigm*, 2022, [https://knowledge4policy.ec.europa.eu/changing-security-paradigm\\_en](https://knowledge4policy.ec.europa.eu/changing-security-paradigm_en), accessed 31 October 2022; Gottemoeller, Rose, "The Case Against A New Arms Race: Nuclear Weapons Are Not The Future", *Foreign Affairs*, 9 August 2022.
68. Gottemoeller, Rose, "The Case Against A New Arms Race: Nuclear Weapons Are Not The Future", *Foreign Affairs*, 9 August 2022.
69. Stockholm International Peace Research Institute (SPIRI), *SPIRI Yearbook 2022: Armaments, Disarmament and International Security*, 13 June 2022; Grego, Laura, "A nuclear arms race is unavoidable without serious intervention", *Financial Times*, 27 October 2022.
70. ICAN, *States reaffirm support for Nuclear Weapons Ban Treaty at UN First Committee*, 29 October 2022, [https://www.icanw.org/people\\_and\\_structure](https://www.icanw.org/people_and_structure).
71. The Nuclear Threat Initiative, *The CNS North Korea Missile Test Database*, <https://www.nti.org/analysis/articles/cns-north-korea-missile-test-database/>, accessed 31 October 2022; Stockholm International Peace Research Institute (SPIRI), *SPIRI Yearbook 2022: Armaments, Disarmament and International Security*, 13 June 2022.
72. Dunn, Lewis A., *The disarmament, arms control, and non-proliferation implications of the invasion of Ukraine: what next for reducing global nuclear dangers*, United Nations Institute for Disarmament Research, 2022.
73. Vohra, Anchal, "The Post-Iran-Nuclear-Deal World Won't Be Pretty", *Foreign Policy*, 17 November 2022, <https://foreignpolicy.com/2022/11/17/the-post-iran-nuclear-deal-world-wont-be-pretty/>.
74. The decline in total number of nuclear weapons between 2021 and 2022 has been attributed to the dismantling of retired warheads. Institute for Economics and Peace, *Global Peace Index 2022: Measuring peace in a complex world*, 2022, <https://www.visionofhumanity.org/wp-content/uploads/2022/06/GPI-2022-web.pdf>.
75. Shoup, Timothy and August Leo Lijenberg, "Destruction Democratised", *Farsight*, 1 November 2022, <https://farsight.cifs.dk/destruction-democratised/>.
76. Zou, Bingun and Xingguang Peng, "A Bilateral Cooperative Strategy for Swarm Escort under the Attack of Aggressive Swarms", *Electronics*, 8 November 2022.
77. Wezeman, Pieter D., Alexandra Kuimova and Siemon T. Wezeman, *Trends in international arms transfers, 2021*, Stockholm International Peace Research Institute (SIPRI), SIPRI Fact Sheet, March 2022, [https://www.sipri.org/sites/default/files/2022-03/fs\\_2203\\_at\\_2021.pdf](https://www.sipri.org/sites/default/files/2022-03/fs_2203_at_2021.pdf).
78. European Commission, *Developments and Forecasts on Changing Security Paradigm*, 2022, [https://knowledge4policy.ec.europa.eu/foresight/topic/changing-security-paradigm/developments-and-forecasts-on-changing-security-paradigm\\_en](https://knowledge4policy.ec.europa.eu/foresight/topic/changing-security-paradigm/developments-and-forecasts-on-changing-security-paradigm_en), accessed 1 November 2022.
79. Morgan, Forrest E. and Raphael S. Cohen, *Military Trends and the Future of Warfare: The Changing Global Environment and Its Implications for the US Air Force*, RAND Corporation, 2020.
80. The Economist, *Why Drones are Becoming Iran's Weapons of Choice*, 13 November 2021, <https://www.economist.com/middle-east-and-africa/why-drones-are-becoming-irans-weapons-of-choice/21806199>; Youusif, Elias, "Drone Warfare in Ukraine: Understanding the Landscape", *Stimson*, 30 June 2022, <https://www.stimson.org/2022/drone-warfare-in-ukraine-understanding-the-landscape/>.
81. United Nations, *Rise in mercenary forces trigger 'rampant' human rights violations* [Press release], 20 September 2022, <https://news.un.org/en/story/2022/09/1127171>; De Groot, Tom and Salvador Santino F. Regilme, Jr., "Private Military and Security Companies and The Militarisation of Humanitarianism", *Journal of Developing Societies*, vol. 38, iss. 1, 25 December 2021.
82. Przetacznik, Jakub and Simona Tarpova, *Briefing: Russia's war on Ukraine: Timeline of cyber-attacks*, European Parliamentary Research Service, June 2022, [https://www.europarl.europa.eu/RegData/etudes/BRIE/2022/733549/EPRS\\_BRI\(2022\)733549\\_EN.pdf](https://www.europarl.europa.eu/RegData/etudes/BRIE/2022/733549/EPRS_BRI(2022)733549_EN.pdf).
83. Moodie, Michael and Jerry Zhang, "Bolstering Arms Control in a Contested Geopolitical Environment", *Stimson*, 31 October 2022.

# Endnotes

84. Robbins, Sam and Chia-Shuo Tang, "How Asia's Digital Governance Beacon Balances Data Privacy and the 'Public Good'", *The Diplomat*, 20 October 2022.
85. The right to privacy is enshrined by Article 12 of the Universal Declaration on Human Rights.
86. Sætra, Henrik Skaug, "Privacy as an aggregate public good", *Technology in Society*, vol. 63, November 2020, <https://www.sciencedirect.com/science/article/pii/S0160791X20310381>.
87. Organisation for Economic Co-operation and Development (OECD), *Enhancing access to and sharing of data: reconciling risks and benefits for data re-use across societies*, 2020, <https://www.oecd-ilibrary.org/sites/15c62f9c-en/index.html?itemId=/content/component/15c62f9c-en>.
88. Goujard, Clothilde, "Europe edges closer to a ban on facial recognition", *Politico*, 20 September 2022, <https://www.politico.eu/article/europe-edges-closer-to-a-ban-on-facial-recognition/>; Heilweil, Rebecca, "Big tech companies back away from selling facial recognition to police. That's progress.", *Vox*, 11 June 2020, <https://www.vox.com/recode/2020/6/10/21287194/amazon-microsoft-ibm-facial-recognition-moratorium-police>.
89. Information Commissioner's Office, *Employment practices: monitoring at work draft guidance*, 12 October 2022.
90. Sætra, Henrik Skaug, "Privacy as an aggregate public good", *Technology in Society*, vol. 63, November 2020, <https://www.sciencedirect.com/science/article/pii/S0160791X20310381>.
91. Cohen, Julie E., "What privacy is for", *Harvard Law Review*, 20 May 2013; Taylor, L., L. Floridi and B. Van der Sloot, *Group Privacy: New Challenges of Data Technologies*, Springer, 2016; Taafe, Ouida, "Will smart cities tilt the balance between data capture and personal privacy?", *Raconteur*, 5 September 2022, <https://www.raconteur.net/technology/will-smart-cities-tilt-the-balance-between-data-capture-and-personal-privacy/>.
92. European Data Protection Supervisor, *Metaverse*, [https://edps.europa.eu/press-publications/publications/techsonar/metaverse\\_en](https://edps.europa.eu/press-publications/publications/techsonar/metaverse_en), accessed 29 November 2022.
93. Rahnama, Hossein and Alex Pentland, "The New Rules of Data Privacy", *Harvard Business Review*, 25 February 2022.
94. Office of the Privacy Commissioner of Canada, *Privacy Tech-Know blog: When what is old is new again – The reality of synthetic data*, 12 October 2022, <https://www.priv.gc.ca/en/blog/20221012/?id=7777-6-493564>; Platzer, Michael, "AI-based re-identification attacks – and how to protect against them", *Mostly AI*, 22 April 2022, <https://mostly.ai/blog/synthetic-data-protects-from-ai-based-re-identification-attacks/>.
95. Rocher, Luc, Julien M. Hendrickx and Yves-Alexandre de Montjoye, "Estimating the success of re-identification in incomplete datasets using generative models", *Nature Communications*, 2019, <https://www.nature.com/articles/s41467-019-10933-3>.
96. Narayanan, Arvind and Vitaly Shmatikov, "Robust de-anonymization of large sparse datasets", *IEEE*, 28 May 2008, <https://ieeexplore.ieee.org/document/4531148>.
97. Kolata, Gina, "Poking holes in genetic privacy", *The New York Times*, 16 June 2013, <https://www.nytimes.com/2013/06/18/science/poking-holes-in-the-privacy-of-dna.html>.
98. Culnane, Chris, Benjamin I. P. Rubinstein and Vanessa Teague, "Health Data in an Open World", *Cornell University*, 15 December 2017, <https://arxiv.org/abs/1712.05627>.
99. Capotosto, Jill, "The mosaic effect: the revelation risks of combining humanitarian and social protection data", *Humanitarian Law and Policy*, 9 February 2021, <https://blogs.icrc.org/law-and-policy/2021/02/09/mosaic-effect-revelation-risks/>.
100. NBC News, *Priest outed via Grindr app highlights rampant data tracking*, 22 July 2021, <https://www.nbcnews.com/tech/security/priest-outed-grindr-app-highlights-rampant-data-tracking-rcna1493>.
101. UNESCO, *The right to privacy in a digital age: UNESCO's inputs for the preparation of the thematic report of the Office of the United Nations High Commissioner for Human Rights*, 2022, <https://www.ohchr.org/sites/default/files/documents/issues/digitalage/reportprivindigage2022/submissions/2022-09-06/CFI-RTP-UNESCO.pdf>, accessed 3 November 2022.
102. McKenna, Anne Toomey, "Customer Data Can Be Used As Evidence in Government Surveillance", *Marsh McLennan*, 13 November 2022, <https://www.brinknews.com/customer-data-can-be-used-as-evidence-in-government-surveillance/>.
103. Senate Finance Subcommittee on Fiscal Responsibility and Economic Growth, *Testimony of Samm Sacks: Hearing on Promoting Competition, Growth and Privacy Protection in the Technology Sector*, 7 December 2021; Sherman, Justin, "The Open Data Market and Risks to National Security", *Lawfare*, 3 February 2022, <https://www.lawfareblog.com/open-data-market-and-risks-national-security>; Cadell, Cate, "China harvests masses of data on western targets, documents show", *The Washington Post*, 31 December 2021; Benson, Thor, "The Danger of License Plate Readers in Post-Roe America", *WIRED*, 7 July 2022; Grant, Nico, "Google Says It Will Delete Location Data When Users Visit Abortion Clinics", *The New York Times*, 1 July 2022.
104. Collins, Barry, "Mission Impossible: 7 Countries Tell Facebook to Break Encryption", *Forbes*, 11 October 2020.



# Endnotes

105. Silic, Anamaria, "Pegasus Spyware Used against Dozens of Activist Women in the Middle East", *The Intercept*, January 18, 2022. <https://theintercept.com/2022/01/18/pegasus-spyware-nso-group-women-activists-journalists/>.
106. CIPESA, *State of Internet Freedom in Africa 2022: The Rise of Biometric Surveillance*, September 2022, [http://104.152.168.205/~cipesa/old/?wpfb\\_dl=505](http://104.152.168.205/~cipesa/old/?wpfb_dl=505).
107. Hoster, Ben, Swati Khurana and Rachel Juay, "Still Buffering: Time for a Smart City Reboot", *Marsh McLennan*, October 2022, <https://www.marshmcclennan.com/insights/publications/2022/october/still-buffering-time-for-a-smart-city-reboot.html>.
108. Das, Shanti and Vincent Ni, "Fears over China's access to genetic data of UK citizens", *The Guardian*, 20 August 2022; Needham, Kirsty and Clare Baldwin, "China's gene giant harvests data from millions of women", *Reuters*, 7 July 2021; Mallapaty, Smriti, "China expands control over genetic data used in scientific research", *Nature*, 6 May 2022.
109. Senate Finance Subcommittee on Fiscal Responsibility and Economic Growth, *Testimony of Samm Sacks: Hearing on Promoting Competition, Growth and Privacy Protection in the Technology Sector*, 7 December 2021; Senate Finance Subcommittee on Fiscal Responsibility and Economic Growth, *Written Testimony of Stacey Gray, Senior Counsel, Future of Privacy Forum*, 7 December 2021.
110. Robbins, Sam and Chia-Shuo Tang, "How Asia's Digital Governance Beacon Balances Data Privacy and the 'Public Good'", *The Diplomat*, 20 October 2022.
111. European Parliament, *Data governance: why is the EU data sharing law important?*, 6 April 2022, <https://www.europarl.europa.eu/news/en/headlines/society/20220331STO26411/data-governance-why-is-the-eu-data-sharing-law-important>.
112. US White House, *Executive Order on Enhancing Safeguards for United States Signals Intelligence Activities*, 7 October 2022.
113. Organisation for Economic Co-operation and Development (OECD), *Enhancing access to and sharing of data: reconciling risks and benefits for data re-use across societies*, 2019, <https://www.oecd-ilibrary.org/sites/15c62f9c-en/index.html?itemId=/content/component/15c62f9c-en>; Office of the Privacy Commissioner of Canada, *Privacy Tech-Know blog: Privacy Enhancing Technologies for Businesses*, 12 April 2021, <https://www.priv.gc.ca/en/blog/20210412/>; Stadler, Theresa, Bristea Oprisanu and Carmela Troncoso, *Synthetic Data – Anonymisation Groundhog Day*, *Cornell University*, 24 January 2022, <https://arxiv.org/abs/2011.07018>; Sei, Yuichi, Hiroshi Okumura and Akihiko Ohsuga, "Re-identification in differentially private incomplete datasets", *IEEE Open Journal of the Computer Society*, vol. 3, 20 May 2022, <https://ieeexplore.ieee.org/document/9779455>.
114. Fayans, Iliya, et al., "Cyber security threats in the microbial genomics era: implications for public health", *Eurosurveillance*, vol. 25, no. 6, 2020; Vinatzer, Boris A., et al., "Cyberbiosecurity Challenges of Pathogen Genome Databases", *Frontiers in Bioengineering and Biotechnology*, vol. 7, 15 May 2019; Arshad, S., et al., "Analysis of security and privacy challenges for DNA-genomics applications and databases", *Journal of Biomedical Informatics*, July 2021.
115. Saglam, Rahime Belene, Jason R.C. Nurse and Duncan Hodges, "Personal information: Perceptions, types and evolution", *Journal of Information Security and Applications*, vol. 66, May 2022.
116. Information Commissioner's Office, *Catalogue retailer EasyLife fines £1.48 million for breaking data protection and electronic marketing laws*, 6 October 2022, <https://ico.org.uk/about-the-ico/media-centre/news-and-blogs/2022/10/catalogue-retailer-easylife-fined-148-million/>.
117. Marsh and Microsoft, "The State of Cyber Resilience 2022", 2022, <https://www.marsh.com/us/services/cyber-risk/insights/the-state-of-cyber-resilience.html>.
118. Roubini, Nouriel, "We're Heading for a Stagflationary Crisis Unlike Anything We've Ever Seen", *TIME*, 13 October 2022, <https://time.com/6221771/stagflation-crisis-debt-nouriel-roubini/>.
119. International Monetary Fund, *General government gross debt: percent of GDP*, [https://www.imf.org/external/datamapper/GGXWDG\\_NGDP@WEO/OEMDC/ADVEC/WEO\\_WORLD](https://www.imf.org/external/datamapper/GGXWDG_NGDP@WEO/OEMDC/ADVEC/WEO_WORLD), accessed 11 December 2022.
120. The World Bank. 2022. *Risk of Global Recession in 2023 Rises Amid Simultaneous Rate Hikes*. 15 September 2022. <https://www.worldbank.org/en/news/press-release/2022/09/15/risk-of-global-recession-in-2023-rises-amid-simultaneous-rate-hikes>
121. Ibid.
122. Pazarbasioglu, Ceyla and Carmen Reinhart, "Shining a light on debt", *International Monetary Fund (IMF)*, March 2022. <https://www.imf.org/en/Publications/fandd/issues/2022/03/Shining-a-light-on-debt-Pazarbasioglu-Reinhart>.
123. Subran, Ludovic, "Reverse Currency War Is Hitting Emerging Markets Hard", *South China Morning Post*, October 20, 2022, <https://www.scmp.com/comment/opinion/article/3196468/federal-reserves-inflation-fight-leaves-emerging-markets-scrambling-answers>.
124. Allianz, "Reverse currency war puts emerging markets at risk", 29 September 2022, [https://www.allianz-trade.com/en\\_global/news-insights/economic-insights/emerging-markets-debt-sustainability-risks.html](https://www.allianz-trade.com/en_global/news-insights/economic-insights/emerging-markets-debt-sustainability-risks.html).

# Endnotes

125. Adrian, Tobias and Gaspar, Vitor. 2022. "How Fiscal Restraint Can Help Fight Inflation". *IMF blog*. 21 November 2022.
126. Government of the United Kingdom Office for National Statistics, *Public sector finances*, UK: October 2022, 22 November 2022, <https://www.ons.gov.uk/economy/governmentpublicsectorandtaxes/publicsectorfinance/bulletins/publicsectorfinances/october2022>; Government of the United Kingdom Office for National Statistics, *Public sector finances, UK: March 2022*, 26 April 2022, <https://www.ons.gov.uk/economy/governmentpublicsectorandtaxes/publicsectorfinance/bulletins/publicsectorfinances/march2022>.
127. Bank of England, *Why have interest rates gone up?*, 4 November 2022, <https://www.bankofengland.co.uk/knowledgebank/why-are-interest-rates-in-the-uk-going-up#:~:text=On%203%20November%202022%2C%20we,loan%2C%20mortgage%20or%20savings%20account>.
128. Carlsson-Szlezak, Philipp and Paul Swartz, "Why the market vetoed the UK's budget – and what it means for the changing nature of stimulus around the world", *Fortune*, 27 September 2022, <https://fortune.com/2022/09/27/market-vetoed-uk-budget-truss-pound-changing-nature-stimulus-economy-carlsson-szlezak-swartz/>.
129. Georgieva, Kristalina and Ceyla Pazarbasioglu, "The G20 Common Framework for Debt Treatments Must Be Stepped Up", *IMF blog*, 2 December 2021, <https://www.imf.org/en/Blogs/Articles/2021/12/02/blog120221the-g20-common-framework-for-debt-treatments-must-be-stepped-up>.
130. Jensen, Lars, *Avoiding 'Too Little Too Late' on International Debt Relief*, United Nations Development Programme (UNDP), UNDP Development Futures Series Working Papers, 11 October 2022, <https://www.undp.org/publications/dfs-avoiding-too-little-too-late-international-debt-relief>.
131. Ibid.
132. Ibid.
133. Sharma, Ruchir, "A post-dollar world is coming", *Financial Times*, 28 August 2022, <https://www.ft.com/content/989b2e50-e8b5-474c-86a3-190c6881b235?desktop=true&segmentId=7c8f09b9-9b61-4fbb-9430-9208a9e233c8#myft:notification:daily-email:content>.
134. The World Bank, *International Debt Statistics*, <https://databank.worldbank.org/source/international-debt-statistics>, accessed 13 December 2022.
135. World Bank Group, *World Development Report 2022: Finance for an Equitable Recovery*, 2022, <https://www.worldbank.org/en/publication/wdr2022>.
136. Ibid.
137. Wolf, Martin, "Delay only makes climate action more urgent", *Financial Times*, 8 November 2022, <https://www.ft.com/content/5198e3ba-997f-4db5-8310-3a68ae91d9f2?emailId=153c65f9-db1b-495c-8385-7912d487ef5c&segmentId=22011ee7-896a-8c4c-22a0-7603348b7f22>.
138. World Bank Group, *World Development Report 2022: Finance for an Equitable Recovery*, 2022, <https://www.worldbank.org/en/publication/wdr2022>.
139. The World Bank, *Two-Thirds of Poorer Countries are Cutting Education Budgets Due to COVID-19* [Press release], 22 February 2021, <https://www.worldbank.org/en/news/press-release/2021/02/22/two-thirds-of-poorer-countries-are-cutting-education-budgets-due-to-covid-19>; The World Bank, *Financing for Education Stagnant or Declining Despite Chronic Learning Needs Post-COVID-19* [Press release], 28 June 2022, <https://www.worldbank.org/en/news/press-release/2022/06/28/financing-for-education-stagnant-or-declining-despite-chronic-learning-needs-post-covid-19>.
140. Lee, Nancy, "Restructuring Sovereign Debt to Private Creditors in Poor Countries: What's Broken?", *Center for Global Development*, 5 August 2020, <https://www.cgdev.org/publication/restructuring-sovereign-debt-private-creditors-poor-countries-whats-broken>.
141. Jensen, Lars, *Avoiding 'Too Little Too Late' on International Debt Relief*, United Nations Development Programme (UNDP), UNDP Development Futures Series Working Papers, 11 October 2022, <https://www.undp.org/publications/dfs-avoiding-too-little-too-late-international-debt-relief>.
142. World Bank Group, *World Development Report 2022: Finance for an Equitable Recovery*, 2022, <https://www.worldbank.org/en/publication/wdr2022>.
143. Chamon, Marcos, Erik Klok, Vimal Thakoor and Jeromin Zettelmeyer, *Debt-for-Climate Swaps: Analysis, Design, and Implementation*, International Monetary Fund (IMF), IMF Working Papers, 12 August 2022, <https://www.imf.org/en/Publications/WP/Issues/2022/08/11/Debt-for-Climate-Swaps-Analysis-Design-and-Implementation-522184>.
144. Pilling, David, Joseph Cotterill and Camilla Hodgson, "South Africa warns \$8.5bn climate package risks fuelling debt burden", *Financial Times*, 4 November 2022, <https://www.ft.com/content/e6653b1d-2302-4e44-81bb-38dc608d303d?desktop=true&segmentId=7c8f09b9-9b61-4fbb-9430-9208a9e233c8#myft:notification:daily-email:content>.
145. Wolf, Martin, "Delay only makes climate action more urgent", *Financial Times*, 8 November 2022, <https://www.ft.com/content/5198e3ba-997f-4db5-8310-3a68ae91d9f2?emailId=153c65f9-db1b-495c-8385-7912d487ef5c&segmentId=22011ee7-896a-8c4c-22a0-7603348b7f22>.

3

# Resource Rivalries: Four Emerging Futures

## 3.1 Anticipating “polycrises”

Chapter one and Chapter two highlighted newly emerging and rapidly accelerating risks over the current, two- and 10-year time frame to provide analysis on risks currently unfolding or those that may become the next global shock. However, these present and future risks can also interact with each other to form a “polycrisis” – a cluster of related global risks with compounding effects, such that the overall impact exceeds the sum of each part.<sup>1</sup>

Scenario thinking can be a useful tool to enable better anticipation of polycrises, as key drivers can interact in unanticipated ways and lead to

unexpected consequences. Bearing this in mind, this chapter explores how connections between the emerging risks outlined in previous sections may evolve by 2030. This year, we explore **Resource Rivalries** - a potential cluster of interrelated environmental, geopolitical and socioeconomic risks relating to the supply of and demand for natural resources. The intent is not to exhaustively outline all scenarios but to provide a structured approach to identifying potential futures for the polycrisis that may be triggered, providing a framework for better preparedness and risk mitigation efforts today.

## 3.2 Polycrisis: natural resources, climate and cooperation

### A growing demand-supply gap for natural resources

Supply-chain crises of recent years have highlighted the need for resilience in traditional strategic sectors. Reliable and cheap access to the most basic of necessities – food, water and energy – underpins the critical functioning of societies. Early data suggests that current crises are driving a worrying reversal of recent progress. An additional 200 million people faced acute food insecurity last year compared to 2019, and the number of people worldwide without electricity rose to an estimated 774 million, the equivalent of pre-pandemic levels.<sup>2</sup> As noted in **Chapter 1.2, Cost-of-living crisis**, supply crises of this nature can be highly destabilizing, exposing the fragility of states and leading to loss of life, widespread violence, political upheaval and involuntary migration.

Demand for food, water and critical metals and minerals is escalating. This reflects a range of factors, including continued population growth, anticipated to reach 8.5 billion by 2030,<sup>3</sup> and socioeconomic advancement, with a push to achieve the UN’s Sustainable Development Goals (SDGs) by the target date of 2030. Global food consumption



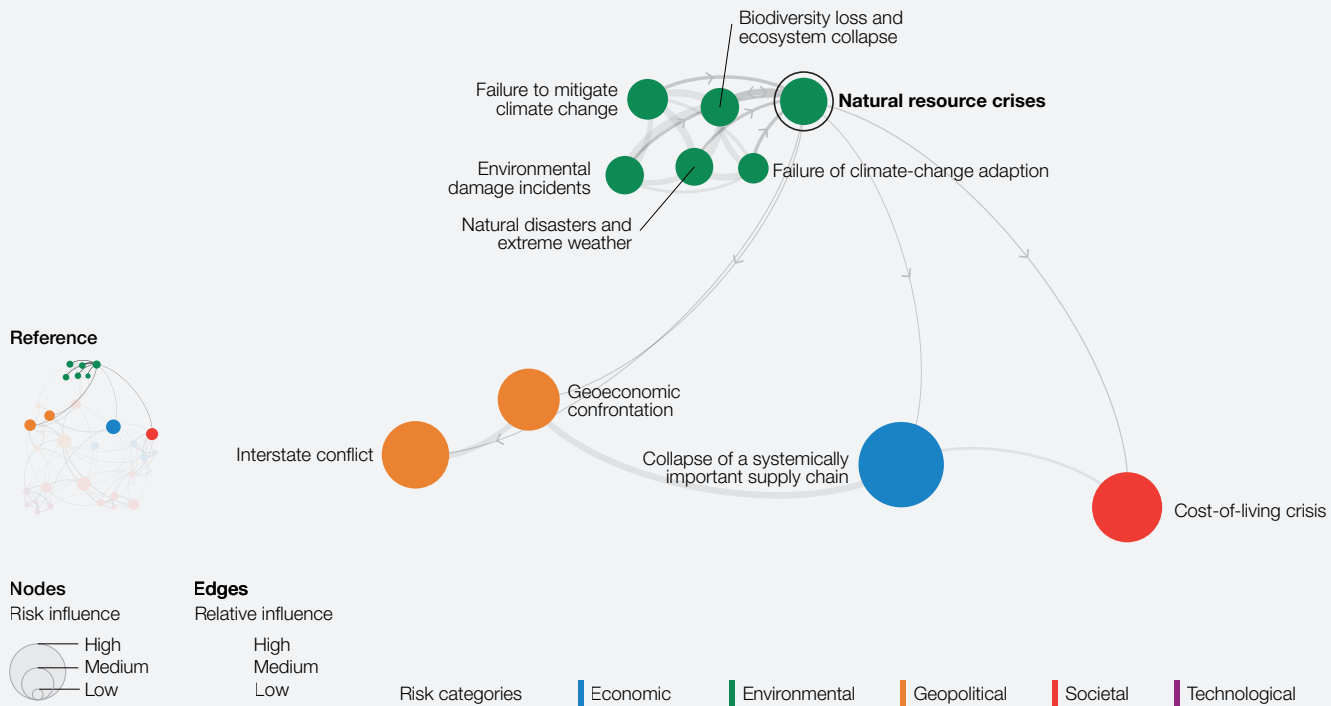
is projected to increase by 1.4% annually over the next decade, concentrated in low- to middle-income countries, versus a 1.1% per annum increase in production.<sup>4</sup> One estimate places the gap between water demand and supply at 40% by 2030, with a dramatic and unequal increase in demand between

countries.<sup>5</sup> The continued expansion into secure, renewable energy and related infrastructure will also drive exponential demand for finite critical metals and minerals.<sup>6</sup> Significant even in absolute terms, annual demand for these resources, such as graphite, lithium and cobalt, is anticipated to hit 450% of 2018 production levels by 2050.<sup>7</sup>

Together, the set of emerging demand and supply concerns around natural resources are already becoming an area of growing alarm. GRPS respondents identified strong relationships and two-way linkages between “**Natural resource crises**” and the other risks identified in previous chapters (Figure 3.1), pointing to the potential polycrisis that may evolve over the medium term.

FIGURE 3.1

### Natural resource polycrisis



Source  
World Economic Forum, Global Risks Perception Survey 2022-2023.

### Cooperation and climate as key forces for disruption

In the 2030 time frame, two critical factors will determine the trajectory of our ability to match supply and demand for these resources as well as the scale of the associated polycrisis: 1) the degree of global cooperation that allows the flow of resources across national borders, and 2) the impact of climate change on the supply of natural resources and speed of the low-carbon transition (Box 3.1).

Together, these two axes lead to four hypothetical futures for 2030:

- **Resource collaboration – the danger of natural scarcity:** effective climate action measures and flexible supply chains enabled by global cooperation largely absorb the impacts of climate change on food production. However, shortages in water and metals and minerals

cannot be avoided. Persistently high commodity prices slow climate mitigation – despite ambitions – and add to inflationary pressures in broader value chains, while water stress leads to a growing, but comparatively contained, health and humanitarian crisis in developing nations.

- **Resource constraints – the danger of divergent distress:** current crises draw focus and slow climate action, exposing the most vulnerable countries to hunger and energy shocks, even as countries cooperate to partially address constraints. In the absence of intervention, the water and mineral shortages experienced in the **Resource collaboration** scenario act as a multiplier to broader risks. A multi-resource, humanitarian crisis emerges in developing markets as food and water resources are impacted by the physical consequences of climate change, alongside global disruptions to trade, political stability and economic growth.

- **Resource competition – the danger of resource autarkies:** distrust drives a push for self-sufficiency in high-income countries, limiting the need for rivalry over food and water to a degree, but widening divides between countries. State intervention is centred on the resource most exposed to a concentration in supply – critical metals and minerals – leading to shortages, price wars and the transformation of business models across industries. Resource power shifts, driving the formation of new blocs as well as wedges in existing alliances between mineral-rich and -poor countries, while the potential for accidental or intentional conflict escalates.
- **Resource control – the danger of resource wars:** alongside the weaponization of metals and minerals explored in **Resource competition**,

geopolitical dynamics exacerbate climate-induced shortages in food and water. This results in a truly global, multi-resource crisis, with widespread socioeconomic impacts that exceed those faced in other futures in both scope and scale, including famine and water scarcity refugees. Geoeconomic warfare is widespread, but more aggressive clashes between states become one of the few means to ensure supply of basic necessities for populations.

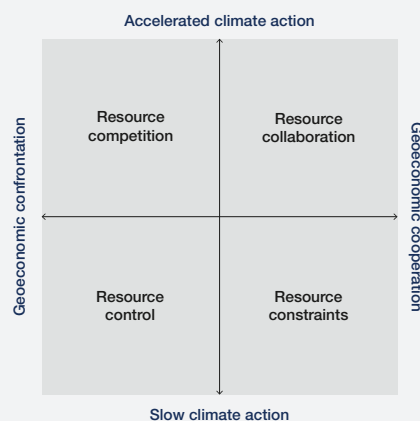
Given the nature of the polycrisis in each scenario, we face various environmental and socioeconomic upsides and downsides. The following section outlines an illustrative, but non-exhaustive set of mid-term futures to help support business leaders and policy-makers in preparing for – and preventing – the progression of the crises we are facing today.

## BOX 1

### Futures framework

FIGURE 3.2

#### Natural resource polycrisis: futures framework



Source  
Global Risks Report 2023.

We use two global drivers – geoeconomic confrontation and speed of climate action – to create four futures we may face by 2030, considering potential implications based on the evolution of these risks and their interactions (Figure 3.2).

First, we explore the potential risks of a failure of climate-change adaptation and failure of climate mitigation efforts, described in **Chapter 1.2, Climate action hiatus**, and the extent to which these failures could result in conditions of scarcity, on a continuum (y-axis):

- **Accelerated climate action:** climate action and associated funding and innovation are prioritized. By 2030, we see persistently expanding but largely well-managed impacts of climate change, nature loss, natural disasters and extreme weather events at a global level, alongside a more rapid energy transition and

other climate mitigation efforts as well as more rapid adaptation.

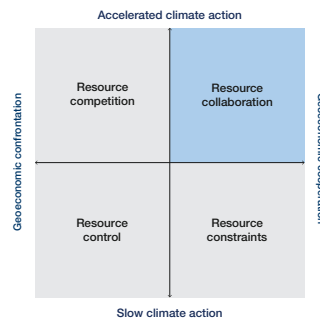
- **Slow climate action:** trade-offs between environmental, social and security goals slow the prioritization of attention and resources to address climate change. By 2030, there has been insufficient or ineffective progress towards the adaptation support required to protect infrastructure and populations from changing climactic conditions. Paired with relatively slow efforts at mitigation, this has resulted in continued damage to natural ecosystems and an increasing financial and humanitarian impact.

In parallel, the intensity of the demand-supply gap in natural resources will reflect the mechanisms by which states look to boost security in key resources. We consider the extent to which the evolution of **Geoeconomic confrontation**, highlighted in **Chapter 1.2, Economic warfare**, could create conditions of scarcity, by considering two ends of a continuum (x-axis):

- **Geoeconomic cooperation:** characterized by open dialogue and broadscale, but not always successful, economic and trade collaboration between powers through relevant bilateral and multilateral mechanisms and forums. Well-established principles governing trade policies and state aid are respected.
- **Geoeconomic confrontation:** direct and indirect clashes between global and regional powers through the extensive exercise of hard or soft economic, industrial and technological power. There is limited collaboration on global economic and trade issues and a breakdown or paralysis of mechanisms of cooperation, as well as alliances.



## Resource collaboration – the danger of natural scarcity



By 2030, the world is subject to more widespread and dramatic climate impacts – but we are prepared. Capital, intellectual property and technological innovations flow relatively freely across borders (x-axis). Multilateral and market-led initiatives have unlocked a range of financing mechanisms and innovation to support climate-proofing against future disasters and a rapid shift to climate mitigation efforts (y-axis). In response to public pressure, governments have broadly prioritized spending towards adaptation – and in some cases mitigation – alongside other social and security concerns, dampening the impact of climate change on societal vulnerabilities. In this future, the scaling of food has been supported by international flows of financing and technology, and shortages muted by flexible supply chains. Downside impacts are primarily focused on resources that face barriers to trading or scaling: water and critical minerals.

Climate-driven declines in agricultural productivity have been met with a range of measures in most countries, with climate and nature-based interventions helping to transform food systems to be regenerative, climate-smart and healthy. Global sharing of data and technologies has allowed more effective pre-emptive adaptation measures to be taken, such as the targeted use of flood- and drought-resilient seeds in some vulnerable geographies. Although environmental degradation continues to threaten aquaculture and fisheries, targeted nature-based adaptation measures have shored up domestic food networks (see [Chapter 2.2: Natural Ecosystems](#)).

The allocation of risk has begun to shift away from vulnerable workforces and communities. The burden of continued weather shocks has been partially offset through adaptation actions, financed by fit-for-purpose financial products, including weather-based index insurance, climate-related loan products, guaranteed credit lines, and well-managed risk-based exits from extreme-event-prone geographies.<sup>8</sup> Supply shocks stemming from natural disasters are quickly absorbed by flexible, market-driven supply chains, and global food insecurity continues to slowly trend downwards.

Risks remain: some natural resources are scarce, even in a climate-adapted, geopolitically cooperative world. Demand for geographically concentrated critical metals and minerals has risen dramatically, reflecting a push for secure, renewable energy sources in the wake of the war in Ukraine, and renewed urgency of net-zero ambitions over recent years. Despite sufficient resource deposits in most minerals,<sup>9</sup> this exponential increase in demand has proved difficult to meet through a rapid expansion of supply. Shortages initially stemmed from limited exploration and significant capital requirements, but the rise in commodity prices have subsequently helped to scale production, with companies now targeting deposits previously deemed unextractable for economic or technological reasons.

However, shortages in key materials remain a near- and mid-term concern, given time lags to production. Further, environmental concerns have limited domestic extraction in several advanced and some emerging economies, as well as by multinational mining companies headquartered in the West. Scrutiny from investors, downstream industries and the public have led to longer approval processes and more stringent environmental and social standards. For example, since the early 2020s, the expansion of lithium mining in Portugal has been significantly delayed due to environmental approvals; projects in Canada and Australia have slowed based on concerns relating to indigenous communities; and a rare species of buckwheat has limited domestic mining in key locations in the United States of America.<sup>10</sup>

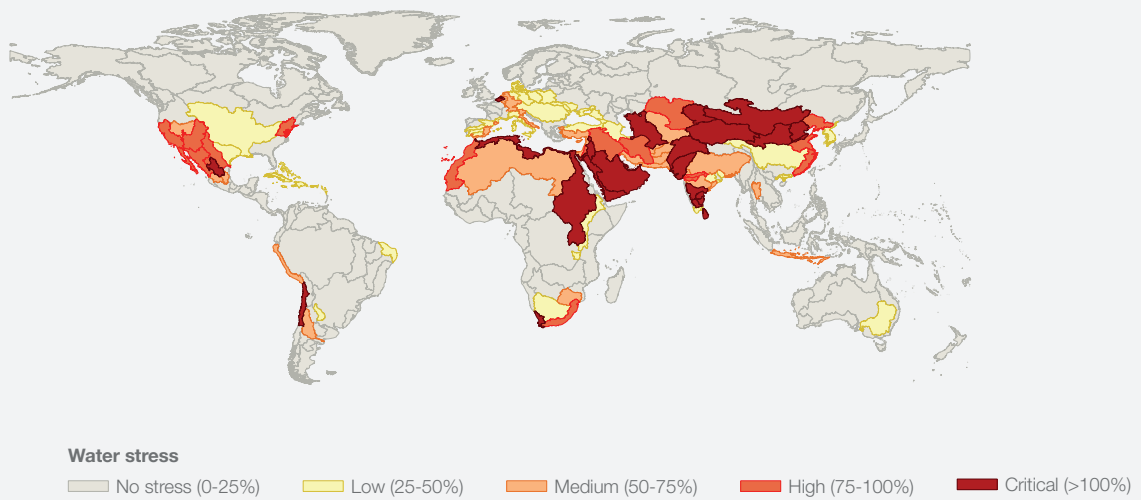
Higher commodity prices have driven inflationary impacts along the wider value chain, explored further (and felt more acutely) in the section on **Resource competition**. This has encouraged some countries and multinational companies to accelerate efforts to turn towards the circular economy as a means of securing and diversifying the supply of critical minerals and metals, reducing the need for extraction and associated emissions. Industry coalitions are working with future-focused governments to establish the incentives, policy frameworks, standards and certifications, and circularity-focused capabilities that are necessary to scale.<sup>11</sup> In some markets, business models are being transformed to decrease demand and increase both the recovery potential and actual recovery of metals and minerals, partially mitigating the demand-supply gap going forward.

Despite these efforts and continued climate ambitions, higher prices and shortages are slowing momentum for the green energy transition in the short-term. In lower-income economies without local minerals and metals assets, the promise of support with green energy infrastructure is partly unfulfilled, and some are considering reverting to carbon-intensive energy sources to secure energy.<sup>12</sup>

The ability to scale water supply has similarly been

FIGURE 3.3

Level of water stress by major river basin, 2018

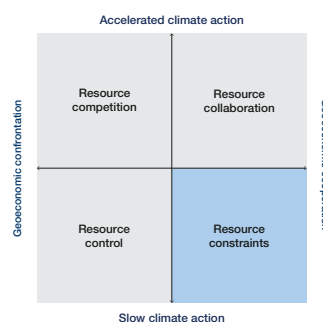


Source  
FAO, Aquastat database, 2022.<sup>13</sup>

Note  
Level of water stress (SDG 6.4.2) by major river basin (reference year 2018). It is calculated as the ratio between (a) the amount of total freshwater resources withdrawn in the three economic sectors (Agriculture, Service and Industry) and (b) the total renewable freshwater resources after deducting the amount of water needed to support existing environmental services.

constrained. Water monitoring, efficiency and production measures have been prioritized by cities, local and national governments to address more frequent and severe droughts and the growing water footprint of food production. Water remains heavily subsidized, but pricing is used to curb demand and encourage investment by the private sector and households in water-efficient, re-usable solutions, including rainwater harvesting and stormwater runoffs. Some countries have limited the use of price controls to industrial use, while others apply them more broadly across populations, further fueling inflation, cost-of-living pressures and unrest. But even significant drops in water demand and waste have not kept pace with the impact of climate change on water resources in the most exposed regions (Figure 3.3). The capacity to scale supply through mechanisms such as desalination and purification differ between countries for geographical and economic reasons. Water security continues to be threatened in some of these countries, with growing regional impacts from hygiene and health crises, urban migration, internal displacement and involuntary migration.

### Resource constraints – the danger of divergent distress



Despite strong headwinds in the early 2020s, geoeconomic cooperation resumes in the latter half of the decade, with stronger global trade as well as efforts on climate cooperation (x-axis), mirroring **Resource collaboration**. However, domestic funding – and therefore overall investment – in adaptation measures as well as technological innovation has not kept pace with climate impacts to date (y-axis), given competing priorities, a growing insurance gap and continued costs of disaster recovery. In this future, even international coordination cannot address triple-shortages in food, water and energy in the most vulnerable nations, with extended climate-induced distress and disruptions to trade, and political and economic stability.

In the absence of appropriate intervention, water availability is now a concern in all regions. Snowmelt, glacial melt and groundwater availability has diminished, while 10% of global land area has experienced an increase in extremely high and low river flows in the same location. Continued geopolitical cooperation is evident through widespread engagement in the range of multilateral mechanisms governing these resources, from the 1992 Convention on the Protection and Use of Transboundary Watercourses and International Lakes (Water Convention) and the 1997 Convention on the Law of the Non-navigational Uses of International Watercourses (Watercourses Convention), to bilateral and regional agreements.

However, water stress acts as a multiplier to shortages of other key resources. In the absence of effective adaptation, agricultural productivity is severely impacted by climate change, diverging in intensity between regions. Crop yields have fallen in volume and nutritional value due to heat, changing



weather patterns, dry and wet precipitation extremes, and shifts to the distribution of insects, pests and diseases.<sup>14</sup> Agricultural output in the United States of America has declined overall due to decreased production of rice, corn, soy and wheat.<sup>15</sup> Russian agricultural yields have fallen in the country's most productive southern regions and have not been fully balanced by the expansion of arable land in the country's north, where soils remain less productive.<sup>16</sup> Climate change has reduced rice, wheat and corn yields by 8% in China.<sup>17</sup> Without focused conservation and restoration efforts, ocean warming and acidification has caused broadscale declines in aquaculture and fisheries, threatening not only food security but also livelihoods in some of the most climate-exposed countries.

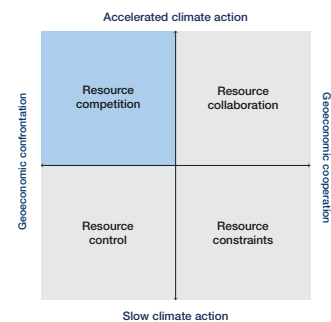
High-latitude, high-income and high-tech countries are comparatively less impacted, either due to contained climate impacts for now, or leveraging of rapid innovation to address food and water security challenges.<sup>18</sup> Free-flowing global supply chains have helped distribute the overall hit to food production levels, but the most resource-insecure countries are those vulnerable to two prolonged crises: debt and climate change. Given the extended capital flight earlier in the decade, and without the fiscal space to speed up adaptation measures (see [Chapter 1.2, Economic downturn](#)), these countries have become even more heavily import-dependent, unable to scale food production to meet the demands of population growth, given water stress and deteriorated soil conditions.

Green-energy supply is also at risk. Companies mining critical metals and minerals in water-stressed regions face regular interruptions to operations or closures, or are forced to invest in water sources that do not directly compete with human consumption, partially exacerbating shortages, as described in [Resource collaboration](#). This elevates commodity prices further, slowing the roll-out of green energy infrastructure. In parallel, the frequency and severity of heatwaves and droughts has forced green energy sources – biofuels, hydropower and nuclear – into periodic production cuts, and some are on the verge of becoming stranded assets. Electrical supply has been destabilized in the near-term for many countries,

including Brazil, South Africa, China, Germany and the United States of America, increasingly turning these markets towards alternate energy sources.

Even in the absence of geopolitically fuelled shocks or constraints, continued price pressures on food, water and energy have resulted in an elongated cost-of-living crisis in selected markets, ushering in wage strikes, violent protests and state instability. Socioeconomic impacts have also begun to spread to more advanced economies, with a risk of partial deindustrialization caused by combined energy-water shortages. The shutdown of waterborne transport of trade is more regularly disrupting global supply chains, placing pressure on road and rail transports and dampening global economic growth.<sup>19</sup> Energy- and water-intensive strategic industries, such as semiconductor manufacturing, located in resource-insecure areas, have become new geopolitical hotspots, raising the risk of prolonged disputes and possible conflicts.

## Resource competition – the danger of resource autarkies



In this future, there is accelerated climate action by 2030 (y-axis) but global powers are aiming for self-sufficiency in key resources, leaving many emerging and developing countries comparatively exposed. Heightened geopolitical confrontation is focused in the most geographically concentrated resource: metals and minerals (x-axis).

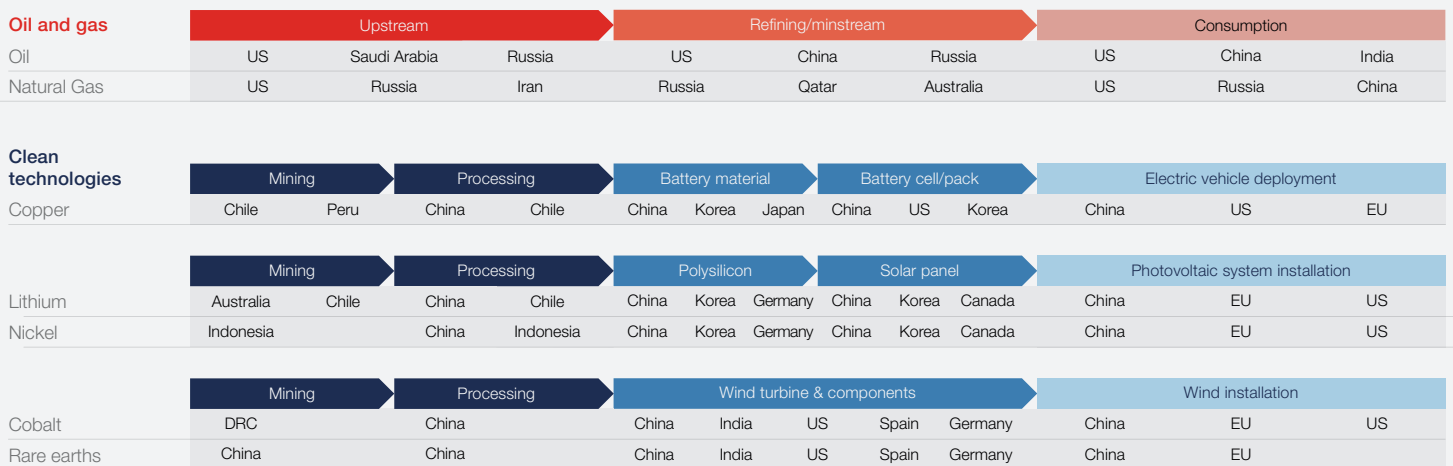
In anticipation of a deteriorating geopolitical environment, self-sufficiency in sources of food production has been scaled up in countries that can afford it, alongside a focus on adaptation, as considered in [Resource collaboration](#). Food productivity has been enhanced, in part via technology, such as gene editing of crops, even in the absence of extensive multilateral cooperation on such technology. A sharper focus on productivity of existing farmlands, dietary shifts and reductions in food loss and waste are being utilized as levers. Efficiency in agricultural practices, land-use and food systems have allowed some countries to decouple food security and biodiversity trends, partially addressing the estimated 33% of global food production previously wasted through unsustainable production and consumption.

While this has led to enhanced food production

FIGURE 3.4

Relevance of critical metals and minerals

Indicative supply chains: key producers and consumers



Source  
Leruth, et al. 2022.<sup>20</sup>

Note  
Largest producers and consumers are indicative only.

overall in many advanced economies, the benefits have not been widely shared, with significant divergence in the level of food security between countries. Even as some global trade in protein has continued, shortages and higher prices have hit lower socioeconomic groups, and developing and emerging countries the hardest, particularly those least able to scale food production in the absence of international support. This includes parts of Africa, Central and South America, Small Island Developing States (SIDS) and South Asia, where many economies have faced nearly decade-long triple crises: debt, population growth and climate change. Global poverty, climate-sensitive livelihood crises, malnutrition and diet-related diseases, state instability and involuntary migration have all risen, elongating and spreading the instability and humanitarian crises described in [Chapter 1.2, Cost-of-living crisis](#).

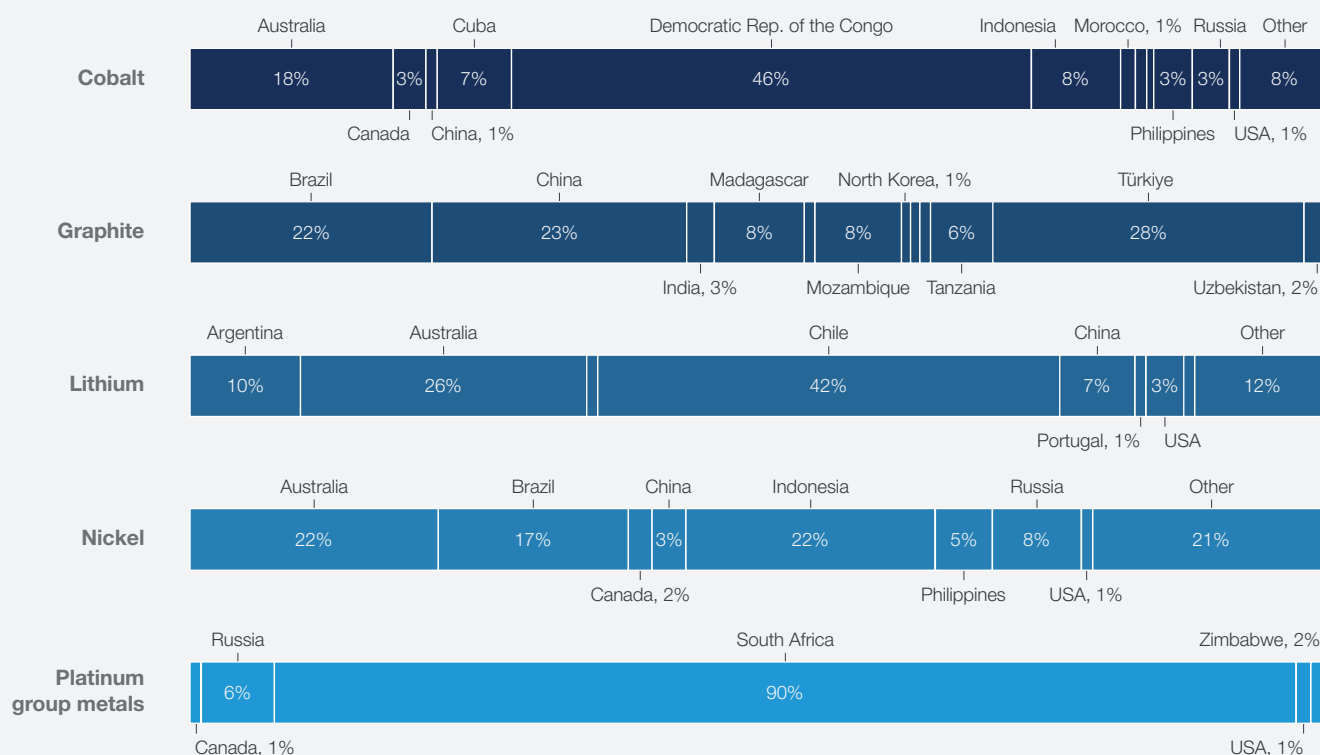
Critical metals and minerals are a key area of geopolitical confrontation due to their geographic concentration. These resources are not only essential to renewable energy capture, storage and efficiency, but also continue to be leveraged for a wide range of other industrial applications, including technological and military end-uses (Figure 3.4).<sup>21</sup> Indium is part of touch screens as well as solar panels; lithium compounds are utilized by the pharmaceutical industry; cobalt has multiple aerospace applications but is also of increasing interest as a catalyst for green hydrogen production; and vanadium is used as an input for industrial-scale batteries as well as a steel alloy in nuclear reactors, space vehicles and aircraft carriers. The resulting demand-supply gap described in [Resource collaboration](#) is exacerbated in this future because of geopolitical rivalries, exposing the brittleness of global supply chains with limited opportunities for

geographic diversification. For example, in the early half of the 2020s, the United States was 100% net import-reliant for 14 critical minerals, including gallium, natural graphite, indium and vanadium.<sup>22</sup> At the time, China was the leading producer for 16 of the 32 strategic minerals, including the aforementioned resources, representing 98%, 82%, 58% and 66%, respectively, of the world's total production.<sup>23</sup>

With a trend towards remilitarization (see [Chapter 2.4: Human security](#)), these strategic resources have become one of the primary fronts of economic warfare over the latter half of the decade. Despite competing fiscal priorities, more states have sought to diversify supply through domestic extraction where available, although many face environmental constraints outlined in [Resource collaboration](#). Enhanced capacity in processing and refining has been targeted in particular by states with limited resource reserves (Figure 3.5). Resilience, particularly for import-reliant markets, has partially translated into redundancies, with the building of stockpiles of key materials exacerbating supply crises. Inbound investment screening – which only advanced economies have been able to afford the opportunity cost – has been expanded to mining and related industries to minimize foreign interference. Other countries have followed the lead of Canada, ordering certain foreign companies to unwind investments in mining due to the perceived threats to national security.<sup>24</sup> With limited options, outbound investment screening is now being contemplated by import-reliant markets as a potential lever, although most major powers continue to leverage increasingly state-directed investment in emerging export markets across Latin America and Africa as a means of securing access to these resources.

FIGURE 3.5

Reserves of critical metals and minerals



Source

IEA, World Energy Outlook Special Report: The Role of Critical Minerals in Clean Energy Transitions, 2022, US Geological Study, Mineral Commodity Summaries (various), 2022.<sup>25</sup>

Note

References to 1% refer to ≤1%.

The importance and influence of allied blocs have grown, with countries building and favouring domestic and “trusted” supply chains in their search for resource security. The geographic distribution of numerous metals and minerals has ensured a degree of mutual interdependence. For example, Brazil has scaled lithium, rare earth elements and nickel production, but has remained dependent on others for refining and on neighbours for other resources such as copper and cobalt.<sup>26</sup> The EU and Canada have continued their Strategic Partnership on Raw Materials, extending the scope of the agreement beyond the development and financing of critical mineral projects to increased collaboration on related technologies.<sup>27</sup>

Yet resource nationalism has also driven cracks in existing alliances – becoming the next *Airbus vs. Boeing* – with disputes arising first around the application of state aid to boost domestic mining and processing industries. The expanding use of the national security exemption at the WTO has also increasingly paralysed multilateral trade mechanisms, rendering them ineffective in addressing geopolitical confrontation in a world where local resilience and security is prioritized over comparative advantage and efficiency. Bilateral mechanisms are elevated in importance as the primary vehicle for disputes.


Shortages artificially inflated by geoeconomic rivalries and price volatility, including of related products such as batteries and semiconductors, have reverberated throughout the supply chains of multiple industries. Shorter supply chains reflecting geopolitical alliances have ensued. State intervention has become more common and stringent, with government planning directly and indirectly allocating available resources for prioritised industries; some followed Mexico’s suit by renationalizing assets associated with key metals and minerals.<sup>28</sup> Multiple “civilian” sectors have been forced to adapt to greater cross-industry competition. For example, Tesla built a lithium refinery in the United States of America,<sup>29</sup> and an uptick in offtake agreements have quickly spiralled into direct investments and more vertical integration, creating fresh challenges for competitiveness regulations.

A number of developing and emerging markets have become net beneficiaries of this heightened interest of both the public and private sector, including Indonesia, Morocco and the lithium triangle of Plurinational State of Bolivia, Argentina and Chile. However, these countries have had to walk a tightrope as global powers exert control through trade, investment and technological ties and seek to constrain access by rival states. Alongside enhanced nationalization, this has led to the relatively

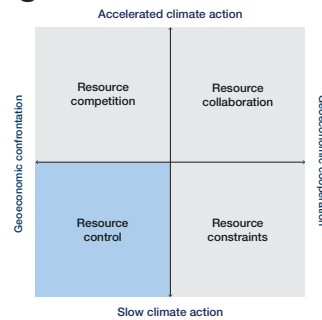


recent creation of OMEC: an organization of mineral exporting countries, similar to OPEC.<sup>30</sup> While the resource boom has offered a path to growth for some of these countries, for others the focus on these assets has created a “Dutch Disease” phenomenon, or led to increased corruption, inequality, violence and humanitarian crises.<sup>31</sup>

Further, illicit activities and the risk of accidental or intentional escalation into hot warfare over resources has risen, particularly in the border zones and global commons. Export constraints on minerals have placed upwards pressure on broader international governance and enforcement mechanisms that oversee new exploration zones – including those relating to mining in international waters, polar regions and in space. As the hunt for new mineral sources turns to the ocean, national marine jurisdictions are increasingly contentious, with a growing proportion of territory under dispute.<sup>32</sup>



## Resource control – the danger of resource wars



By 2030, investment in adaptation measures has not kept pace with climate impacts to date (y-axis). At the same time, geopolitical dynamics have turned the natural resource crisis from one of affordability to one of availability (x-axis), creating a cascading economic, environmental and humanitarian crisis in all but a handful of select countries – but even these remain exposed through cross-border effects. In this future, the resulting socioeconomic fall-out exceeds the scope and scale of all other futures, and state intervention turns even more aggressive, expanding beyond economic confrontation to secure supply of necessities for populations.

Building on **Resource constraints**, both affordability and availability concerns are widening inequality. Reflecting **Resource competition**, self-sufficient sources of food production have been scaled up, but with limited sharing of innovation and financing, the tipping point of overall productivity growth in agriculture has already passed. Without effective policy, financing and technological support for adaptation practices, lower socioeconomic communities and countries have resorted to changes in crop choice and large shifts in land-use patterns to maintain current production growth.<sup>33</sup> Agriculture has become an even larger driver of global emissions. Land-clearance for crops and grazing have led to deforestation, and an increase in livestock has

resulted in even more emissions, including the very potent methane. Intensive and inefficient farming has exacerbated soil degradation, water stress, pollution and the decline in production capacity. This has created broader domestic trade-offs, particularly with sectors directly dependent on biological resources, with knock-on impacts for economic growth and productivity and the speed of the green transition. Arable land has been increasingly prioritized for agriculture, shifting away from biofuels and green energy infrastructure.

Similar to **Resource constraints**, water stress is now widespread. In developing countries, this particularly impacts women and girls responsible for water collection, with knock-on impacts for health and education outcomes. More widespread scarcity, combined with paralysis of international cooperation mechanisms, has necessitated a degree of water nationalism, resulting in prolonged disputes between neighbouring countries.<sup>34</sup> In the face of spreading humanitarian crises and state instability, water infrastructure continues to be used both as a weapon and target, mirroring past water conflicts and terrorism in India, Pakistan and Afghanistan.<sup>35</sup> In addition, there is less visible abuse and depletion of shared “non-renewable” groundwater reserves, such as in Saharan Africa and the Middle East, raising the risk of conflict.<sup>36</sup>

Conditions of scarcity initially consolidated the influence of geopolitical blocs, heavily reflecting raw resource trade dependences, as well as innovation and information flows. Increasingly however, distrust between global powers is artificially exacerbating supply crises on a global scale. Beyond **Resource competition**, all three resources are weaponized by resource-rich countries where possible, as both offensive and defensive tools in a more zero-sum geopolitical environment (see **Chapter 1.2, Economic warfare**). In this world, the export of resources will soon supplant investment as a measure of global soft power, although economic



power will continue to be leveraged to achieve strategic objectives by more subtle, indirect means. Facing actual or perceived shortages, states continue to quickly and regularly exercise control over key resources to protect their own population, which will fracture alliances, deepen conditions of scarcity, and result in escalating trade tensions that restrict the flow of climate technologies. Exposed on multiple fronts, state intervention grows in a broader range of industries, including renationalization of industries.

Confrontations regularly extend beyond the economic sphere. Transboundary conflicts and violence have become more common as one of the few ways in which states can secure supply of strategic resources. Hotspots reflect shifts to biodiversity patterns, heightened competition over terrestrial and marine foodstocks, and the pressing need for metals and minerals that underpin secure energy and technological development. Food,

energy and water insecurity becomes a driver of social polarisation, civil unrest and political instability in advanced and developing economies alike. It also becomes a driver for cross-border terrorism, with devastating impacts given the proliferation of high-tech weaponry (see [Chapter 2.4: Human security](#)).

In this future, there has been little incentive – or fiscal room – to invest in climate change and environmental protection. Overexploitation and pollution – the tragedy of the global commons – has expanded, but continues to go unpunished or undiscovered, and existing agreements and regulations are regularly breached or not enforced. Famine has returned at a scale not seen in the last century. The sheer scale of humanitarian and environmental crises showcases broader paralysis and ineffectiveness of key multilateral mechanisms in addressing crises facing the global order, spiralling downwards into a self-perpetuating and compounding polycrises.

# Endnotes

1. Tooze, Adam, "Welcome to the world of the polycrisis", *Financial Times*, 28 October 2022, <https://www.ft.com/content/498398e7-11b1-494b-9cd3-6d669dc3de33>.
2. World Food Programme, *Acute food insecurity: Numbers explained*, 11 November 2022, <https://docs.wfp.org/api/documents/WFP-0000130762/download/>; Cozzi, Laura, et al., "For the first time in decades, the number of people without access to electricity is set to increase in 2022", *International Energy Agency (IEA)*, 3 November 2022, <https://www.iea.org/commentaries/for-the-first-time-in-decades-the-number-of-people-without-access-to-electricity-is-set-to-increase-in-2022>.
3. UN, *UN Population Division Data Portal*, <https://population.un.org/dataportal/home>, accessed 28 November 2022.
4. Organisation for Economic Co-operation and Development (OECD) and Food and Agricultural Organization of the United Nations (FAO), *OECD-FAO Agricultural Outlook 2022-2031*, OECD and FAO, 29 June 2022.
5. UN Environment Programme International Resource Panel, *Options for Decoupling Economic Growth from Water Use and Water Pollution*, 2015, <https://www.resourcepanel.org/reports/options-decoupling-economic-growth-water-use-and-water-pollution>.
6. International Energy Agency (IEA), *The Role of Critical Minerals in Clean Energy Transitions*, 2021, <https://www.iea.org/reports/the-role-of-critical-minerals-in-clean-energy-transitions>.
7. Hund, Kirsten, et al., *Minerals for Climate Action: The Mineral Intensity of the Clean Energy Transition*, International Bank for Reconstruction and Development and The World Bank, 2020, <https://pubdocs.worldbank.org/en/961711588875536384/Minerals-for-Climate-Action-The-Mineral-Intensity-of-the-Clean-Energy-Transition.pdf>.
8. Jack, Kelsey and Nick Wilkinson, *Risk and resilience: Agricultural adaptation to climate change in developing countries*, International Growth Centre (IGC), 2022, <https://www.theigc.org/wp-content/uploads/2022/03/Kelsey-and-Wilkinson-Growth-brief-March-2022.pdf>.
9. KPMG, *Resourcing the Energy Transition: Making the World Go Round*, 2021, <https://assets.kpmg/content/dam/kpmg/xx/pdf/2021/03/resourcing-the-energy-transition.pdf>; Arndt, Nicholas T., et al., "Future Global Mineral Resources", *Geochemical Perspectives*, vol. 6, no. 1, 2017, pp. 1-171, <https://www.geochemicalperspectives.org/online/v6n1/>.
10. Fleming, Sam, Alice Hancock and Peter Wise, "EU digs for more lithium, cobalt and graphite in green energy push", *Financial Times*, 16 August 2022, <https://www.ft.com/content/363c1643-75ae-4539-897d-ab16adfc1416>; Karim, Naimul, "Australian miner bails on Quebec rare earth projects amid First Nation resistance", *Financial Post*, 13 October 2022, <https://financialpost.com/commodities/mining/australian-miner-bails-on-quebec-rare-earth-projects-amid-first-nation-resistance>; Donnelly, Patrick, "Lawsuit Launched Seeking Final Endangered Species Protection for Nevada's Rare Tiehm's Buckwheat" [Press Release], *Center for Biological Diversity*, 25 October 2022; Barber, Gregory, "The Lithium Mine versus the Wildflower", *Wired*, 17 June 2022, <https://www.wired.com/story/lithium-mine-for-batteries-versus-the-wildflower/>.
11. World Economic Forum, "Circular Transformation of Industries: Unlocking New Value in a Resource-Constrained World", 2023.
12. Thomas, Helen, "Mining isn't living up to its own hype", *Financial Times*, 9 November 2022, <https://www.ft.com/content/140fb908-ba2e-4fcf-8a02-74e80991b5cf?desktop=true&segmentId=7c8f09b9-9b61-4fbb-9430-9208a9e233c8#myft.notification:daily-email:content>.
13. Food and Agriculture Organization of the United Nations (FAO), *Level of Water Stress (SDG 6.4.2) by major river basin*, <https://data.apps.fao.org/catalog/iso/40bc32f6-1467-44ac-8f7c-3d67cbb1cbd7>, accessed 16 December 2022. Conley, Heather A. and Cyrus Newlin, "Climate Change Will Reshape Russia", *Center for Strategic and International Studies*, 2021, <https://www.csis.org/analysis/climate-change-will-reshape-russia>.
14. The Intergovernmental Panel on Climate Change (IPCC), *Special Report on Climate Change and Land: Food Security*, 2022.
15. Environmental Defense Fund, *How Climate Change Will Impact U.S. Corn, Soybean and Wheat Yields: A County-Level Analysis of Climate Burdens and Adaptation Needs in the Midwest*, 2022.
16. Conley, Heather A. and Cyrus Newlin, "Climate Change Will Reshape Russia", *Center for Strategic and International Studies*, 2021, <https://www.csis.org/analysis/climate-change-will-reshape-russia.lbid>.
17. Li, Man, "Climate Change to Adversely Impact Grain Production in China by 2030", *International Food Policy Research Institute (IFPRI) blog*, 13 February 2018, <https://www.ifpri.org/blog/climate-change-adversely-impact-grain-production-china-2030>.
18. The Intergovernmental Panel on Climate Change (IPCC), *Sixth Assessment Report: Working Group II (WGII)*, 28 February 2022, <https://www.ipcc.ch/assessment-report/ar6/>.
19. Thomas, Helen, "Climate is a supply chain problem that can't be ignored", *Financial Times*, 17 August 2022, <https://www.ft.com/content/94375406-fb66-4f51-bb70-03e5ac7ec8ec?desktop=true&segmentId=7c8f09b9-9b61-4fbb-9430-9208a9e233c8#myft.notification:daily-email:content>.

# Endnotes

20. Leruth, Luc, Adnan Mazarei, Pierre Régibeau and Luc Renneboog, *22-12 Green Energy Depends on Critical Minerals. Who Controls the Supply Chains?*, Peterson Institute for International Economics, <https://www.piie.com/publications/working-papers/green-energy-depends-critical-minerals-who-controls-supply-chains>.
21. Dempsey, Harry, "Rio Tinto warns of excess globalisation in supply chains for critical metals", *Financial Times*, 11 October 2022, <https://www.ft.com/content/6da95eb8-6def-43a9-9eb0-8a026781c31c?desktop=true&segmentId=7c8f09b9-9b61-4fbb-9430-9208a9e233c8#myft.notification:daily-email:content>.
22. US Department of the Interior US Geological Survey, *Mineral Commodity Summaries 2022*, 31 January 2022, <https://pubs.usgs.gov/periodicals/mcs2022/mcs2022.pdf>.
23. Ibid.
24. Sevastopulo, Demetri and Edward White, "Canada orders Chinese companies to divest stakes in lithium mines", *Financial Times*, 3 November 2022, <https://www.ft.com/content/6ca9a470-59ee-4809-8a5b-35f6073c9907?desktop=true&segmentId=7c8f09b9-9b61-4fbb-9430-9208a9e233c8#myft.notification:daily-email:content>.
25. International Energy Agency (IEA), *World Energy Outlook Special Report: The Role of Critical Minerals in Clean Energy Transitions*, <https://www.iea.org/reports/the-role-of-critical-minerals-in-clean-energy-transitions>, 2022; US Geological Survey, *Mineral Commodity Summaries 2022: Nickel*, <https://pubs.usgs.gov/periodicals/mcs2022/mcs2022-nickel.pdf>; *Lithium*, <https://pubs.usgs.gov/periodicals/mcs2022/mcs2022-lithium.pdf>; *Platinum Group Metals*, <https://pubs.usgs.gov/periodicals/mcs2022/mcs2022-platinum.pdf>; *Cobalt*, <https://pubs.usgs.gov/periodicals/mcs2022/mcs2022-cobalt.pdf>; *Graphite*, <https://pubs.usgs.gov/periodicals/mcs2022/mcs2022-graphite.pdf>.
26. Wilson Center, *Critical Mineral Maps*, 17 March 2022, <https://www.wilsoncenter.org/article/critical-mineral-maps>.
27. Natural Resources Canada, *Joint Statement by Canada's Minister of Natural Resources and the European Commissioner for Internal Market*, 19 July 2021, <https://www.canada.ca/en/natural-resources-canada/news/2021/07/joint-statement-by-canadas-minister-of-natural-resources-and-the-european-commissioner-for-internal-market.html>.
28. Bond, David E., Francisco de Rosenzweig and Samuel Scoles, "Mexico nationalizes lithium; sets up state-owned company", *White & Case*, 9 September 2022, <https://www.whitecase.com/insight-alert/mexico-nationalizes-lithium-sets-state-owned-company>.
29. O'Kane, Sean, "Tesla confirms plans to build lithium refinery in Texas", *Bloomberg*, 20 October 2022, <https://www.bloomberg.com/news/articles/2022-10-19/tesla-confirms-plans-to-build-lithium-refinery-in-texas>.
30. KPMG, *Resourcing the Energy Transition: Making the World Go Round*, 2021, <https://assets.kpmg/content/dam/kpmg/xx/pdf/2021/03/resourcing-the-energy-transition.pdf>; Dempsey, Harry and Mercedes Ruehl, "Indonesia considers Opec-style cartel for battery metals", *Financial Times*, 31 October 2022, <https://www.ft.com/content/0990f663-19ae-4744-828f-1bd659697468?desktop=true&segmentId=7c8f09b9-9b61-4fbb-9430-9208a9e233c8#myft.notification:daily-email:content>.
31. Schipani, Andres, "How the DRC became the battleground of a proxy war over precious resources", *Financial Times*, 27 October 2022, <https://www.ft.com/content/26125730-3113-4946-982a-989e2acbe472?desktop=true&segmentId=7c8f09b9-9b61-4fbb-9430-9208a9e233c8#myft.notification:daily-email:content>.
32. Kyodo News, *China ship with largest-ever cannon enters Japan waters near Senkakus*, 25 November 2022, <https://english.kyodonews.net/news/2022/11/cf16e72c5cb6-china-ship-with-largest-ever-cannon-enters-japan-waters-near-senkakus.html>.
33. Pugh, T.A.M., et al., "Climate analogues suggest limited potential for intensification of production on current croplands under climate change", *Nature Communications*, vol. 7, no. 12608, 20 September 2016, <https://www.nature.com/articles/ncomms12608>.
34. Al-Monitor, *Egypt warns of stalemate in Nile dam dispute*, 27 September 2022, <https://www.al-monitor.com/originals/2022/09/egypt-warns-stalemate-nile-dam-dispute>.
35. Ashraf, Tamanna and Shlomi Dinar, "Dams, Terrorism and Water Nationalism's Response to Globalization and Development: The Case of South Asia", *Terrorism and Political Violence*, vol. 34, no. 5, 3 June 2022, pp. 958-978, <https://www.tandfonline.com/doi/abs/10.1080/09546553.2022.2069449>.
36. UN Water, *The United Nations Water Development Report 2022: Groundwater: Making the Invisible Visible*, 21 March 2022.



4

# Conclusion: is preparedness possible?

While ongoing shocks unfold, the world stands at a crossroads. As we enter a low-growth, low-investment and low-cooperation era, the actions that we take today will dictate our future risk landscape. We must ensure that addressing current crises does not detract from the longer-term view.

Recent and current events such as COVID-19 and the cost-of-living crisis are steadily eroding economic, educational and health-related gains in a widening proportion of the population, with a growing divergence between advanced and developing countries. This in turn is interacting with a multiplicity of environmental and geopolitical risks – climate change, ecosystem collapse, multi-domain conflicts – to further threaten the security and stability of societies around the world.

In this context, defensive, fragmented and crisis-oriented approaches are short-sighted and often perpetuate vicious cycles. Lack of preparedness for longer-term risks will destabilize the global risks landscape further, bringing ever tougher trade-offs for policy-makers and business leaders scrambling to address simultaneous crises. A rigorous approach to foresight and preparedness is called for, as we aim to bolster our resilience to longer-term risks and chart a path forward to a more prosperous world.

Each risk requires concerted, specific and customized efforts but several cross-cutting principles can support preparedness across themes. In this concluding section, we outline four principles for preparedness in this new era of concurrent shocks: 1) strengthening risk identification and foresight, 2) recalibrating the present value of “future” risks, 3) investing in multi-domain risk preparedness, and 4) strengthening preparedness and response cooperation.

## Improving risk identification and foresight

A wide range of disciplines aim to gather intelligence about the future, ranging from economics, business management, investment funds and insurance, to urban planning, climatology, virology and civil protection – but the track record around the use of foresight to enhance risk mitigation efforts remains

mixed. The underestimation of – and therefore lack of preparedness for – emerging macro risks (like “grey rhinos” and “black swans”) reflect challenges posed by high levels of uncertainty, low levels of information, conflicting data and cognitive biases. Yet systematic progress is possible. Enhanced risk identification and foresight can be a key enabler for strategic decision-making, agenda-setting and resilience measures, helping to prioritize areas that would benefit from data collection and monitoring, risk controls and resources, and redundancies.

The first task of foresight is to identify future developments, risks and opportunities. Both horizon scanning and scenario planning are useful tools that can examine and build on “weak signals” in qualitative and quantitative data sources to better anticipate emerging trends. Established methods can help crystallize expert disagreements,<sup>1</sup> while a greater distinction between risk and uncertainty – imperfect knowledge, such that likelihood cannot be scientifically quantified or known – will help challenge core assumptions. Greater levels of uncertainty should shift the focus from the probable to the possible: the study of potential outcomes needs to be expanded to ensure that risk mitigation and preparedness addresses the full scope of possible impacts.<sup>2</sup> This is then complemented by risk monitoring, which focuses on providing early warning for when specific risks are about to materialize to enable advanced preparedness measures.

Another step to enhance risk foresight is to explore dynamics of change, to map interconnections between risks, including dependencies between critical systems. More sophisticated methods of analyzing interconnected risks (beyond linear relationships) can support the evaluation and prioritization of risk resources. Risks that are most influenced by or exposed to other risks will be the most challenging to mitigate, while those that exert an outsized influence on the outcome of the network can be prioritized as key points of intervention. The need for a systemic view of and approach to global risks is reflected in the rising call for the appointment of National Risk and Resilience Officers, to mirror the increasingly important role of the Chief Risk Officer in the private sector. While the mandate of this role may vary in practice, it reflects the need for a cross-cutting and whole-of-society view around external risk foresight, mitigation and crisis management.<sup>3</sup>



# Rethinking 'future' risks

Cognitive biases channel public attention towards recent, "catastrophic" events. Business and political imperatives tend to prioritize risks with a direct, immediate and localized impact, such as food, fuel or other commodities' shortages or local environmental disasters. This is necessary to

manage crises, especially when millions of lives and livelihoods are at risk. However, when such risks manifest, resources and attention are often diverted from addressing global risks, especially those that form the root causes of local catastrophes or those that may arise outside the time frames relevant to today's leaders.

This can skew preparedness efforts in the public

FIGURE 4.1

Perceptions around preparedness and governance



Source  
World Economic Forum, Global Risks  
Perception Survey 2022-2023.

and private sector alike. For better planning and preparedness, institutions must de-anchor risk prioritization from shorter-term incentives. Despite regularly featuring in the top rankings, the most severe global risks – pertaining particularly to climate and nature – are those we are still the least prepared for. The majority of GRPS respondents assessed existing measures to prevent or prepare for the **Failure to mitigate climate change, Failure of climate-change adaptation, and Biodiversity loss and ecosystem collapse** as **ineffective** or **highly ineffective** (Figure 4.1). Similarly, most respondents considered preparedness to be inadequate for **Misinformation and disinformation, Erosion of social cohesion and societal polarization, Involuntary migration** and **Cost-of-living crisis**.

The growing global awareness of these risks is clear, but further action will likely continue to be stymied, given perceived shorter-term and localized crises and trade-offs. Without minimizing the need for an effective response, the over-prioritization of current challenges can quickly descend into a doom-loop of continuous global shocks, whereby resources are absorbed by crisis management, rather than directed to preparedness for future risks. Complex challenges cannot be solely solved by short-term decision-making – and yet long-term thinking alone is insufficient in the face of currently unfolding crises.

To break the cycle, business leaders and policy-makers need to embrace complexity and adopt a dual vision that more effectively balances current crisis management with a longer-term lens. For example, in the wake of the COVID-19 pandemic, governments will not only need to target resources to stabilize distressed healthcare systems, but at the same time work to ensure that environments conducive to zoonotic disease spread are adequately monitored, gain-of-function research is regulated, and that synthesis requests to bio-laboratories are screened to prevent future outbreaks from natural spillovers, accidents and threat actors.<sup>4</sup>

## Investing in multi-domain, cross-sector risk preparedness

In addition, actions taken to address current challenges should, at a minimum, avoid exacerbating future risks, such as the potential trade-off between food security, nature loss and climate change. Recent crises have seen an extraordinary level of fiscal intervention to protect individuals and companies from the financial impacts of crises – from the COVID-19 pandemic to energy prices. While necessary and perhaps unavoidable in the circumstances at hand, it remains to be seen how significantly these rapid, large-scale actions will result in debt sustainability concerns and how widely they distracted decision-makers from other risks highlighted in this report.

Conversely, many shorter-term actions can also act as wider stabilizers, embedding and accelerating



longer-term, multi-domain resilience. Not all global risks pose a preparedness trade-off, and solutions that address both current needs and future risks can rebalance the cost-benefit ratio for necessary investment. For example, investment in health and education, key tenets of managing present needs in all societies as well as longer-term human capital and economic development, strengthens societal resilience to multiple shocks and risks including climate change.

Additionally, many global risks have the potential to impact economies and societies in an analogous way, with similar consequences. For example, cyberattacks, social unrest or extreme weather could each cause the outage of critical information infrastructure; or, on a more catastrophic scale, volcanic eruptions and war may disrupt food security.<sup>5</sup> Strengthening resilience efforts in critical areas therefore pays off in all scenarios and improves preparedness for a multiplicity of risks, both known and unknown, and short and long term.

Following recent shocks – the pandemic, inflation, war, among others – national governments are increasingly focusing on addressing vulnerabilities in critical systems, including potential disruptions to food, water, shelter, basic communication services and public safety, and developing multi-domain responses. A bill has been introduced in the United States of America to form an interagency committee to assess all global catastrophic risks over the next 30 years and develop strategies to ensure continuity of operations and critical infrastructure if these risks arise.<sup>6</sup> In addition, the UK Government is developing a tool to measure socioeconomic resilience to key civil contingencies risks, to provide a more nuanced, data-driven view on how risks impact across different communities and groups.<sup>7</sup>

As global risks become more intertwined, preparedness also needs to become more of a

shared responsibility between sectors, with local and national governments, business and civil society each playing to their strengths, rather than traditional models of governments addressing market failures when they occur.<sup>8</sup> For example, private-public partnerships can help close key gaps in innovation, financing, governance and implementation of preparedness measures for emerging and well-established risks, such as food and water insecurity, weakened education and healthcare systems, and insufficient regulation of dual-use technologies, or addressing the looming insurance gap relating to cyberwarfare.<sup>9</sup> Innovative collaborations can also minimize overall exposure to potential impacts, as organizations across geographies and sectors are rarely exposed to the same risks at the same time. For example, data centres of different institutions in differing geographies are highly unlikely to be exposed to the same cyber or extreme weather risks, meaning effective mitigation could include regular backups of each other's systems.<sup>10</sup>

## Re-building and strengthening global risk preparedness cooperation

While national risk preparedness can enhance the ability of societies and economies to rebound from shocks, most global risks are 'owned' by no one and sit outside the direct control of any one public or private sector entity – meaning many global risks are most effectively tackled through coordinated, global action. Respondents to the GRPS shared their views on which stakeholders were best prepared to tackle the key risks covered in the survey (Figure 4.1). The majority consider national governments, multi-country efforts and international organizations to be the most relevant stakeholders for governing these global risks – recognizing that global risks are complex, and effective preparedness can require action at local, national, regional and global levels.

International cooperation has reached levels that may have been unimaginable even a century ago. However, the recent overload of crises has turned the focus of nations inwards and the emerging outlook for international cooperation is deteriorating. Actions taken to shore up national resilience can be self-perpetuating. For example, stockpiling and export controls can directly exacerbate global shortages and position trade, financial and technological dependencies as a strategic vulnerability, spurring further disintegration. Similarly, the pursuit of domestic and global security goals may have unintended consequences for the geopolitical

landscape, leading to spiralling distrust, declining safeguards against mutually assured economic destruction, and currency and technological tools that are less influential. Even areas traditionally open to collaboration, such as international climate research, are under threat. For example, data regarding Russia's boreal forests – the biggest land-based carbon store on the planet – is no longer available for international scientific research because of the war in Ukraine.<sup>11</sup>

International organizations will continue to play an essential role in global preparedness, even as they face significant headwinds that risk degrading the guardrails in place to address well-established issues. There have been numerous examples of the politicization and partial paralysis of key international mechanisms and organizations in recent crises. These pressures may impede the development of meaningful norms and agreements required to mitigate emerging global risks – from the proliferation of military technologies to governing the global commons. Re-invigorating multilateral processes and organizations is critical to the future of preparing for and managing global risks.

Additionally, specific cooperation at sectoral, bilateral and regional levels will become even more important in this environment. Robust data exchange and collaborative monitoring processes have already been established for some global risks (natural disasters, extreme weather events and terrorist attacks, among others). Further, open-source data and scenario development have helped increase the effectiveness of individual risk responses, such as the extensive work undertaken by the IPCC to develop a range of climate scenarios that has improved understanding, informed decarbonization strategies and allowed for collective alignment on science-based targets. However, efforts are more nascent or non-existent in other areas, such as the long-term trajectory and impact of transformative AI. Greater collaboration across industries and between countries – in terms of coordinated funding, research and data sharing – is critical to help identify weak signals of emerging threats at both a national and global level.

In a complex risks outlook, there must be a better balance between national preparedness and global cooperation. We need to act together, to shape a pathway out of cascading crises and build collective preparedness to the next global shock, whatever form it might take. Leaders must embrace complexity and act on a balanced vision to create a stronger, prosperous shared future.

# Endnotes

1. UK Government Office for Science, "The Futures Toolkit: Tools for Futures Thinking and Foresight across UK Government", November 2017, [https://assets.publishing.service.gov.uk/government/uploads/system/uploads/attachment\\_data/file/674209/futures-toolkit-edition-1.pdf](https://assets.publishing.service.gov.uk/government/uploads/system/uploads/attachment_data/file/674209/futures-toolkit-edition-1.pdf)
2. Courtney, Hugh, Jane Kirkland and Patrick Viguerie, "Strategy Under Uncertainty", *Harvard Business Review*, 1997, <https://hbr.org/1997/11/strategy-under-uncertainty>.
3. Foroohar, Rana, "Wanted: a resiliency tsar for the US government", *Financial Times*, 23 May 2021, <https://www.ft.com/content/add77982-a162-4a29-a588-47c5cf121b28>; Wilson, Colin, "Should the UK have a Chief Risk Officer?", *UK Government blog*, 20 April 2022, <https://actuaries.blog.gov.uk/2022/04/20/should-the-uk-have-a-chief-risk-officer/>.
4. Esvelt, K., "Delay, Detect, Defend: Preparing for a Future in which Thousands Can Release New Pandemic", Geneva Centre for Security Policy (GCSP), November 2022, <https://dam.gcsp.ch/files/doc/gcsp-geneva-paper-29-22>.
5. Avin, Shahar, Bonnie C. Wintle, Julius Weitzdörfer, Seán S. Ó hÉigeartaigh, William J. Sutherland and Martin J. Rees, "Classifying global catastrophic risks", *Futures*, vol. 102, 2018, pp. 20-26.
6. U.S. Senate Committee on Homeland Security & Governmental Affairs, *Peters Introduces Bipartisan Bill to Ensure Federal Government is Prepared for Catastrophic Risks* [Press release], 30 June 2022, <https://www.hsgac.senate.gov/media/majority-media/peters-introduces-bipartisan-bill-to-ensure-federal-government-is-prepared-for-catastrophic-risks-#:~:text=The%20Global%20Catastrophic%20Risk%20Mitigation,plans%20for%20the%20risks%20identified>.
7. UK Government Cabinet Office, "The UK Government Resilience Framework", 19 December 2022, <https://www.gov.uk/government/publications/the-uk-government-resilience-framework/the-uk-government-resilience-framework-html>.
8. Smith-Bingham, Richard, "Partnering with Purpose," *Marsh McLennan*, November 2021, [https://www.marshmcclennan.com/content/dam/mmc-web/insights/publications/2021/november/Marsh\\_McLennan-National\\_Preparedness\\_Commission\\_Partnering-with-Purpose\\_vF.pdf](https://www.marshmcclennan.com/content/dam/mmc-web/insights/publications/2021/november/Marsh_McLennan-National_Preparedness_Commission_Partnering-with-Purpose_vF.pdf).
9. LaMorte, Dylan and Joshua Gold, "Insurance Companies Move to Expand Scope of War Exclusions", *Risk Management Magazine*, 23 November 2022, <https://www.rmmagazine.com/articles/article/2022/11/23/insurers-move-to-expand-scope-of-war-exclusions>.
10. Kaplan, Robert S. and Annette Mikes, "Managing Risks: A New Framework", *Harvard Business Review*, June 2012.
11. Heal, Alexandra, "The ancient subarctic forests at risk from climate change and war", *Financial Times*, 11 September 2022, <https://www.ft.com/content/e59c800f-3704-4504-91b0-06e583d9cd42?desktop=true&segmentId=7c8f09b9-9b61-4fbb-9430-9208a9e233c8#myft.notification:daily-email:content>.

# Appendix A

## Technical Notes: Global Risks Perception Survey 2022-2023

A “global risk” is the possibility of the occurrence of an event or condition which, if it occurs, would negatively impact a significant proportion of global GDP, population or natural resources.

Table A.1 presents the list of 32 global risks and definitions adopted in the Global Risks Perception Survey 2022-2023.

To ensure legibility, the names of some of the global risks have been abbreviated in the figures. The portion of the full name used in the abbreviation is in bold.

TABLE A.1

Definitions of global risks

Global risks	Description
<b>Asset bubble bursts</b>	Prices for housing, investment funds, shares and other assets become increasingly disconnected from the real economy, leading to a severe drop in demand and prices. Includes, but is not limited to: cryptocurrencies, energy prices, housing prices, and stock markets.
<b>Collapse of a systemically important industry or supply chain</b>	Collapse of a systemically important global industry or supply chain with an impact on the global economy, financial markets or society leading to an abrupt shock to the supply and demand of systemically important goods and services at a global scale. Includes, but is not limited to: energy, food and fast-moving consumer goods.
<b>Debt crises</b>	Corporate or public finances struggle to service debt accumulation, resulting in mass bankruptcies or insolvencies, liquidity crises or defaults and sovereign debt crises.
<b>Failure to stabilize price trajectories</b>	Inability to control the general price level of goods and services, including commodities. Inclusive of an unmanageable increase (inflation) or decrease (deflation) of prices.
<b>Proliferation of illicit economic activity</b>	Global proliferation of illicit economic activities and potential violence that undermine economic advancement and growth due to organized crime or the illicit activities of businesses. Includes, but is not limited to: illicit financial flows (e.g. tax evasion); and illicit trade and trafficking (e.g. counterfeiting, human trafficking, wildlife trade).
<b>Prolonged economic downturn</b>	Near-zero or slow global growth lasting for many years leading to periods of stagnation; or a global contraction (recession or depression).
<b>Biodiversity loss and ecosystem collapse</b>	Severe consequences for the environment, humankind and economic activity due to destruction of natural capital stemming from a result of species extinction or reduction spanning both terrestrial and marine ecosystems.
<b>Failure of climate-change adaption</b>	Failure of governments, businesses and individuals to enforce, enact or invest in effective climate-change measures to adapt to climate change, such as a lack of climate-resilient infrastructure.
<b>Failure to mitigate climate change</b>	Failure of governments, businesses and individuals to enforce, enact or invest in effective climate-change mitigation measures, such as the decarbonization of economic activity.
<b>Large-scale environmental damage incidents</b>	Loss of human life, financial loss and/or damage to ecosystems as a result of human activity and/or failure to co-exist with animal ecosystems. Inclusive of deregulation of industrial accidents, oil spills and radioactive contamination.
<b>Natural disasters and extreme weather events</b>	Loss of human life, damage to ecosystems, destruction of property and/or financial loss at a global scale due to extreme weather events. Inclusive of land-based (e.g. earthquakes, volcanos wildfires), water-based (e.g. floods), atmospheric (e.g. heat-waves), and extra-terrestrial based (e.g. comet strikes and geomagnetic storms).



Global risks	Description
<b>Natural resource crises</b>	Severe commodity and natural resource supply shortages at a global scale as a result of human overexploitation and/or mismanagement of critical natural resources. Includes, but is not limited to: chemicals, food, minerals and water.
<b>Geoeconomic confrontation</b>	Deployment of economic levers by global or regional powers to decouple economic interactions between nations, restricting goods, knowledge, services or technology with the intent of gaining geopolitical advantage and consolidate spheres of influence. Includes, but is not limited to: currency measures, investment controls, sanctions, state aid and subsidies, and trade controls on energy, minerals and technology.
<b>Ineffectiveness of multilateral institutions and international cooperation</b>	Ineffectiveness of international cooperation mechanisms due to a weakening of global multilateral institutions or marked geopolitical fragmentation. Includes, but is not limited to processes that underpin coordination on: finance, the environment, humanitarian aid, health pandemics and trade.
<b>Interstate conflict</b>	Belligerent bilateral or multilateral conflict between states manifesting as cyber attacks, proxy wars or hot war.
<b>State collapse or severe instability</b>	Collapse of a state with geopolitical significance due to the erosion of institutions and rule of law, internal civil unrest and military coups, or the effects of severe regional or global instability.
<b>Terrorist attacks</b>	Large-scale or persistent small-scale terrorist attacks carried out by non-state actors with ideological, political or religious goals, resulting in loss of life, severe injury or material damage caused by biological, chemical, nuclear or radiological weapons or other means.
<b>Use of weapons of mass destruction</b>	Deployment of biological, chemical, cyber, nuclear, radiological or autonomous AI weapons, resulting in loss of life, destruction and/or international crises.
<b>Chronic diseases and health conditions</b>	Widescale increase in chronic physical health conditions. Includes, but is not limited to, conditions linked to excessive consumption habits and economic activity that releases harmful pollutants in the air, water or food through agricultural, industrial and household practices.
<b>Collapse or lack of public infrastructure and services</b>	Non-existence, or widespread bankruptcy of social security systems and erosion of social security benefits, alongside inequitable or insufficient public infrastructure and services. Includes but is not limited to lack of disability and family benefits, as well as affordable and adequate housing, public education, child and elder care, healthcare, transportation systems and urban development.
<b>Cost-of-living crisis</b>	Significant inability among broad sections of populations to maintain their current lifestyle due to increases in the cost of essential goods which are not matched with a rise in real household income.
<b>Employment crises</b>	Structural deterioration of work prospects or standards of work. Includes, but is not limited to: erosion of workers' rights; stagnating wages; rising unemployment and underemployment; displacement due to automation; stagnant social mobility; and geographical or industry mismatches between labour supply and demand.
<b>Erosion of social cohesion and societal polarization</b>	Loss of social capital and fracturing of communities leading to declining social stability, individual and collective well-being and economic productivity. Includes, but is not limited to: persistent and potentially violent civil unrest; and actual or perceived inequalities in opportunities across age, income bracket, ethnicity and race, educational background, demographic characteristics, and political affiliation.
<b>Infectious diseases</b>	Massive and rapid spread of viruses, parasites, fungi or bacteria that cause an uncontrolled contagion of infectious diseases, resulting in an epidemic or pandemic with loss of life and economic disruption. Includes, but is not limited to: zoonotic diseases, accidental or intentional releases of natural or man-made pathogens, the resurgence of pre-existing diseases due to lower levels of immunity, and the rise of antimicrobial resistance.
<b>Large-scale involuntary migration</b>	Large-scale involuntary migration and displacement across or within borders, stemming from: persistent discrimination and persecution, lack of economic advancement opportunities, natural or human-made disasters, and internal or interstate conflict.
<b>Misinformation and disinformation</b>	Persistent false information (deliberate or otherwise) widely spread through media networks, shifting public opinion in a significant way towards distrust in facts and authority. Includes, but is not limited to, dissemination by: states, public figures, media organizations and networks of individuals.
<b>Severe mental health deterioration</b>	Widescale spread of mental health disorders or rising inequality globally across multiple demographics, which negatively impacts well being, social cohesion and productivity. Includes, but is not limited to: anxiety, dementia, depression, loneliness and stress.

Global risks	Description
<b>Adverse outcomes of frontier technologies</b>	Intended or unintended negative consequences of technological advances on individuals, businesses, ecosystems and/or economies. Includes, but is not limited to: AI, brain-computer interfaces, biotechnology, geo-engineering, quantum computing and the metaverse.
<b>Breakdown of critical information infrastructure</b>	Deterioration, overload or shutdown of critical physical and digital infrastructure or services leading to the breakdown of internet, cellular devices, public utilities or satellites. Stemming from, but not limited to, cyberattacks, intentional or unintentional physical damage, or solar storms.
<b>Digital inequality</b> and lack of access to digital services	Fractured or unequal access to digital networks and technologies stemming from underinvestment, low digital skills, insufficient purchasing power, or government restrictions on technologies.
<b>Digital power concentration</b>	Concentration of critical digital assets, capabilities or knowledge among a small number of individuals, businesses or states that can control access to digital technologies and demand discretionary pricing. Stemming from, but not limited to, the failure of anti-trust regulation, inadequate investment in the innovation ecosystem, or state control over key technologies.
<b>Widespread cybercrime and cyber insecurity</b>	Increasingly sophisticated cyberespionage or cybercrimes. Includes, but is not limited to: loss of privacy, data fraud or theft, and cyber espionage.

Risk categories

Economic

Environmental

Geopolitical

Societal

Technological

## Technical notes

The Global Risks Perception Survey (GRPS) is the World Economic Forum's source of original risks data, harnessing the expertise of the Forum's extensive network of academic, business, government, civil society and thought leaders. Survey responses were collected from 7 September to 5 October 2022 from the World Economic Forum's multistakeholder communities.

### Updates to the GRPS 2022-2023

The list of 32 global risks included in the survey was updated in 2022.

Two new risks were added in response to observed economic, geopolitical and environmental trends:

1. "Cost-of-living crisis"
2. "Misinformation and disinformation"

In addition, "Climate action failure" was delineated into two separate risks:

1. "Failure of climate-change adaption"
2. "Failure to mitigate climate change"

The names and definitions of the remaining risks have been revised and, where applicable, merged,

modified and/or expanded to reflect new ways in which the risks may materialize and the potential adverse outcomes they may cause. However, to ensure comparability over time, although names and definitions were modified, the fundamental concept of each risk has remained consistent with that of previous versions of the survey.

## Methodology

The GRPS 2022–2023 was further refined this year to gather more granular perceptions of risk and to incorporate new approaches to risk management and analysis. The GRPS 2022–2023 was comprised of six sections:

1. **Outlook for the World** asked respondents to characterize their outlook for the world over the short term (two years) and the long term (10 years). Respondents were provided with five options: (1) Progressive tipping points and persistent crises leading to catastrophic outcomes, (2) Consistently volatile across economies and industries with multiple shocks accentuating divergent trajectories, (3) Slightly volatile with occasional localized surprises, (4) Limited volatility with relative stability, and (5) Renewed stability with a revival of global resilience. A simple tally for each of the five options was calculated. The result is illustrated in Figure 1.10.
2. **Currently Manifesting Risks** asked

respondents to rank the top five risks among 14 pre-selected risks in order of how severe they believe their impact will be on a global level in 2023. The final rank is the average rank estimated by the respondents, weighted by the number of respondents who selected the particular risk. Options included: **Continued waves of COVID-19, Cost-of-living crisis, Cyberattacks on critical infrastructure, Debt crisis, Deployment of chemical and biological weapons** on a catastrophic scale, **Deployment of nuclear weapons** on a catastrophic scale, **Disruptions in global supply chains for non-food goods, Energy supply crisis, Failure to set and meet national net-zero targets, Food supply crisis, Rising inflation, Structural failures in health systems, Weakening of human rights, and Weaponization of economic policy** such as sanctions and trade controls. To ensure legibility, the names of some of the global risks have been abbreviated in the figures. The portion of the full name used in the abbreviation is in bold. The result is illustrated in Figure 1.1.

3. **Global Severity 2 Years and 10 Years** asked respondents to estimate the likely impact (severity) for each of the 32 global risks, on a 1-7 scale [1 – Low severity, 7 – High severity], over both a two-year and 10-year period. Respondents were asked to evaluate the severity, considering the impact on populations, GDP or environmental resources on a global scale. They were also allowed to nominate any other risk considered missing from the 32 global risks. A simple average based on the scores selected was calculated. The results are illustrated in Figure 1.2 and Figure 2.1.
4. **Global Risks Consequences** seeks to understand of the potential consequences of risks, to create a network map of the global risk landscape. Respondents were provided 10 randomly selected global risks (from the full list of 32 global risks), and were then asked to select up to five global risks (from the full list) likely to be triggered by each of the 10 risks materializing. In visual results, “Nodes: Risk influence” is based on a simple tally of all bidirectional relationships identified by respondents. “Edges: Relative influence” is based on a simple tally of the number of times the risk was identified as a consequence. However, visual do not show all connections: weaker relationships identified by less than 25% of respondents were not included as edges. “Employment crises” was not offered as a randomly selected risk, and is shown only as a consequence. “Prolonged economic downturn” was not offered as a consequence, and is only shown as a cause.
5. **Risk Preparedness and Governance** asked respondents to indicate the current effectiveness of risk management across economies and multiple stakeholders, taking

into account any mechanism in place to prevent the risk from occurring or prepare to mitigate its impact. The respondent was provided 10 randomly selected global risks, and was asked to rate current effectiveness based on five options: (1) Highly ineffective, (2) Ineffective, (3) Indeterminate effectiveness, (4) Effective, and (5) Highly effective. A simple tally of the number of times a risk was identified on each level of the five-point effectiveness scale was calculated on this basis. The result is illustrated in Figure 4.1.

Respondents were then asked to identify up to three stakeholders who can effectively manage the most severe risks identified in Section 3. Respondents could choose among the following eight entities: local government, national government, bilateral, multi-country, regional, international organization, businesses, public-private cooperation. A simple tally of the number of times a stakeholder was identified as effective was calculated on this basis. The result is illustrated in Figure 4.1.

6. **Future Outlook for the World** captured the respondents’ outlook on global cooperation over the next 10 years. Respondents were asked to select from among three options: (1) Broad-base convergence to a multilateral rules-based order, (2) Fractures between competing economies which consolidate into blocs and new structures for cooperation, and (3) Wide-scale division of economies into competing blocks with divergent standards, values and paradigms with limited collaboration. A simple tally for each of the three options was calculated.

#### Completion thresholds

A total of 1,316 responses to the GRPS were received. From these, 1,249 were kept, using as a threshold at least one non-demographic answer.

- **Outlook for the World:** 1,244 respondents selected at least one of the short-term and long-term world outlook options.
  - **Short-term** outlook for the world: 1,233
  - **Long-term** outlook for the world: 1,231
- **Currently Manifesting Risks:** 1,180 respondents ranked at least one manifesting risk.
- **Global Severity 2 Years and 10 Years:** 1,091 respondents evaluated the severity of at least one risk in one time frame.
  - Short-term severity: 1,086
  - Long-term severity: 999
- **Global Risks Consequences:** 877 respondents paired at least one materializing risk with its consequence.

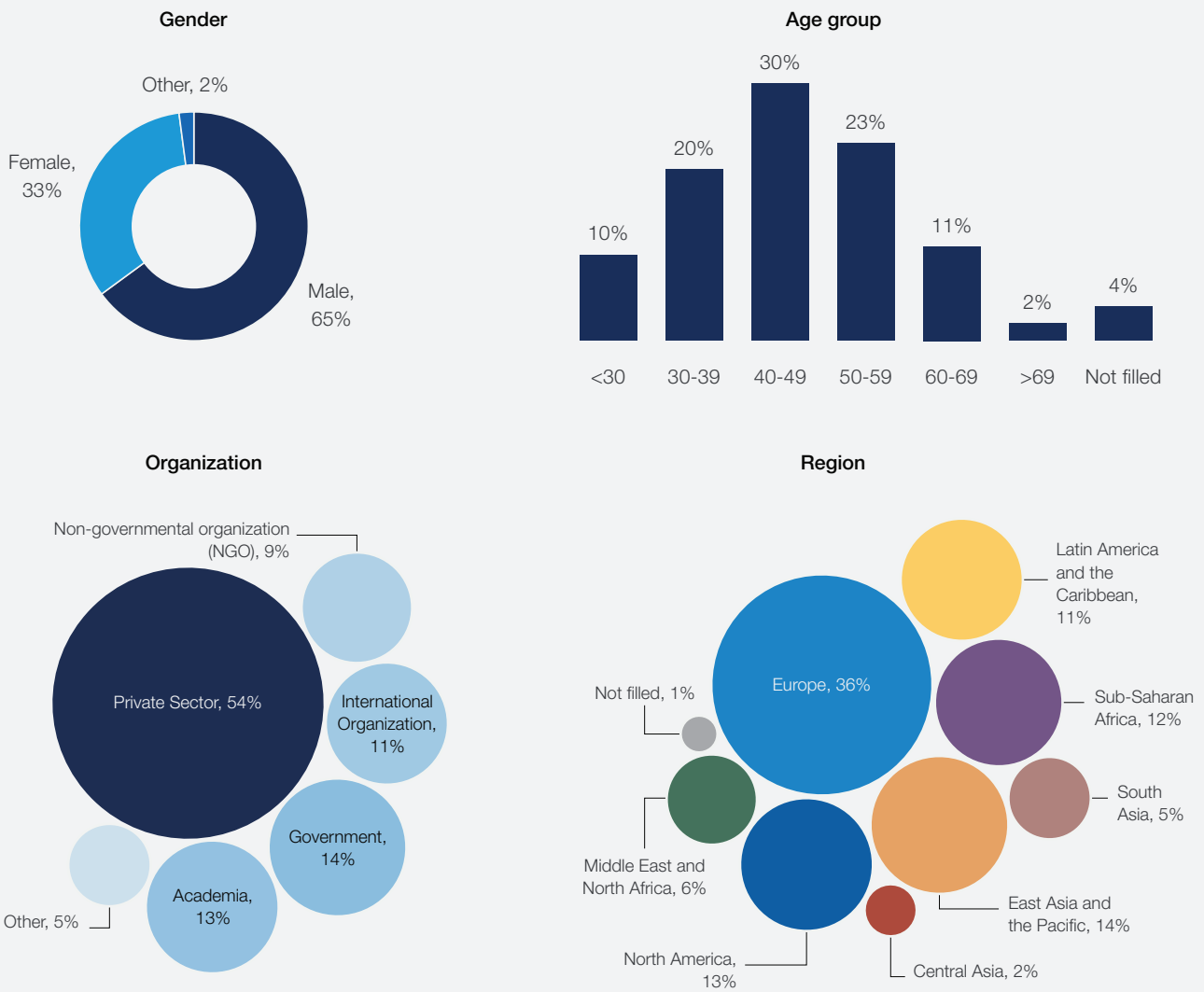
- **Risk Preparedness and Governance:** 869 respondents answered at least one of the preparedness and governance questions.
  - 839 respondents scored the effectiveness level for at least one risk
  - 789 respondents mapped at least one stakeholder against at least one risk
- **Future Outlook for the World:** 869 respondents answered the Future Outlook for the World question.

- **Sample distribution:** the 1,249 respondent who answered at least one non-demographic question were used to calculate the sample distribution by place of residence (region), gender, age, area of expertise and organization type.

Figure A.2 presents some key descriptive statistics and information about the profiles of the respondents.

FIGURE A.2

**Survey sample composition**



Source  
World Economic Forum Global Risks Perception Survey 2022-2023.

# Appendix B

## Executive Opinion Survey: National Risk Perceptions

Figure B.1 presents the list of 35 risks that were incorporated into the World Economic Forum's 2022 Executive Opinion Survey (EOS), which was administered between April and September 2022. The risks are comparable to those in the GRPS (Global Risks Perception Survey) but are applied at a more granular level to reflect the possible short-term and country-level manifestations of global risks.

To ensure legibility, the names of some of the global risks have been abbreviated in the figures. The portion of the full name used in the abbreviation is in bold.

TABLE B.1

List of risks

Asset bubble burst	Terrorist attacks
Collapse of a systemically important industry	Weapons of mass destruction
Debt crises	<b>Collapse or lack of social services and public infrastructure</b>
Proliferation of illicit economic activity	Cost-of-living crisis
Prolonged economic stagnation	Employment and livelihood crises
Rapid and/or sustained inflation	Erosion of social cohesion and well-being
Severe commodity price shocks or volatility (e.g. energy, food, metals)	Infectious diseases
Blue (marine/freshwater) biodiversity loss and ecosystem collapse	Large-scale involuntary migration
Failure of climate-change adaption	Misinformation
Failure of climate-change mitigation	Pollution-driven harms to human health
Terrestrial biodiversity loss and ecosystem collapse	Severe mental health deterioration
Human-made environmental damage	Widespread youth disillusionment
Natural disasters and extreme weather events	Automation and displacement of jobs
Severe commodity supply crises (incl. energy, food, water)	Breakdown of critical information infrastructure through cyber attacks
Geoeconomic confrontations (incl. sanctions, trade wars, investment screening)	Digital power concentration and monopolies
Geopolitical contestation of strategic resources (incl. technology, energy, minerals)	Failure of cybersecurity measures (incl. loss of privacy, data fraud or theft, cyber espionage)
Interstate conflict	Lack of widespread digital services and digital inequality
State collapse	

Risk categories   Economic   Environmental   Geopolitical   Societal   Technological



Figure B.2 presents the top five risks for each of the 121 economies surveyed.

Over 12,000 respondents were presented with the following question: “Which five risks are the most likely to pose the biggest threat to your country in the next two years?” and were asked to select these from a list of 35 risks.

“Risk 1” indicates the most frequently selected risk in each economy. Tied risks are presented in alphabetical order, with the tie indicated by numbering. For example, in Angola, two risks (“Rapid and/or sustained inflation” and “Employment and livelihood crises”) are tied for first place and there is, therefore, no risk listed in second place.

TABLE B.2

**Top five risks identified by the Executive Opinion Survey (EOS)**

Economy	Risk 1	Risk 2	Risk 3	Risk 4	Risk 5
<b>Albania</b>	1 Infectious diseases	2 Failure of cybersecurity measures	3 Rapid and/or sustained inflation	4 Geopolitical contestation of resources	5 Severe commodity supply crises
<b>Armenia</b>	1 Interstate conflict	2 Rapid and/or sustained inflation	3 Erosion of social cohesion	4 Severe commodity price shocks	5 Geoeconomic confrontation
<b>Bangladesh</b>	1 Rapid and/or sustained inflation	2 Debt crises	3 Severe commodity price shocks	4 Human-made environmental damage	5 Geopolitical contestation of resources
<b>Algeria</b>	1 Rapid and/or sustained inflation	2 Cost-of-living crisis	3 Digital inequality	4 Geopolitical contestation of resources	5 Interstate conflict
<b>Australia</b>	1 Cost-of-living crisis	2 Debt crises	2 Rapid and/or sustained inflation	4 Geoeconomic confrontation	5 Failure of climate-change adaptation
<b>Barbados</b>	1 Natural disasters and extreme weather events	2 Cost-of-living crisis	3 Rapid and/or sustained inflation	4 Severe commodity price shocks	5 Debt crises
<b>Angola</b>	1 Rapid and/or sustained inflation	1 Employment and livelihood crises	3 Cost-of-living crisis	4 Collapse of services and public infrastructure	5 Severe commodity supply crises
<b>Austria</b>	1 Rapid and/or sustained inflation	2 Severe commodity price shocks	3 Breakdown of critical infrastructure	4 Geoeconomic confrontation	5 Geopolitical contestation of resources
<b>Belgium</b>	1 Cost-of-living crisis	2 Rapid and/or sustained inflation	3 Failure of climate-change adaptation	4 Debt crises	5 Geoeconomic confrontation
<b>Argentina</b>	1 Rapid and/or sustained inflation	2 Debt crises	2 Proliferation of illicit economic activity	4 State collapse	5 Severe commodity supply crises
<b>Bahrain</b>	1 Cost-of-living crisis	2 Debt crises	3 Severe commodity price shocks	4 Prolonged economic stagnation	4 Rapid and/or sustained inflation
<b>Benin</b>	1 Cost-of-living crisis	2 Severe commodity price shocks	3 Employment and livelihood crises	4 Rapid and/or sustained inflation	5 Severe commodity supply crises

Risk categories: Economic (Blue), Environmental (Green), Geopolitical (Orange), Societal (Red), Technological (Purple)

**Bolivia (Plurinational State of)**

1	Prolonged economic stagnation
1	Digital inequality
3	Employment and livelihood crises
4	State collapse
5	Human-made environmental damage
5	Debt crises
5	Erosion of social cohesion

**Bosnia and Herzegovina**

1	Severe commodity supply crises
1	State collapse
3	Severe commodity price shocks
4	Digital inequality
5	Cost-of-living crisis

**Botswana**

1	Cost-of-living crisis
2	State collapse
3	Severe commodity supply crises
4	Failure of cybersecurity measures
5	Debt crises

**Brazil**

1	Rapid and/or sustained inflation
2	Proliferation of illicit economic activity
3	Geoeconomic confrontation
4	Severe commodity price shocks
4	Employment and livelihood crises

**Bulgaria**

1	Rapid and/or sustained inflation
2	Proliferation of illicit economic activity
3	Cost-of-living crisis
4	Interstate conflict
5	State collapse

**Cambodia**

1	Geoeconomic confrontation
2	Cost-of-living crisis
2	Digital inequality
4	Geopolitical contestation of resources
5	Failure of climate-change adaptation

**Cameroon**

1	Cost-of-living crisis
2	Debt crises
3	Digital inequality
4	Employment and livelihood crises
5	Geopolitical contestation of resources

**Canada**

1	Cost-of-living crisis
2	Debt crises
3	Rapid and/or sustained inflation
4	Failure of climate-change adaptation
5	Asset bubble burst

**Cape Verde**

1	Debt crises
2	Cost-of-living crisis
3	Geoeconomic confrontation
4	Rapid and/or sustained inflation
5	Employment and livelihood crises

**Chad**

1	Employment and livelihood crises
2	Geopolitical contestation of resources
3	Terrestrial biodiversity loss and ecosystem collapse
4	Blue biodiversity loss and ecosystem collapse
5	Debt crises
5	Digital inequality
5	Digital power concentration

**Chile**

1	Rapid and/or sustained inflation
2	Erosion of social cohesion
3	Proliferation of illicit economic activity
4	Severe commodity supply crises
5	State collapse

**China**

1	Geoeconomic confrontation
2	Natural disasters and extreme weather events
3	Rapid and/or sustained inflation
4	Infectious diseases
5	Geopolitical contestation of resources
5	Asset bubble burst
5	Digital power concentration

**Colombia**

1	Rapid and/or sustained inflation
2	Digital inequality
3	Employment and livelihood crises
4	State collapse
5	Cost-of-living crisis

## Congo (Democratic Republic of)

1	Digital inequality
2	State collapse
3	Debt crises
5	Interstate conflict
5	Cost-of-living crisis
5	Digital power concentration

## Costa Rica

1	Cost-of-living crisis
2	Debt crises
3	Breakdown of critical infrastructure
4	Rapid and/or sustained inflation
5	Natural disasters and extreme weather events

## Côte d'Ivoire

1	Cost-of-living crisis
2	Debt crises
3	Terrorist attacks
4	Rapid and/or sustained inflation
5	Failure of cybersecurity measures

## Cyprus

1	Rapid and/or sustained inflation
2	Cost-of-living crisis
3	Failure of climate-change adaptation
3	Geoeconomic confrontation
5	Severe commodity supply crises

## Czechia

1	Rapid and/or sustained inflation
2	Severe commodity supply crises
3	Severe commodity price shocks
4	Geopolitical contestation of resources
5	Interstate conflict

## Denmark

1	Breakdown of critical infrastructure
2	Rapid and/or sustained inflation
3	Severe commodity price shocks
4	Geoeconomic confrontation
5	Asset bubble burst

## Dominican Republic

1	Cost-of-living crisis
2	Debt crises
3	Rapid and/or sustained inflation
4	Natural disasters and extreme weather events
5	Severe commodity price shocks

## Ecuador

1	Prolonged economic stagnation
2	Digital inequality
3	Natural disasters and extreme weather events
3	Employment and livelihood crises
5	State collapse

## Egypt

1	Debt crises
2	Rapid and/or sustained inflation
3	Cost-of-living crisis
4	Prolonged economic stagnation
5	Severe commodity price shocks

## El Salvador

1	Debt crises
2	State collapse
3	Cost-of-living crisis
4	Natural disasters and extreme weather events
5	Employment and livelihood crises

## Estonia

1	Severe commodity price shocks
2	Geoeconomic confrontation
3	Interstate conflict
5	Severe commodity supply crises
5	Rapid and/or sustained inflation
5	Cost-of-living crisis

## Finland

1	Geoeconomic confrontation
2	Prolonged economic stagnation
3	Severe commodity price shocks
4	Interstate conflict
4	Rapid and/or sustained inflation

## France

1	Debt crises
2	Severe commodity price shocks
3	Rapid and/or sustained inflation
3	Cost-of-living crisis
3	Erosion of social cohesion

Risk categories

Economic

Environmental

Geopolitical

Societal

Technological

Country	Rank	Risk	Category
Georgia	1	Cost-of-living crisis	Societal
	2	Interstate conflict	Geopolitical
	3	Geoeconomic confrontation	Geopolitical
	3	Digital power concentration	Technological
	5	Rapid and/or sustained inflation	Economic
Guatemala	1	Natural disasters and extreme weather events	Environmental
	2	Collapse of services and public infrastructure	Societal
	3	Prolonged economic stagnation	Economic
	4	State collapse	Geopolitical
	5	Digital inequality	Technological
Hungary	1	Rapid and/or sustained inflation	Economic
	2	Cost-of-living crisis	Societal
	3	Asset bubble burst	Economic
	4	Natural disasters and extreme weather events	Environmental
	4	Breakdown of critical infrastructure	Societal
Germany	1	Rapid and/or sustained inflation	Economic
	2	Severe commodity price shocks	Economic
	3	Interstate conflict	Geopolitical
	4	Severe commodity supply crises	Economic
	4	Geopolitical contestation of resources	Geopolitical
Honduras	1	Rapid and/or sustained inflation	Economic
	2	Natural disasters and extreme weather events	Environmental
	3	State collapse	Geopolitical
	4	Employment and livelihood crises	Societal
	5	Cost-of-living crisis	Societal
India	1	Digital inequality	Technological
	2	Geopolitical contestation of resources	Geopolitical
	3	Cost-of-living crisis	Societal
	4	Debt crises	Economic
	5	Natural disasters and extreme weather events	Environmental
Ghana	1	Debt crises	Economic
	2	Cost-of-living crisis	Societal
	3	Human-made environmental damage	Environmental
	4	Employment and livelihood crises	Societal
	5	Failure of cybersecurity measures	Technological
Hong Kong SAR, China	1	Geoeconomic confrontation	Geopolitical
	2	Prolonged economic stagnation	Economic
	3	Asset bubble burst	Economic
	4	Cost-of-living crisis	Societal
	5	Infectious diseases	Environmental
Indonesia	1	Debt crises	Economic
	2	Interstate conflict	Geopolitical
	2	Rapid and/or sustained inflation	Economic
	4	Digital inequality	Technological
	5	Geopolitical contestation of resources	Geopolitical
Greece	1	Cost-of-living crisis	Societal
	2	Severe commodity price shocks	Economic
	2	Rapid and/or sustained inflation	Economic
	4	Debt crises	Economic
	5	Interstate conflict	Geopolitical
	5	Geoeconomic confrontation	Geopolitical
	5	Geoeconomic confrontation	Geopolitical
Hungary	1	Rapid and/or sustained inflation	Economic
	2	Infectious diseases	Environmental
	3	Geoeconomic confrontation	Geopolitical
	4	Cost-of-living crisis	Societal
	5	Natural disasters and extreme weather events	Environmental
5	Severe commodity price shocks	Economic	
Ireland	1	Rapid and/or sustained inflation	Economic
	2	Cost-of-living crisis	Societal
	3	Geoeconomic confrontation	Geopolitical
	4	Severe commodity price shocks	Economic
	5	Failure of climate-change adaptation	Environmental

Risk categories | Economic | Environmental | Geopolitical | Societal | Technological

## Israel

1	Cost-of-living crisis
2	Terrorist attacks
3	Interstate conflict
4	Geoeconomic confrontation
5	Asset bubble burst

## Jordan

1	Debt crises
2	Severe commodity supply crises
2	Cost-of-living crisis
4	Severe commodity price shocks
5	Employment and livelihood crises

## Kuwait

1	Rapid and/or sustained inflation
1	Cost-of-living crisis
3	Severe commodity price shocks
4	Human-made environmental damage
4	Interstate conflict

## Italy

1	Debt crises
2	Interstate conflict
2	Rapid and/or sustained inflation
4	Failure of climate-change adaptation
5	Asset bubble burst

## Kazakhstan

1	Geoeconomic confrontation
2	Rapid and/or sustained inflation
3	Geopolitical contestation of resources
4	Interstate conflict
5	Severe commodity price shocks

## Kyrgyzstan

1	Interstate conflict
2	Debt crises
3	State collapse
4	Severe commodity supply crises
5	Infectious diseases

## Jamaica

1	Rapid and/or sustained inflation
2	Cost-of-living crisis
3	Natural disasters and extreme weather events
4	Proliferation of illicit economic activity
5	Severe commodity price shocks

## Kenya

1	Debt crises
2	Cost-of-living crisis
3	Employment and livelihood crises
4	Geopolitical contestation of resources
5	Failure of climate-change adaptation

## Lao PDR

1	Rapid and/or sustained inflation
2	Severe commodity price shocks
3	Infectious diseases
4	Cost-of-living crisis
5	Employment and livelihood crises

## Japan

1	Geoeconomic confrontation
2	Natural disasters and extreme weather events
3	Prolonged economic stagnation
4	Severe commodity price shocks
5	Geopolitical contestation of resources

## Kosovo

1	Human-made environmental damage
1	Rapid and/or sustained inflation
1	Cost-of-living crisis
4	Geoeconomic confrontation
5	Failure of cybersecurity measures
5	Digital inequality

## Latvia

1	Rapid and/or sustained inflation
2	Interstate conflict
3	Cost-of-living crisis
4	Employment and livelihood crises
5	Debt crises

Risk categories

Economic

Environmental

Geopolitical

Societal

Technological



Country	Rank	Risk	Risk Category
<b>Lesotho</b>	1	Geopolitical contestation of resources	Geopolitical
	2	Collapse of services and public infrastructure	Societal
	3	Digital inequality	Technological
	4	Collapse of a systemically important industry	Geopolitical
	5	Proliferation of illicit economic activity	Societal
<b>Liberia</b>	1	Cost-of-living crisis	Societal
	2	Rapid and/or sustained inflation	Economic
	3	Prolonged economic stagnation	Economic
	4	Employment and livelihood crises	Societal
	5	Proliferation of illicit economic activity	Societal
<b>Lithuania</b>	1	Severe commodity price shocks	Economic
	2	Interstate conflict	Geopolitical
	3	Rapid and/or sustained inflation	Economic
	4	Geoeconomic confrontation	Geopolitical
	5	Severe commodity supply crises	Economic
<b>Luxembourg</b>	1	Rapid and/or sustained inflation	Economic
	2	Cost-of-living crisis	Societal
	3	Severe commodity price shocks	Economic
	4	Severe commodity supply crises	Economic
	5	Geoeconomic confrontation	Geopolitical
<b>Malawi</b>	1	Debt crises	Economic
	2	Cost-of-living crisis	Societal
	3	Prolonged economic stagnation	Economic
	4	Rapid and/or sustained inflation	Economic
	5	Failure of climate-change adaptation	Environmental
<b>Malaysia</b>	1	Cost-of-living crisis	Societal
	2	Rapid and/or sustained inflation	Economic
	3	Debt crises	Economic
	4	Geoeconomic confrontation	Geopolitical
	5	Human-made environmental damage	Environmental
<b>Mali</b>	1	Geopolitical contestation of resources	Geopolitical
	2	Employment and livelihood crises	Societal
	3	Geoeconomic confrontation	Geopolitical
	4	Terrorist attacks	Societal
	5	Breakdown of critical infrastructure	Technological
<b>Malta</b>	1	Cost-of-living crisis	Societal
	2	Human-made environmental damage	Environmental
	3	Rapid and/or sustained inflation	Economic
	4	Severe commodity price shocks	Economic
	5	Digital inequality	Technological
<b>Mauritius</b>	1	Cost-of-living crisis	Societal
	2	Debt crises	Economic
	3	Rapid and/or sustained inflation	Economic
	4	Natural disasters and extreme weather events	Environmental
	5	Severe commodity price shocks	Economic
<b>Mexico</b>	1	Rapid and/or sustained inflation	Economic
	2	Proliferation of illicit economic activity	Societal
	2	Prolonged economic stagnation	Economic
	4	State collapse	Geopolitical
	4	Erosion of social cohesion	Societal
<b>Mongolia</b>	1	Debt crises	Economic
	2	Human-made environmental damage	Environmental
	3	Geoeconomic confrontation	Geopolitical
	4	Employment and livelihood crises	Societal
	5	Interstate conflict	Geopolitical
<b>Montenegro</b>	1	Cost-of-living crisis	Societal
	2	Geoeconomic confrontation	Geopolitical
	3	Prolonged economic stagnation	Economic
	4	Failure of climate-change adaptation	Environmental
	5	Human-made environmental damage	Environmental
<b>Morocco</b>	1	Cost-of-living crisis	Societal
	2	Rapid and/or sustained inflation	Economic
	2	Severe commodity price shocks	Economic
	4	Severe commodity supply crises	Economic
	5	Debt crises	Economic

Risk categories

Economic

Environmental

Geopolitical

Societal

Technological

**Namibia**

1	Debt crises
2	Cost-of-living crisis
3	Employment and livelihood crises
5	Failure of climate-change adaptation
5	Prolonged economic stagnation
5	Digital inequality

**Nigeria**

1	Terrorist attacks
2	Debt crises
3	Cost-of-living crisis
4	Severe commodity supply crises
5	Rapid and/or sustained inflation
5	Employment and livelihood crises

**Panama**

1	Employment and livelihood crises
2	Debt crises
3	Digital inequality
4	Cost-of-living crisis
5	Proliferation of illicit economic activity
5	Rapid and/or sustained inflation

**Nepal**

1	Geopolitical contestation of resources
2	Debt crises
3	Human-made environmental damage
4	Natural disasters and extreme weather events
5	Digital inequality

**North Macedonia**

1	Cost-of-living crisis
2	Debt crises
3	Human-made environmental damage
4	Rapid and/or sustained inflation
5	Prolonged economic stagnation

**Paraguay**

1	Prolonged economic stagnation
2	Collapse of services and public infrastructure
2	Digital inequality
4	Natural disasters and extreme weather events
5	State collapse

**Netherlands**

1	Failure of climate-change adaptation
2	Rapid and/or sustained inflation
3	Geoeconomic confrontation
3	Geopolitical contestation of resources
5	Cost-of-living crisis

**Oman**

1	Debt crises
2	Natural disasters and extreme weather events
3	Severe commodity price shocks
3	Cost-of-living crisis
5	Geopolitical contestation of resources
5	Proliferation of illicit economic activity

**Peru**

1	State collapse
2	Digital inequality
3	Rapid and/or sustained inflation
4	Proliferation of illicit economic activity
5	Employment and livelihood crises

**New Zealand**

1	Cost-of-living crisis
2	Rapid and/or sustained inflation
3	Natural disasters and extreme weather events
4	Asset bubble burst
5	Debt crises

**Pakistan**

1	Digital power concentration
2	Failure of cybersecurity measures
3	Rapid and/or sustained inflation
4	Debt crises
5	State collapse

**Philippines**

1	Natural disasters and extreme weather events
2	Debt crises
3	Rapid and/or sustained inflation
4	Misinformation
5	Geopolitical contestation of resources

Risk categories

Economic

Environmental

Geopolitical

Societal

Technological

Poland	Rwanda	Sierra Leone
1 Rapid and/or sustained inflation	1 Rapid and/or sustained inflation	1 Cost-of-living crisis
2 Breakdown of critical infrastructure	1 Cost-of-living crisis	2 Rapid and/or sustained inflation
3 Geoeconomic confrontation	3 Severe commodity price shocks	3 Debt crises
4 Employment and livelihood crises	4 Natural disasters and extreme weather events	4 Natural disasters and extreme weather events
5 Interstate conflict	5 Interstate conflict	4 State collapse
		4 Employment and livelihood crises
		4 Digital inequality
Portugal	Saudi Arabia	Singapore
1 Rapid and/or sustained inflation	1 Cost-of-living crisis	1 Geoeconomic confrontation
2 Cost-of-living crisis	2 Interstate conflict	2 Rapid and/or sustained inflation
3 Debt crises	3 Rapid and/or sustained inflation	3 Severe commodity supply crises
4 Severe commodity price shocks	4 Severe commodity price shocks	4 Severe commodity price shocks
5 Prolonged economic stagnation	4 Breakdown of critical infrastructure	5 Cost-of-living crisis
	4 Failure of cybersecurity measures	
Qatar	Senegal	Slovakia
1 Cost-of-living crisis	1 Cost-of-living crisis	1 Rapid and/or sustained inflation
2 Natural disasters and extreme weather events	2 Debt crises	2 Severe commodity price shocks
2 Geoeconomic confrontation	2 Employment and livelihood crises	3 Severe commodity supply crises
4 Geopolitical contestation of resources	4 Rapid and/or sustained inflation	4 Asset bubble burst
4 Severe commodity price shocks	5 Severe commodity supply crises	4 Interstate conflict
4 Rapid and/or sustained inflation		
4 Failure of cybersecurity measures		
Romania	Serbia	Slovenia
1 Rapid and/or sustained inflation	1 Geoeconomic confrontation	1 Severe commodity price shocks
2 Geoeconomic confrontation	1 Severe commodity price shocks	2 Geoeconomic confrontation
3 Interstate conflict	3 Interstate conflict	3 Rapid and/or sustained inflation
4 Severe commodity price shocks	4 Cost-of-living crisis	4 Severe commodity supply crises
4 Cost-of-living crisis	5 Asset bubble burst	5 Geopolitical contestation of resources
	5 Severe commodity supply crises	

Risk categories Economic Environmental Geopolitical Societal Technological

## South Africa

1	State collapse
2	Debt crises
2	Collapse of services and public infrastructure
2	Cost-of-living crisis
5	Employment and livelihood crises

## South Korea

1	Rapid and/or sustained inflation
2	Proliferation of illicit economic activity
3	Severe commodity supply crises
3	Severe commodity price shocks
5	Asset bubble burst
5	Debt crises

## Spain

1	Rapid and/or sustained inflation
2	Debt crises
3	Cost-of-living crisis
4	Employment and livelihood crises
5	Geopolitical contestation of resources
5	Proliferation of illicit economic activity

## Sri Lanka

1	Debt crises
2	Cost-of-living crisis
3	State collapse
3	Rapid and/or sustained inflation
5	Severe commodity supply crises

## Sweden

1	Rapid and/or sustained inflation
2	Cost-of-living crisis
3	Debt crises
4	Failure of climate-change adaptation
5	Terrorist attacks
5	Geoeconomic confrontation
5	Collapse of a systemically important industry

## Switzerland

1	Severe commodity price shocks
2	Severe commodity supply crises
3	Geoeconomic confrontation
3	Rapid and/or sustained inflation
5	Natural disasters and extreme weather events
5	Geopolitical contestation of resources
5	Breakdown of critical infrastructure through cyber attacks

## Taiwan, China

1	Geoeconomic confrontation
2	Rapid and/or sustained inflation
3	Infectious diseases
4	Natural disasters and extreme weather events
4	Severe commodity price shocks

## Thailand

1	Debt crises
2	Cost-of-living crisis
3	Human-made environmental damage
4	Digital inequality
5	Geoeconomic confrontation

## Trinidad and Tobago

1	Cost-of-living crisis
2	Digital inequality
3	Severe commodity supply crises
3	Rapid and/or sustained inflation
5	Widespread youth disillusionment

## Tunisia

1	Debt crises
2	State collapse
3	Severe commodity supply crises
4	Cost-of-living crisis
5	Rapid and/or sustained inflation

## Türkiye

1	Rapid and/or sustained inflation
2	Employment and livelihood crises
3	Interstate conflict
4	Severe commodity supply crises
5	Debt crises
5	Severe commodity price shocks

## Ukraine

1	Severe commodity supply crises
2	Interstate conflict
3	Large-scale involuntary migration
3	Failure of cybersecurity measures
5	Automation and displacement of jobs

Risk categories

Economic

Environmental

Geopolitical

Societal

Technological

**United Arab Emirates**

1	Cost-of-living crisis
2	Rapid and/or sustained inflation
3	Severe commodity price shocks
4	Geopolitical contestation of resources
5	Geoeconomic confrontation
5	Failure of cybersecurity measures

**United Kingdom of Great Britain**

1	Cost-of-living crisis
2	Debt crises
3	Rapid and/or sustained inflation
4	Failure of climate-change adaptation
5	Terrestrial biodiversity loss and ecosystem collapse
5	Interstate conflict
5	Asset bubble burst

**United Republic of Tanzania**

1	Rapid and/or sustained inflation
2	Debt crises
3	Employment and livelihood crises
4	Geopolitical contestation of resources
4	Cost-of-living crisis

**United States of America**

1	Debt crises
2	Rapid and/or sustained inflation
3	Geoeconomic confrontation
4	Cost-of-living crisis
5	Failure of climate-change adaptation

**Uruguay**

1	Severe commodity price shocks
2	Rapid and/or sustained inflation
3	Prolonged economic stagnation
3	Cost-of-living crisis
5	Automation and displacement of jobs

**Venezuela (Bolivarian Republic of)**

1	Severe commodity supply crises
2	Collapse of services and public infrastructure
3	State collapse
3	Rapid and/or sustained inflation
5	Geoeconomic confrontation
5	Prolonged economic stagnation
5	Digital inequality

**Viet Nam**

1	Rapid and/or sustained inflation
2	Infectious diseases
3	Geopolitical contestation of resources
4	Natural disasters and extreme weather events
5	Failure of cybersecurity measures

**Yemen**

1	Severe commodity supply crises
2	Collapse of services and public infrastructure
3	State collapse
4	Breakdown of critical infrastructure
5	Proliferation of illicit economic activity

**Zambia**

1	Debt crises
2	Cost-of-living crisis
3	Failure of climate-change adaptation
4	Geopolitical contestation of resources
5	Failure of climate-change mitigation

**Zimbabwe**

1	Rapid and/or sustained inflation
2	Cost-of-living crisis
3	Geoeconomic confrontation
4	Collapse of services and public infrastructure
5	Severe commodity supply crises

Risk categories Economic Environmental Geopolitical Societal Technological



# Partner Institutes

The World Economic Forum's Centre for the New Economy and Society is pleased to acknowledge and thank the following organizations as its valued Partner Institutes:

## **Albania**

### **Institute for Contemporary Studies, Tirana**

#### **Business University and College**

Helton Cevi, Project Coordinator

Artan Hoxha, President of ISB and Administrator of TBU

Oltjon Valisi, Assistant Project Coordinator

## **Algeria**

### **Centre de Recherche En Economie Appliquée Pour Le Développement - CREAD**

Yacine Belarbi, Director

Khaled Menna, Director of Macroeconomics and Economic Integration

## **Angola**

### **Jobartis**

João Freitas, Country Manager

Luis Verdeja, Director

## **Argentina**

### **IAE Business School, Universidad Austral**

Eduardo Fracchia, Director of Academic Department of Economics

Martin Calveira, Research Economist

## **Armenia**

### **Economy and Values Research Center**

Sevak Hovhannisyan, Board Member and Senior Associate

## **Australia, Belgium, Canada, Indonesia, Italy, Sweden, United Kingdom, United States**

### **Dynata**

Thomas Huff, Senior Project Manager

Steffen Bott, Vice President, Sales

Valentyna Chuikina, Associate Account Director

## **Austria**

### **Austrian Institute of Economic Research - WIFO**

Gabriel Felbermayr, Director

Michael Peneder, Project Lead

Alexandros Charos, Survey Expert

## **Bahamas, The**

### **The Government and Public Policy Institute,**

#### **University of the Bahamas**

Zhivargo Laing, Executive Director

Jeannie D. Gibson, Policy Assistant

## **Bahrain**

### **Bahrain Economic Development Board**

Khalid Humaidan, Chief Executive

Nada Al-Saeed, Executive Director

Rima AlKilani, Executive Director

Fatema Alatbi, Senior Executive

Sara Ishaq, Senior Executive

## **Bangladesh**

### **Centre for Policy Dialogue - CPD**

Dr Fahmida Khatun, Executive Director

Dr Khondaker Golam Moazzem, Research Director

Ratia Rehnuma, Research Associate

Chowdhury Fariha, Research Intern

## **Barbados**

### **University of West Indies**

Jonathan G. Lashley, Senior Fellow

Don Marshall, Professor

Kenisha Chase, Research Assistant

## **Benin**

### **Institut de Recherche Empirique en Economie Politique - IREEP**

Leonard Wantchekon, President

Stéphanie Houngan, Research Associate

## **Plurinational State of Bolivia, Costa Rica, Dominican Republic, El Salvador, Honduras, Panama**

### **INCAE Business School**

Ronald Arce, Researcher

Enrique Bolaños, President

Octavio Martínez, Director

## **Bosnia and Herzegovina**

### **School of Economics and Business, University of Sarajevo**

Jasmina Selimovic, Dean

Zlatko Lagumdžija, Professor

Amra Kapo, Associate Professor

## **Botswana**

### **Botswana National Productivity Centre**

Letsogile Batsetswe, Research Consultant and Statistician

Zelda Okatch, Information and Research Services Manager

Christopher Diswai, Executive Director

## **Brazil**

### **Fundação Dom Cabral**

Carlos Arruda, Professor of Innovation and Competitiveness

Hugo Tadeu, Professor of Innovation

Miguel Costa, Research Assistant

## **Bulgaria**

### **Center for Economic Development**

Maria Prohaska, Director

Ivalina Simeonova, Project Manager

## **Cambodia**

### **Nuppun Research and Consulting Co., Ltd**

Pisey Khin, Director  
Chanthan Tha, Researcher  
Dalen Vyla, Research Assistant

## **Cameroon**

### **Compétitivité Cameroon**

Hermann Fotie Ii, Permanent Secretary  
Tanankem Belmondo Voufo, Expert Investment  
Climate  
Jean Baptiste Nsoe Nkouli, Competitiveness  
Observatory Expert

## **Cambodia**

### **Nuppun Research and Consulting Co., Ltd**

Khin Pisey, Managing Director  
Pong Vanny, Researcher  
Kimhong Sin, Research Assistant

## **Cape Verde**

### **INOVE Research**

Frantz Tavares, Chief Executive Officer  
Jerónimo Freire, Project Manager  
Júlio Delgado, Director

## **Chad**

### **Groupe de Recherches Alternatives Et de Monitoring Du Projet Pétrole-Tchad-Cameroun**

Simael Mbairassem, Economist in charge of  
Research and Public Policies  
Maoundonodji Gilbert, Managing Director

## **Chile**

### **School of Government, University Adolfo Ibañez**

Carolina Apablaza, Director  
Patricio Aroca, Professor  
Isabella Cuneo, Doctoral Student

## **China**

### **Dataway Horizon**

Lingling Qiao, General Manager  
Yuming Zhi, Research Director  
Zhuyu Yao, Senior Project Manager

## **Colombia**

### **National Planning Department of Colombia Consejo Privado de Competitividad**

Jorge Ivan Gonzalez, General Director, Department  
of National Planning  
Camilo Rivera Perez, Technical Director, Innovation  
and Private Sector Development  
Sara Patricia Rivera, Adviser, Innovation and Private  
Sector Development

## **Congo, Democratic Republic of**

### **Congo-Invest Consulting**

Teza Bila Minlangu, Administrator  
Faila Tabu Ngandi, Managing Director  
Bertin Muderhwa, Head of Service in charge  
of Studies and Statistics at the Federation of  
Businesses of Congo

## **Côte d'Ivoire**

### **Centre de Promotion des Investissements en Côte D'ivoire - CEPICI**

Solange Amichia, CEO

Ramatou Fall, Director of Business Climate  
Simon Meledje, Head of Planning and Monitoring  
Bernadine Yeblo N'Guessan, Research officer

## **Cyprus**

### **Cyprus Employers and Industry Confederation - OEB**

Antonis Frangoudis, Director Business Development  
and Economic Affairs Department

### **Bank of Cyprus**

Kyriacos Antoniou, Governance Officer  
Andreas Alexandrou, Manager Strategy and  
Customer Insights

## **Czech Republic**

### **CMC Graduate School of Business**

Tomáš Janča, Executive Director

## **Denmark**

### **Danish Technological Institute**

Stig Yding Sørensen, Senior Specialist  
Andreas Bjerre Lunkeit, Consultant

## **Ecuador**

### **ESPAE Graduate School of Management - ESPOL**

Sara Wong, Professor  
Tania Tenesaca, Project Coordinator  
Xavier Ordeñana, Dean  
Jack Zambrano, Research Assistant

## **Egypt**

### **Egyptian Center for Economic Studies - ECES**

Abla Abdel Latif, Executive Director, and Director of  
Research  
Salma Bahaa El Din, Senior Economist  
Ahmed Maged, Research Assistant  
Hossam Khater, Research Assistant  
Mohamed Khater, Research Assistant

## **Estonia**

### **Estonian Institute of Economic Research -EKI**

Marje Josing, Director

## **Finland**

### **ETLA Research Institute of the Finnish Economy**

Aki Kangasharju, Managing Director  
Päivi Puonti, Head of Forecasting  
Ville Kaitila, Researcher

## **France**

### **Business France**

RCassagnes Louise, Economist  
Marcias Manuel, Head of Service : Economic studies

## **Georgia**

### **TSU Center for Analysis and Forecasting**

Vakhtang Charaia, Director  
Otar Anguridze, Head of the Board  
Shota Gulbani, Expert  
Mariam Lashkhi, Project Manager  
Mamuka Tsereteli, Expert

**Germany**  
**Institute for Innovation and Technology within the VDI/VDE Innovation + Technik GmbH**  
Michael Nerger, Project Leader

**Ghana**  
**Association of Ghana Industries**  
Yaw Adu-Gyamfi, President  
Seth Twum-Akwaboah, Chief Executive Officer  
John Defor, Director, Policy and Research

**Greece**  
**SEV Hellenic Federation of Enterprises**  
Michael Mitsopoulos, Director - Business Environment and Regulatory Affairs  
Athanasios Printsipas, Senior Advisor - SEV Business Council for Sustainable Development

**Guatemala**  
**FUNDESA**  
Juan Carlos Paiz, President of the Board of Directors  
Juan Carlos Zapata, Chief Executive Officer  
Fernando Spross, Associate Researcher  
Priscilla González, Corporate Affairs Coordinator

**Hong Kong SAR, China**  
**Hong Kong General Chamber of Commerce**  
Simon Ngan, Director, Policy and Research  
Wilson Chong, Senior Economist

**Hungary**  
**KOPINT-TÁRKI Economic Research Ltd**  
Peter Vakhai, Senior Research Associate  
Éva Palócz, CEO

**Iceland**  
**The Icelandic Centre for Future Studies**  
Karl Friðriksson, Manager Director

**India**  
**LeadCap Knowledge Solutions Pvt Ltd - LeadCap Ventures**  
Sangeeth Varghese, Managing Director and CEO  
Vidyadhar Prabhudesai, Director and COO

**Ireland**  
**Irish Business and Employers Confederation - IBEC**  
Geraldine Anderson, Head of Research

**Israel**  
**Manufacturers' Association of Israel - MAI**  
Ron Tomer, President  
Ruby Ginel, CEO  
Dan Catarivas, General Manager, Foreign Trade and International Relations Division  
Itai Nakash, Deputy General Manager, Foreign Trade and International Relations Division

**Jamaica**  
**Mona School of Business and Management - MSBM, The University of the West Indies, Mona**  
David McBean, Executive Director  
Franklin Johnston, Director  
Yvette Cameron-Harris, Project Administrator  
**Jamaica Promotions Corporation - JAMPRO**

Shulette Cox, Vice President, Research, Advocacy, and Project Implementation  
**National Competitiveness Council Jamaica**  
Sharifa Powell, Consultant Project Manager

**Japan**  
**Waseda University**  
Jusuke Ikegami, Professor  
Mitsuyo Tsubayama, Coordinator  
Shoko Miya, Coordinator

**Jordan**  
**Ministry of Planning and International Cooperation of Jordan**  
Hadram Al Fayes, Director  
Ghada Issa, Head of Competitiveness Division  
Thamer Masarweh, Researcher

**Kazakhstan**  
**Center for Strategic Initiatives LPP**  
Olzhas Khudaibergenov, Senior Partner  
Yerbol Tulegenov, Associate Partner  
Symbat Aliaskarova, Consultant

**Kenya**  
**University of Nairobi**  
Karuti Kanyinga, Research Professor and Director, IDS  
Vincent Mugo, Project Assistant IDS  
Paul Kamau, Associate Research Professor, IDS

**Kosovo\*, North Macedonia**  
**Economic Chamber of North-West Macedonia**  
Drlon Iseni, Executive Director  
Durim Zekiri, Operations Manager  
Miranda Ajdini, Legal associate

**Kuwait**  
**Kuwait University**  
Fahad Al-Rashid, Committee Chair  
Adel Al-Husainan, Committee Member  
Majed Jamal Al-Deen, Committee Member

**Kyrgyzstan**  
**Economic Policy Institute**  
Marat Tazabekov, Chairman  
Lola Abduhametova, Coordinator  
Irina Kandybko, Manager

**Lao PDR**  
**Enterprise and Development Consultants Co. Ltd - EDC**  
Buakhai Phimmavong, Managing Partner  
Thipphasone Inthachack, Office administrator

**Latvia**  
**Stockholm School of Economics in Riga**  
Arnis Sauka, Head of the Centre for Sustainable Development

**Lesotho**  
**Private Sector Foundation of Lesotho - PSFL**  
Thabo Qhesi, CEO  
Bokang Tsoanamatsie, Public Relations Officer  
Qothoase Khofane, Researcher

**Liberia, Sierra Leone**  
**QQRDOTCOM Limited - GQR**  
Omodele Jones, Chief Executive Officer

**Lithuania**  
**Innovation Agency Lithuania**  
Jone Kalendiene, Head of Research and Analysis Division  
Irena Karelina, Analyst

**Luxembourg**  
**Luxembourg Chamber of Commerce**  
Christel Chatelain, Director of the Economic Affairs Department  
Jean-Baptiste Nivet, Sr Economist  
Sidonie Paris, Economist

**Malawi**  
**Malawi Confederation of Chambers of Commerce and Industry**  
Chancellor Kaferapanjira, Chief Executive  
Madalitso Kazembe, Director, Business Environment and Policy Advocacy  
Manfred Maguru, Economic Analyst  
Chancy Mkandawire, Economic Analyst

**Malaysia**  
**Malaysia Productivity Corporation**  
Dato' Abdul Latif Abu Seman, Director General  
Zahid Ismail, Deputy Director General  
Dr Mazrina Mohamed Ibramsah, Deputy Director General  
Wan Fazlin Nadia Wan Osman, Director

**Mali**  
**Mali Applied and Theoretical Economics Research Group - GREAT**  
Massa Coulibaly, Executive Director  
Wélé Fatoumata Binta Sow, Researcher  
Badiégué Diallo, Administrative and Financial Assistant

**Malta**  
**Competitive Malta - Foundation for National Competitiveness**  
Adrian Said, Associate  
Matthew Castillo, Associate

**Mauritius**  
**Economic Development Board**  
Sanroy Seechurn, Head of Department  
Ken Poonosamy, CEO  
Dooshala Ramjutun-Ramlaul, Manager

**Mexico**  
**Instituto Mexicano para la Competitividad - IMCO**  
Valeria Moy, General Director  
Ivania Mazari, Program Manager  
**Ministry of the Economy**  
Jorge Eduardo Arreola Cavazos, General Director for Competitiveness and Competition  
Carlos Rubén Altamirano Márquez, Director  
Fernando Tonatiuh Parra Calvo, Underdirector for Competitiveness

**Mongolia**  
**Open Society Forum - OSF**  
Erdenejargal Perenlei, Executive Director  
Oyunbadam Davaakhuu, Program Manager

**Montenegro**  
**The Institute for Strategic Studies and Prognoses - ISSP**  
Maja Drakic Grgur, Project Coordinator  
Veselin Vukotic, President

**Morocco**  
**The Policy Centre for the New South**  
Dr Karim El Aynaoui, Executive President  
Asmaa Tahraoui, Senior Knowledge Manager  
Abdelaaziz Ait Ali, Head Economics Research Department

**Mozambique**  
**African Centre for Economic Transformation (ACET)**  
John Asafu Adjaye, Senior Fellow - Economic Management and Governance Program  
Edward Brown, Senior Director, Research & Policy Engagements  
**Confederation of Business Associations of Mozambique**  
Roque Magaia, Economist

**Namibia**  
**Institute for Public Policy Research - IPPR**  
Ndapunikwa Fikameni, Research Associate  
Salmi Shigwedha, Research Associate  
Graham Hopwood, Director

**Nepal**  
**Competitiveness and Development Institute - CODE**  
Dr Ramesh C. Chitrakar, Project Director/ Country Coordinator  
Abhinandan Baniya, Associate Team Member  
Menaka Shrestha, Team Member

**Netherlands**  
**Amsterdam Centre for Business Innovation, University of Amsterdam**  
Henk Volberda, Director and Professor  
Kevin Heij, Senior Innovation Researcher  
Pieter van den Brink, Research Assistant  
Nina Versluijs, Research Assistant  
Jochem Bouman, Research Assistant

**New Zealand**  
**BusinessNZ**  
Kirk Hope, CEO  
Kathryn Asare, Manager Communications

**Nigeria**  
**Nigerian Economic Summit Group - NESG**  
Laoye Jaiyeola, Chief Executive Officer  
Dr Olusegun Omisakin, Director of Research and Development  
Sodik Olofin, Economist

## **Oman**

### **National Competitiveness Office - NCO**

Dr Salim Abdullah Al Shaikh, Acting Chief of NCO  
Juhaina Saleh Al Balushi, Economic Researcher  
Jawaher Sultan Al Habsi, Business Analyst

## **Pakistan**

### **Mishal Pakistan**

Amir Jahangir, Chief Executive Officer  
Puruesh Chaudhary, Director  
Amna Sabahat Bhutta, Director

## **Paraguay**

### **Paraguayan Foundation for Cooperation and Development**

Martin Burt, CEO  
Luis Fernando Sanabria, CEO  
Sol Urbieto, Management Assistant

## **Peru**

### **Industrial Development Center of the National Society of Industries**

Luis Tenorio, Executive Director  
Maria Elena Baraybar, Project Assistant  
Benoni Sanchez, Head of Systems

## **Philippines**

### **Makati Business Club - MBC**

Roxanne Lu, Programs Director  
Trisha Teope, Foreign Programs Officer

## **Poland**

### **National Bank of Poland**

Piotr Boguszewski, Economic Advisor  
Piotr Szpunar, Director

## **Portugal**

### **Business Administrators Forum - FAE**

Paulo Carmona, President  
Mariana Marques dos Santos, Member of the Board  
**PROFORUM Association for the Development of Engineering**  
Ilidio De Ayala Serôdio, Vice-President  
Helena Roquette, Secretary

## **Qatar**

### **Qatari Businessmen Association - QBA Social and Economic Survey Research Institute, Qatar University**

Issa Abdull Salam Abu Issa, Secretary General  
Sarah Abdallah, Deputy General Manager  
Maria Jusay, Executive Secretary  
Prof. Kaltham Al Ghanim, Director, Social and Economic Survey Research Institute  
Raymond Carasig, Senior Survey Support Specialist

## **Romania**

### **Association for Women Entrepreneurship Development - ADAF The Chamber of Commerce and Industry of Romania**

Rotaru Cornelia, President  
Rotaru Gela, Business Analyst  
Savu Cristina, Communication Expert

## **Rwanda**

### **Rwanda Development Board**

Delphine Uwase, Ag. Head of Strategy and Competitiveness Department  
Kennedy Kalisa, Strategy Analyst  
Richard Kayibanda, Ag. Chief Strategy and Compliance Officer

## **Saudi Arabia**

### **Alfaisal University**

Mohammed Kafaji, Vice Dean for Quality Assurance and Accreditation  
**National Competitiveness Centre**  
Eiman Habbas Al-Mutairi, CEO of the National Competitiveness Centre  
Waleed Al-Rudaian, Deputy CEO of the National Competitiveness Centre  
Salman Al-Tukhaifi, General manager  
Abdulrahman M. Al-Ghamdi, Project Manager

## **Senegal**

### **Université Cheikh Anta Diop of Dakar**

Thierno Thioune, Directeur du Centre de Recherches Economiques Appliquées

## **Serbia**

### **Foundation for the Advancement of Economics - FREN**

Aleksandar Radivojević, Coordinator  
Dejan Molnar, Director

## **Singapore**

### **Singapore Economic Development Board**

Cheng Wai San, Director and Head  
Teo Xinyu, Executive Officer, Senior

## **Slovakia**

### **Business Alliance of Slovakia - PAS**

Peter Serina, Executive Director  
Robert Kičina, Member of the Board

## **Slovenia**

### **Institute for Economic Research**

Peter Stanovnik, Professor  
Sonja Uršič, Senior Research Assistant  
**University of Ljubljana, Faculty of Economics**  
Mateja Drnovšek, Full Professor

## **South Africa**

### **Business Unity South Africa**

Tyson Thamsanqa Sibanda, Economic Policy Manager  
Olivier Serrao, Economic Policy Executive Director  
Cas Coovadia, Chief Executive Officer

## **South Korea**

### **Korea Development Institute**

Inho Song, Executive Director, Economic Information and Education Center  
Joohee Cho, Head, Public Opinion Analysis Unit  
Boyoung Han, Senior Research Associate, Public Opinion Analysis Unit



## Spain

### IESE Business School

Pascual Berrone, Professor, Director of the International Center for Competitiveness  
María Luisa Blázquez, Research Associate

## Sri Lanka

### Institute of Policy Studies of Sri Lanka - IPS

Kithmina Hewage, Research Economist  
Tharindu Udayanga, Research Assistant

## Switzerland

### University of St.Gallen, Center for Financial Services Innovation

Tobias Trütsch, Managing Director

## Taiwan, China

### Taiwan Institute of Economic Research

Chen, Yi-Man, Research Fellow  
Tsuo, I-Chun, Assistant Research Fellow

## Tanzania

### REPOA Ltd

Donald Mmari, Executive Director  
Lucas Katera, Director of Collaborations and Capacity Building  
Cornel Jahari, Researcher and Field Manager

## Thailand

### Chulalongkorn Business School

Kanyarat (Lek) Sanoran, Assistant Professor and Assistant Dean at Dean's Office  
Wilert Puriwat, Professor and Dean  
Nat Kulvanich, Assistant Professor

## Trinidad and Tobago

### Arthur Lok Jack Global School of Business

Raynardo Hassanally, Alumni Relations Coordinator  
Balraj Kistow, Programme Director  
Ron Sookram, Academic Coordinator

## Tunisia

### Institut Arabe des Chefs d'Entreprises

Majdi Hassen, Executive Director  
Hager KARAA, Head of Studies Department

## Türkiye

### TÜSIAD, Sabanci University Competitiveness Forum - REF

Esra Durceylan Kaygusuz, Director  
Sezen Uğurlu Sum, Project Specialist

## Ukraine

### CASE Ukraine, Center for Social and Economic Research

Dmytro Boyarchuk, Executive Director  
Vladimir Dubrovskiy, Leading Economist  
Oksana Kuziakiv, Senior Adviser

## United Arab Emirates

### Federal Competitiveness and Statistics Centre

Hanan Ahli, Director General of Federal Competitiveness and Statistics Centre  
Rashed Abdulkarim Al Blooshi, Undersecretary of Department of Economic Development, Abu Dhabi  
Hend Abdulla, Analyst

## Uruguay

### Universidad ORT Uruguay

Isidoro Hodara, Professor  
Bruno Gili, Professor  
Federico Monetti, Professor

## Bolivarian Republic of Venezuela

### Venezuelan Council for Investment Promotion

Jennyn Osorio, Economics Affairs Manager  
Jorge García, Business Intelligence Manager

## Viet Nam

### Ho Chi Minh City Institute for Development Studies - HIDS

Tran Hoang Ngan, Director  
Trieu Thanh Son, Head of Rereach Management  
Nguyen Manh Quan, Researcher

## Yemen

### Yemeni Business Club - YBC

Fathi Abdulwase Hayel Saeed, Chairman  
Ghadeer Ahmed Almaqhafi, Executive Director  
Safa Abdullah Alsayaghi, Projects Manager

## Zambia

### University of Zambia

Joseph Simbaya, Director  
Chitalu Chama Chiliba, Assistant Director and Senior Research Fellow  
Patricia Funjika, Research Fellow

## Zimbabwe

### National Competitiveness Commission

Phillip Phiri, Executive Director  
Brighton Shayanewako, Director, Competitiveness  
Douglas Muzimba, Chief Economist, International Competitiveness  
Elizabeth Magwaza, Economist

# Acknowledgements

## Contributors

### Sophie Heading

Lead, Global Risks

### Saadia Zahidi

Managing Director, World Economic Forum

At the World Economic Forum, a debt of gratitude is owed to Professor Klaus Schwab (Founder and Executive Chairman) and Børge Brende (President), under whose guidance this report has been produced.

This report has relied heavily on the dedication and expertise of World Economic Forum colleagues: Attilio di Battista, Ellissa Cavaciuti-Wishart, Kateryna Karunska, Kevin Kohler, Ricky Li, Dorsey Lockhart, Gayle Markovitz, Cam Powers, Samuel Werthmüller, and Yann Zopf.

We would like to thank our **Strategic Partners**, Marsh McLennan, and Zurich Insurance Group, and particularly John Doyle (President and Chief Executive Officer, Marsh McLennan) and Mario Greco (Chief Executive Officer, Zurich Insurance Group). Thanks also to Peter Giger (Group Chief Risk Officer, Zurich Insurance Group) and Carolina Klint (Managing Director, Risk Management Leader Continental Europe, Marsh).

Special gratitude is due to John Scott (Head of Sustainability Risks, Zurich Insurance Group) and Richard Smith-Bingham (Executive Director, Marsh McLennan Advantage) for their contributions throughout the planning and drafting of the report.

The report has greatly benefited from the insight and expertise of the members of the **Global Risks Advisory Board**: Rolf Alter (Hertie School of Governance), Gabriella Bucher (Oxfam), Sharan Burrow (International Trade Union Confederation), Winnie Byanyima (UNAIDS), Marie-Valentine Florin (International Risk Governance Center), Charles Godfray (Oxford Martin School), Al Gore (Generation Investment Management), Pascal Lamy (Jacques Delors Institute), Robert Muggah (Igarapé Institute), Moisés Naím (Carnegie Endowment for International Peace), Carlos Afonso Nobre (University of São Paulo), Naomi Oreskes (Harvard University), Jonathan D. Ostry (Georgetown University), Carol Ouko-Misiko (Institute of Risk Management), Eduardo Pedrosa (Pacific Economic Cooperation Council), Danny Quah (National University of Singapore), Daniel Ralph (Cambridge Centre for Risks Studies), Samir Saran (Observer Research Foundation), John Scott (Zurich Insurance Group), Richard Smith-Bingham (Marsh McLennan), Effy Vayena (Swiss Federal Institute of Technology Zurich), Charlotte Warakaulle (CERN), Beatrice Weder di Mauro (Graduate Institute Geneva), Ngaire Woods (University of Oxford) and Alexandra Zapata (New America).

We would also like to thank Salesforce (Justine Moscatello, Director of Customer & Executive Engagement) and Lovelytics for the design of the interactive global risks data visualization.

We also thank our Academic partners: the National University of Singapore, the Oxford Martin School at the University of Oxford and the University of Pennsylvania.

We are grateful to the following individuals from our Strategic Partners and Risk Communities.

**Marsh McLennan:** Amy Barnes, Kate Bravery, Helga Birgden, Rico Brandenburg, Erica Davis, Missy DeAngelis, Bruno Dotti, Liz Elliot, Gunes Ergun, Guillermo Franco, Lorna Friedman, Jason Groves, Kavitha Hariharan, Ben Hoster, Rachel Juay, Marshall Lee, Paul Mee, Luca Moneta, Shilpa Pankaj, Maurizio Quintavalle, Deepakshi Rawat, Graeme Riddell, Nick Salter, Reid Sawyer, Ben Simpfendorfer, Toshin Sequeira, Swenja Surminski, Daniel Tannebaum, and Rupert Watson.

**Zurich Insurance Group:** Paige Adams, Ines Bourbon, Laura Castellano, Matt Holmes, Stefan Kröpfel, Guy Miller, Pavel Osipyants, and Robert Wyse.

**Chief Risk Officers Community:** Fatma Al-Suwaidi (Qatar National Bank), Stacy Allen (Lord Abbott), Christian Bluhm (UBS AG), Brenda Boulton (International Monetary Fund), Manoj Chawla (Emirates NBD), Adam Farber (Boston Consulting Group), Carlo Ferraresi (Generali), Sebastian Fritz-Morgenthal (Bain & Company Inc.), Peter Giger (Zurich Insurance Group), Jan Hansen (Novartis), Arun Hari (Gulf International Bank), Bahare Heywood (Clifford Chance LLP), Alfred Kibe (Mastercard), Giselle Lim (Takeda Pharmaceutical Company), Maria Martinez (McKinsey & Company), Domingo Mirón (Accenture), Jody Myers (US International Development Finance Corporation), Heike Niebergall-Lackner (International Committee of the Red Cross), Fiachre O'Neil (PayPal), Sarah Otte (Deloitte), Deepak Padaki (Infosys Limited), Hanne Raatikainen (Office of the United Nations High Commissioner for Refugees), Nidhi Seksaria (Mahindra Group), Taalib Shah (Barclays), Lakshmi Shyam-Sunder (World Bank), Richard Smith-Bingham (Marsh McLennan), Matthew Snyder (Centene Corporation), Iliyana Tsanova (European Commission), and Jacob van der Blij (GAVI).

A special thanks to experts who contributed to our **thematic consultations:** Cindy Arnsen (The Woodrow Wilson International Center for Scholars), Alison Bewick (Nestlé), Agnes Callamard (Amnesty International), Arne Cartridge (Yara), Era Dabla-Norris (IMF), David Edwards (Education International), Bridget Fawcett (Citi), Luca Gattinni (European Investment Bank), Florence Gaub (European Council), Charles Godfray (Oxford Martin School), Günter Hemrich (FAO), Anne Kreuger (John Hopkins School of Advanced International Studies), Charles North (Global Partnership for Education), Henk Ovink (Netherlands Government), Megan Palmer (Stanford University), Eric Parrado (InterAmerican Development Bank), Dan Rice (Walmart), Olaf Schulz (Nokia), Hersh Shah (Institute of Risk Management), Jen Sovada (SandboxAQ), Christian Spano (International Council of Mining and Metals), Richard Threlfall (KPMG), Andrew Williamson (Huawei Technologies), Ngaire Woods (University of Oxford), Eden Woon (Asian Institute of Technology).

This report has relied on the expertise of our colleagues who contributed to our **thematic consultations:** Silja Baller, Filipe Beato, Emma Benameur, Kimberly Bennet, Felipe Bezamat, Morgan Booher, Kimberley Botwright, Sebastian Backup, Gretchen Bueermann, Diego Bustamante, Kevin Doxzen, Liming Chen, Jaci Eisenberg, Genesis Elhoussein, Kay Firth-Butterfield, Nancy Gillis, Fernando Gomez, Philipp Grosskurth, Guillaume Hingel, Rebecca Ivey, Ariel Kastner, Purushottam Kaushik, Rebecca King, Andrej Kirn, Benjamin Larsen, Espen Mehlum, Kelly McCain, Chido Munyai, Jayant Narayan, Kim Piaget, Jörgen Sandström, David Sangokoya, Miriam Schive, Grigory Shutko, Kristian Teleki, Federico Torti, Tim van den Bergh, Irene Varoli and Eric White.

We are grateful to the following colleagues for their time and help in review: Sean de Cleene, Daniel Dobrygowski, Abdellah Hmamouche, Anis Nassar, Supheakmungkol Sarin, Tania Strauss, Alessandro Valentini, and Priya Vithani.

In addition to those mentioned above, we extend our thanks to the following colleagues: Sakshi Bhatnagar, Beatrice Di Caro, Kateryna Gordiychuk, Jamie Mathew John, Gulipairi Maimaiti, Eoin Ó Cathasaigh, Robin Pomeroy, Vesselina Ratcheva, and Katja Rouru.

**Design and Production:** Thank you to all those involved in the design and production of this year's report: Mike Fisher (editing), Jacopo Poletto (Design), and Beatrice Lattuada (Design).

# WORLD ECONOMIC FORUM



---

COMMITTED TO  
IMPROVING THE STATE  
OF THE WORLD

The World Economic Forum, committed to improving the state of the world, is the International Organization for Public-Private Cooperation.

The Forum engages the foremost political, business and other leaders of society to shape global, regional and industry agendas.



World Economic Forum  
91–93 route de la Capite  
CH-1223 Cologny/Geneva  
Switzerland

Tel.: +41 (0) 22 869 1212  
Fax: +41 (0) 22 786 2744  
contact@weforum.org  
www.weforum.org