

ФЕДЕРАЛЬНОЕ АГЕНТСТВО ПО ОБРАЗОВАНИЮ
Государственное образовательное учреждение высшего профессионального образования
«ТОМСКИЙ ПОЛИТЕХНИЧЕСКИЙ УНИВЕРСИТЕТ»

V.V. Konev

MATHEMATICS

PREPARATORY COURSE: TRIGONOMETRY AND GEOMETRY

Textbook

*Рекомендовано в качестве учебного пособия
Редакционно-издательским советом
Томского политехнического университета*

Издательство
Томского политехнического университета
2009

UDC 517

V.V. Konev. Mathematics, Preparatory course. Trigonometry and Geometry. Textbook. Tomsk, TPU Press, 2009, 55 pp.

The textbook consists of two parts: 1) Trigonometry; 2) Geometry.

The section “Trigonometry” includes the following basic topics:

- degree and radian measures of angles;
- properties of the trigonometric function;
- identities for the trigonometric functions;
- graphs of the trigonometric functions;
- inverse trigonometric functions.

The section “Geometry” includes the following basic topics:

- relationships of parts of geometric figures;
- relationships among geometric figures;
- relationships among sets of special quadrilaterals;
- the properties of triangles, quadrilaterals, polygons, circles, parallel and perpendicular lines;
- the Pythagorean theorem;
- computation of perimeters, areas, and volumes of two-dimensional and three-dimensional figures;
- the law of sines and the law of cosines.

The proofs of theorems are illustrated by graphical illustrations.

The textbook is designed for English speaking students.

Reviewed by: V.A. Kilin, Professor of the Higher Mathematics Department, TPU, D.Sc.

1998-2009 © Konev V.V.

1998-2009© Tomsk Polytechnic University

Contents

TRIGONOMETRY

1. Introduction	5
2. Angles	5
2.1. Geometric and Trigonometric Definitions	5
2.2. Measurement of Angles	6
2.2.1. Degree Measure	6
2.2.2. Radian measure	7
3. Unit Circle and Trigonometric Functions	8
3.1. Domains of the Trigonometric Functions	10
4. Basic Properties of Trigonometric Functions	10
4.1. The Fundamental Trigonometric Identity	10
4.2. Odd-Even Properties	11
4.3. Some Simple Identities	12
4.4. Periodicity	13
5. Right Triangle-Based Definitions of Trigonometric Functions ...	14
5.1. Sines and Cosines for Special Angles	15
6. Addition Formulas for Sine and Cosine	17
6.1. Application of Addition Formulas for Sine and Cosine	19
7. Double and Half-Angle Formulas for Sine and Cosine	20
8. Other Trigonometric Identities for Sine and Cosine	21
9. Trigonometric Identities for Tangent and Cotangent	23
10. Graphs of Trigonometric Functions	25
11. Inverse Trigonometric Functions	29

GEOMETRY

1. Basic Terms of Geometry	30
2. Types of Angles	33
3. Parallel Lines	34
4. Squares and Rectangles	36
5. Parallelograms	36
6. Triangles	38
7. Right Triangles	41
8. Polygons	42

9. Trapezoids	44
10. Geometric Inequalities	44
11. Circles	45
12. Angles and Segments	47
13. Formulas based on Trigonometry	49
14. Solids	51
14.1. Prisms	51
14.2. Pyramids	52
14.3. Cylinder and Cones	53
14.4. Spheres	54
References	55

TRIGONOMETRY

1. Introduction

Trigonometry is the study of how the sides and angles of a triangle are related to each other. For instance, if one side and two angles are given in a triangle, then the other two sides can be easily determined by using trigonometric methods.

The subject of trigonometry is based on measurement of angles, *i.e.* trigonometry operates with angle measurement and quantities that are determined by the measure of an angle. It would seem that traditional geometry also deals with angles as quantities, but in geometry the angles are not measured, they are just compared or added, or subtracted.

Initially trigonometry was developed for astronomy and geography, but later it was used for other purposes too, for example in navigation and engineering.

Now trigonometry has many applications. We can hardly imagine the mathematical methods of modern natural sciences without using trigonometry. Thus, all branches of physics and related fields without exception use mathematical methods that include trigonometry; quantum theory, electromagnetism and wave optics can be mentioned as a few examples. Trigonometric functions are perfectly suitable both for mathematical description of wave processes and periodic phenomena, as well as for making models of cyclic and oscillating processes.

Of course, trigonometry is used throughout mathematics: in mathematical analysis, linear algebra, statistics and other fields of mathematics.

2. Angles

2.1. Geometric and Trigonometric Definitions

Let us start in the first instance from the **geometric interpretation** of an angle.

Definition: An **angle** is a geometric figure that is formed by two rays having the same endpoint. The endpoint is called the vertex and the rays are called the sides of the angle.

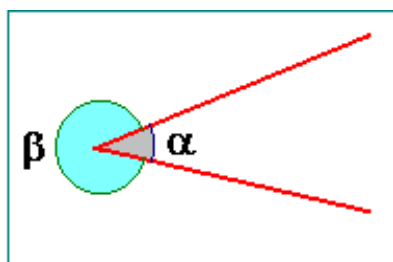


Fig. 1

This geometric definition of the angle is very visual but it contains some indeterminacy, and thereto it is not quite complete. Really, in Fig. 1 we can see two angles, α and β , that are formed by a pair of rays having a common endpoint. However, there is a more important problem that arises when we deal with cyclic processes. For example one of the rays changes its position. For example, let a ray make a complete rotation and go back to its initial position. As a result we get the same geometric figure as before rotation,

and hence, the same angle by geometric definition, but we have no information about rotation.

Therefore, the geometric definition of an angle is not suitable for description of dynamic processes, when a side of the angle makes some revolutions about the vertex. In similar cases it is necessary to operate with a more precise and general definition. Such definition can be based on the using of the concept of rotation. In this way we interpret an **angle** as a geometric figure that is formed by rotating the ray from its initial position OA to a terminal position OB (see Fig. 2).

If the rotating ray makes one or a few revolutions before stopping in the terminal position then we have the same geometric figure but a different name for the angle.

An angle is called **positive** if it is formed by counter-clockwise rotation of a ray from its initial position to its terminal position.

A **negative** angle is the angle that is formed by the clockwise rotation.

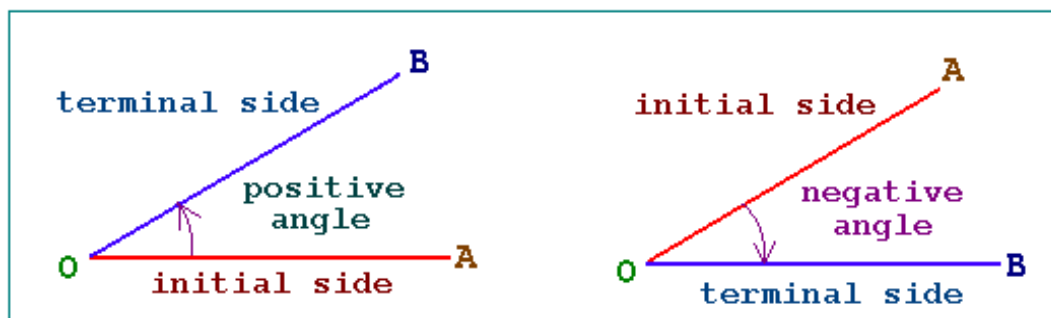


Fig. 2

The concept of an angle that is based on rotation is perfectly suitable for mathematical description of cyclic processes.

Indeed, when a ray makes regular complete revolutions, every time it goes back to its initial position, *i.e.* the cycle is completed and recommenced again.

2.2. Measurement of Angles

There are two commonly used units of measurement for angles: degree and radian.

2.2.1 Degree Measure

An angle of one **degree** (1°) corresponds to $1/360$ th part of a complete counter-clockwise rotation, so the angle of the complete rotation is equal to 360° .

A **right angle** is an angle that is formed by a quarter of a complete revolution; it contains 90° .

Parts of the degree are frequently denoted decimally, *e.g.* 2.5° .

The degree can be further subdivided into 60 equal parts that are called **minutes**. One degree is equal to 60 minutes: $1^\circ = 60'$.

The minute can be subdivided into 60 **seconds** per minute: $1' = 60''$. For instance, the angle of eight degrees three minutes fifteen seconds is written as $8^\circ 3' 15''$ in the degree-minute-second notation.

In order to convert a fraction of the degree to minutes it is necessary to multiply this fraction by 60 to get the number of minutes.

In order to convert a fraction of the minute to seconds it is necessary to multiply this fraction by 60 to get the number of seconds.

Example: Write down the angle 4.32° in the degree-minute-second notation.

Solution: First, we have to convert the fraction 0.32° to minutes:

$$0.32^\circ = 0.32 \cdot 60' = 19.2'$$

Next, we have to convert the fraction $0.2'$ to seconds:

$$0.2' = 0.2 \cdot 60'' = 12''$$

Then, we finally get:

$$4.32^\circ = 4^\circ 19' 12''$$

The division of degrees into minutes and seconds of an angle is analogous to the division of hours into minutes and seconds of time.

2.2.2. Radian measure

A **radian** is the other common measurement for angles that is commonly used in calculus and modern applications.

Let us look at the drawing where a circle with center O and radius r is shown.

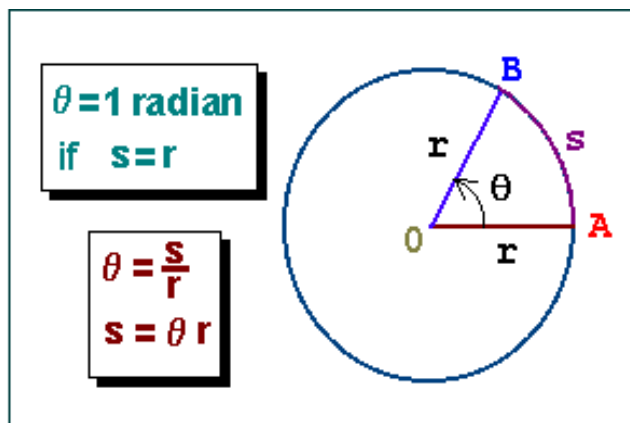


Fig. 3

Here is also a central angle $\theta = \angle AOB$ that is formed by counter-clockwise rotation of the line from its initial position OA to the terminal position OB . This angle cuts off an arc of the circle, and its measure is the measure of the arc AB in length. The length of the arc AB is denoted by s .

It is known that the arc length and radius of the circle are quantities proportional to each other. So the dimensionless value s/r is the same for all circles and depends only on the rotation and not on the size of

the circle.

The ratio of the length of the intercepted arc to the radius of the circle is the radian measure of the central angle θ , i.e. the radian measure of rotation:

$$\theta = \frac{s}{r} \quad (1)$$

The angle of one **radian** intercepts the arc that equals the radius in length.

In order to find the arc length, given the angle and radius, we can use the formula

$$s = \theta r \quad (2)$$

that follows from definition (1).

It is very easy to convert between degree and radian measurements.

Indeed, it is known that the angle of the complete revolution contains 360° and the ratio of the circumference of a circle to its radius is equal to 2π . Hence, the angle 360° corresponds to 2π radians. So one can say that a radian is a unit of angular measurement such that there are 2π radians in a complete circle. The conversion formulas are the following:

$$\begin{aligned} 360^\circ &= 2\pi \text{ rad} \\ 1^\circ &= \frac{\pi}{180} \text{ rad} \\ 1 \text{ rad} &= \frac{180^\circ}{\pi} \end{aligned} \quad (3)$$

In order to convert degrees to radians it is necessary to transform the number of degrees-minutes-seconds to a decimal form, then multiply the result by π and divide by 180° to get the angle in radians. Conversely, in order to convert radians to degrees we have to divide the number of radians by π and multiply by 180° .

One can easily check that one radian is approximately 57.3° .

Note 1: As a rule the word “radians” is omitted in mathematical expressions and one usually writes, for example, “ $\theta = \pi/2$ ” instead of “ $\theta = \pi/2$ radians”.

Note 2: A **straight** angle is an angle that is formed by one half of a revolution. A straight angle contains π radians and equals double the right angle.

Note 3: If $0 < \theta < \pi/2$, then θ is called an **acute** angle; *i.e.* the acute angle contains more than zero and less than $\pi/2$ radians.

Note 4: If $\pi/2 < \theta < \pi$, then θ is called an **obtuse** angle, *i.e.* the obtuse angle contains more than $\pi/2$ and less than π radians.

3. Unit Circle and Trigonometric Functions

Trigonometric functions can be defined in a number of different ways. The most useful approach to this problem is based on the unit circle conception.

Definition: A **unit circle** is a circle around the origin of a Cartesian coordinate system with a radius of the unit length.

Let us look at Fig. 4 where the unit circle is shown. The drawing also includes a line that goes from the origin and crosses the unit circle at some point. This point is labeled by $P(x, y)$, where the values x and y are its Cartesian coordinates.

The line OP is the terminal side of the angle θ that is measured in the counter-clockwise direction from the positive x-axis with the vertex in the origin, *i.e.* the point $P(x, y)$ on the unit circle generates some central angle θ .

Cartesian coordinates of this point can be used to define all trigonometric functions of the angle θ .

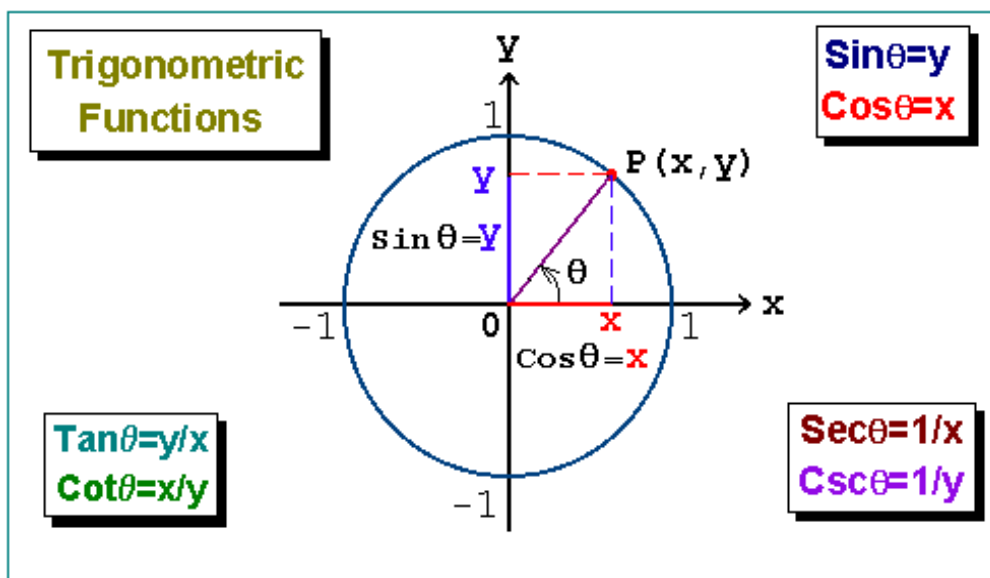


Fig. 5

A **sine** is defined as the vertical coordinate of the point on the unit circle:

$$\sin \theta = y \quad (4)$$

A **cosine** is defined as the horizontal coordinate of the point on the unit circle:

$$\cos \theta = x \quad (5)$$

Both functions, **tangent** and **cotangent**, are defined as the ratio of Cartesian coordinates:

$$\tan \theta = \frac{y}{x} \quad \text{if } x \neq 0 \quad (6a)$$

$$\cot \theta = \frac{x}{y} \quad \text{if } y \neq 0 \quad (7a)$$

It is clear that $\tan \theta$ and $\cot \theta$ can be also expressed in terms of $\sin \theta$ and $\cos \theta$ using the above definitions:

$$\tan \theta = \frac{\sin \theta}{\cos \theta} \quad (6b)$$

$$\cot \theta = \frac{\cos \theta}{\sin \theta} \quad (7b)$$

We see that the tangent is reciprocal of the cotangent and *vice versa*:

$$\begin{aligned} \tan \theta &= \frac{1}{\cot \theta} \\ \cot \theta &= \frac{1}{\tan \theta} \end{aligned} \quad (8)$$

A reciprocal of a cosine is known as a **secant**:

$$\sec \theta = \frac{1}{\cos \theta} = \frac{1}{x} \quad \text{if } x \neq 0 \quad (9)$$

A **cosecant** is defined as a reciprocal of a sine:

$$\csc \theta = \frac{1}{\sin \theta} = \frac{1}{y} \quad \text{if } y \neq 0 \quad (10)$$

Thereby all trigonometric functions are related to each other through simple identities. We can denote that the sine and cosine together are the “primary” trigonometric functions, whereas the others are “secondary”, *i.e.* they can be defined in terms of sine and cosine.

Summary: In order to find trigonometric functions of a given angle θ we can draw a line from the origin at the angle θ to get the point where this line crosses the unit circle. Then the x -coordinate of this point gives $\cos \theta$ and its y -coordinate is $\sin \theta$. All the other trigonometric functions can be found by using $\sin \theta$ and $\cos \theta$.

Example 1: Calculate $\sin \theta$ and $\cos \theta$ of the angles $\theta = n\pi$, where $n \in I$.

Solution: The angles $\theta = 0, \pm 2\pi, \pm 4\pi, \dots$ correspond to the point $(1,0)$ on the unit circle, while the angles $\theta = \pm\pi, \pm 3\pi, \pm 5\pi, \dots$ correspond to the point $(-1,0)$. The y -coordinate is equal to zero in both cases and therefore,

$$\sin n\pi = 0, \quad n \in I \quad (11)$$

However, $\cos n\pi = 1$ for even numbers n , and $\cos n\pi = -1$ for odd numbers n . Both odd-even cases can be combined into uniform identity:

$$\cos n\pi = (-1)^n, \quad n \in I \quad (12)$$

3.1. Domains of the Trigonometric Functions

Some trigonometric functions, the sine and cosine namely, are defined for any θ , but the others are not defined for certain angles. Therefore, we have to determine their domains.

- Both functions, the **tangent** and **secant**, are defined if and only if $x \neq 0$, because a denominator cannot be equal to zero.

Any point with a zero- x -coordinate lies on the y -axis, so the condition $x \neq 0$ implies

$$\theta \neq \frac{\pi}{2} + \pi n, \quad n \in I.$$

- The **cotangent** and **cosecant** are defined if and only if $y \neq 0$.

Any point with a zero- y -coordinate lies on the x -axis, and the condition $y \neq 0$ implies

$$\theta \neq \pi n, \quad n \in I.$$

In summary, the above can be represented by the following table:

Trigonometric function	Domain
$\sin \theta$ $\cos \theta$	any $\theta \in R$
$\tan \theta$ $\sec \theta$	$\theta \neq \pi/2 + \pi n, \quad n \in I$
$\cot \theta$ $\csc \theta$	$\theta \neq \pi n, \quad n \in I$

Table 1

4. Basic Properties of Trigonometric Functions

Here are the most important properties of trigonometric functions.

We start out from the properties that can be easily derived using the definitions of trigonometric functions.

Let us go back to the unit circle.

4.1. The Fundamental Trigonometric Identity

Let (x, y) be any point on the unit circle, *i.e.* its distance to the origin is equal to one unit.

The square of this distance 1^2 is equal to the sum of squares of coordinates by the Pythagorean Theorem:

$$x^2 + y^2 = 1$$

In view of definitions (4) and (5) we get **the fundamental trigonometric identity**:

$$\sin^2 \theta + \cos^2 \theta = 1 \quad (13)$$

Corollary. For any θ the following inequalities are valid:

$$|\sin \theta| \leq 1 \quad |\cos \theta| \leq 1$$

Problem 1: Prove the following formula:

$$1 + \tan^2 \theta = \frac{1}{\cos^2 \theta} \quad (14)$$

Solution: This identity is a direct corollary of the fundamental trigonometric identity. Indeed, if $\cos \theta \neq 0$, then both sides of identity (13) can be divided by the square of cosine, so we get the above identity.

Problem 2: Prove the following formula:

$$1 + \cot^2 \theta = \frac{1}{\sin^2 \theta} \quad (15)$$

Solution: If $\sin \theta \neq 0$, then one can, as above, divide the identity (13) by $\sin^2 \theta$. Formula (15) is one more corollary of the fundamental trigonometric identity.

4.2. Odd-Even Properties

Let us recall the definitions of odd and even functions.

A function $f(\theta)$ is said to be an **odd** function if $f(-\theta) = -f(\theta)$ for any θ in its domain, while if $f(-\theta) = f(\theta)$, then a function $f(\theta)$ is said to be an **even** function.

Most functions are neither odd nor even, but it is important to know whether the function has the odd-even property.

Let us go back to the unit circle once again and let (x, y) be some point on the unit circle. This point determines the central angle θ that is measured in the counter-clockwise direction from the positive x -axis.

The reflection of the point (x, y) to the other side of the x -axis makes it into a point with the same x -coordinate but an opposite y -coordinate. From the symmetry of the circle across the x -axis it follows that this mirror point $(x, -y)$ also lies on the unit circle and generates the angle $(-\theta)$, i.e. the terminal side of the angle $(-\theta)$ crosses the unit circle at the point $(x, -y)$. One can say that the opposite angle $(-\theta)$ is the same angle as θ , except that it is on the other side of the x -axis.

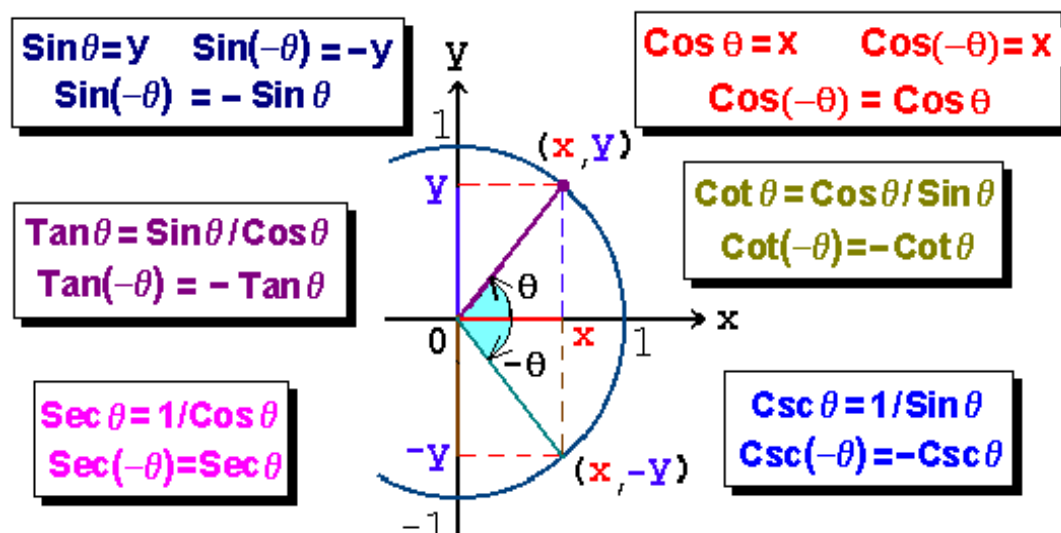


Fig. 6

A cosine by definition is equal to the x -coordinate of the point on the unit circle, but the x -coordinate remains the same. Hence, the point $(x, -y)$ gives the same value of the cosine as the point (x, y) :

$$\cos(-\theta) = \cos \theta \quad (16)$$

We can see that a **cosine is the even function** of the angle.

A reciprocal function of an even function is an even function too. Hence, a **secant is also the even function** of the angle:

$$\sec \theta = \sec(-\theta) \quad (17)$$

A sine is defined as the y -coordinate of the point on the unit circle. Hence, the points (x, y) and $(x, -y)$ give the values of the sines opposite to each other:

$$\sin(-\theta) = -\sin \theta \quad (18)$$

That means, a **sine is the odd function** of the angle.

As above, a reciprocal function of an odd function is an odd function too. So we can conclude that a **cosecant is the odd function** of the angle:

$$\csc \theta = -\csc(-\theta) \quad (19)$$

Now we can easily prove that both functions, **tangent and cotangent, are odd functions** of the angle:

$$\tan(-\theta) = \frac{\sin(-\theta)}{\cos(-\theta)} = \frac{-\sin \theta}{\cos \theta} = -\tan \theta \quad (20)$$

$$\tan(-\theta) = \frac{\sin(-\theta)}{\cos(-\theta)} = \frac{-\sin \theta}{\cos \theta} = -\tan \theta \quad (20)$$

$$\cot(-\theta) = \frac{1}{\tan(-\theta)} = -\frac{1}{\tan \theta} = -\cot \theta \quad (21)$$

Summary: The only even functions among trigonometric functions are cosine and secant, whereas all the rest of them are odd functions.

4.3. Some Simple Identities

There is another pair of mirror points symmetric to each other, but now the y -axis is the line of reflection. The point (x, y) is reflected in the y -axis to its image, the point $(-x, y)$. We can conclude, as above, that the mirror point $(-x, y)$ lies on the unit circle due to the symmetry of the circle across the y -axis.

The point (x, y) generates the angle θ while the mirror point $(-x, y)$ generates the central angle $(\pi - \theta)$ (see Fig.7).

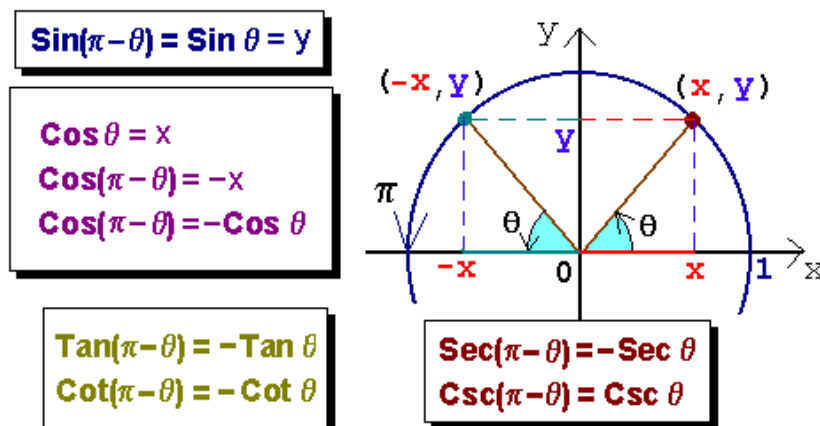


Fig. 7

These points, (x, y) and $(-x, y)$, give values of the sines equal to each other but the opposite values of the cosines:

$$\begin{aligned}\sin(\pi - \theta) &= \sin \theta \\ \cos(\pi - \theta) &= -\cos \theta\end{aligned}\tag{22}$$

It follows from above that

$$\begin{aligned}\tan(\pi - \theta) &= -\tan \theta \\ \cot(\pi - \theta) &= -\cot \theta \\ \sec(\pi - \theta) &= \sec \theta \\ \csc(\pi - \theta) &= -\csc \theta\end{aligned}\tag{23}$$

Now let us consider the pair of points (x, y) and $(-x, -y)$. They both lie on the unit circle and are symmetric to each other relative to the origin. The point (x, y) corresponds to the angle θ while the point $(-x, -y)$ generates the central angle $(\pi + \theta)$.

One can easily prove in a similar way the following identities:

$$\begin{aligned}\sin(\pi + \theta) &= -\sin \theta \\ \cos(\pi + \theta) &= -\cos \theta \\ \tan(\pi + \theta) &= \tan \theta \\ \cot(\pi + \theta) &= \cot \theta\end{aligned}\tag{24}$$

It is clear that similar identities are also valid for secant and cosecant.

4.4. Periodicity

Now let us suppose that the terminal side of the angle θ makes complete revolutions, *i.e.* rotates until it coincides with the position before. Then the angle of the entire rotation ($\pm 2\pi$) is added to the primary angle θ . The sign depends on the direction of rotation: minus is taken when the terminal side rotates in the clockwise direction.

We can imagine any number of such rotations, and each of them adds the value ($\pm 2\pi$) to the angle. That means the point $P(x, y)$ on the unit circle generates the infinite set of angles, $\theta + 2\pi n$ ($n \in \mathbb{I}$), such that each one taken separately corresponds, just as θ , to the same point $P(x, y)$.

Therefore, we can conclude that for any θ the following identities are valid:

$$\begin{aligned}\sin(\theta + 2\pi n) &= \sin \theta \\ \cos(\theta + 2\pi n) &= \cos \theta\end{aligned}\tag{25}$$

We can see that the sine and cosine are periodic functions because for all θ there exists a positive number T such that $\sin(\theta + T) = \sin \theta$ and $\cos(\theta + T) = \cos \theta$. The value $T = 2\pi$ is the smallest positive value for which these equations are valid. Therefore, the functions $\sin \theta$ and $\cos \theta$ have period 2π .

The other trigonometric functions are also periodic because they are defined through the periodic functions cosine and sine.

The periodic functions $\sec \theta$ and $\csc \theta$ have the same period 2π :

$$\begin{aligned}\sec(\theta + 2\pi n) &= \sec \theta \\ \csc(\theta + 2\pi n) &= \csc \theta\end{aligned}\tag{26}$$

The periodic functions $\tan \theta$ and $\cot \theta$ have a different period that is equal to π as that follows from identities (24):

$$\begin{aligned}\tan(\theta + \pi n) &= \tan \theta \\ \cot(\theta + \pi n) &= \cot \theta\end{aligned}\tag{27}$$

Summary: All the six trigonometric functions are periodic functions of the angle. The tangent and cotangent have period π while the other functions have period 2π .

Example: Calculate the sine of the given angle $\theta = 2070^\circ$.

Solution: $\sin(2070^\circ) = \sin(6 \cdot 360^\circ - 90^\circ) = \sin(-90^\circ) = -\sin 90^\circ = -1$.

5. Triangle-Definition of Trigonometric Functions

We can use the properties of similar triangles to relate trigonometric functions with right triangles.

Let us look at Fig. 7. We can see an arc of the unit circle and an acute angle θ with the vertex in the origin measured counter-clockwise from the positive x -axis. The drawing also shows the point B where the terminal side of the angle θ intersects the circle, and the vertical line going straight down from this point to the x -axis.

The triangle AOB is a right triangle with the hypotenuse OB that is also the radius of the unit circle, i.e. $OB = 1$. The adjacent side OA to the angle θ is the x -coordinate of the point B : $OA = x = \cos \theta$.

The opposite side AB is the y -coordinate of the point B : $AB = y = \sin \theta$.

Here also is a similar right triangle COD with the hypotenuse OD of arbitrary length. Since the triangles are similar, so

$$\frac{AB}{OB} = \frac{CD}{OD} \Rightarrow \sin \theta = \frac{AB}{OB} = \frac{CD}{OD}$$

$$\frac{OA}{OB} = \frac{OC}{OD} \Rightarrow \cos \theta = \frac{OA}{OB} = \frac{OC}{OD}$$

By definitions

$$\tan \theta = \frac{\sin \theta}{\cos \theta} = \frac{CD}{OC} \quad \cot \theta = \frac{1}{\tan \theta} = \frac{OC}{CD}$$

Therefore in a right triangle:

- A sine is equal to the ratio of the opposite side to the hypotenuse.
- A cosine is equal to the ratio of adjacent side to the hypotenuse.
- A tangent is equal to the ratio of the opposite side to the adjacent side.
- A cotangent is equal to the ratio of the adjacent side to the opposite side.

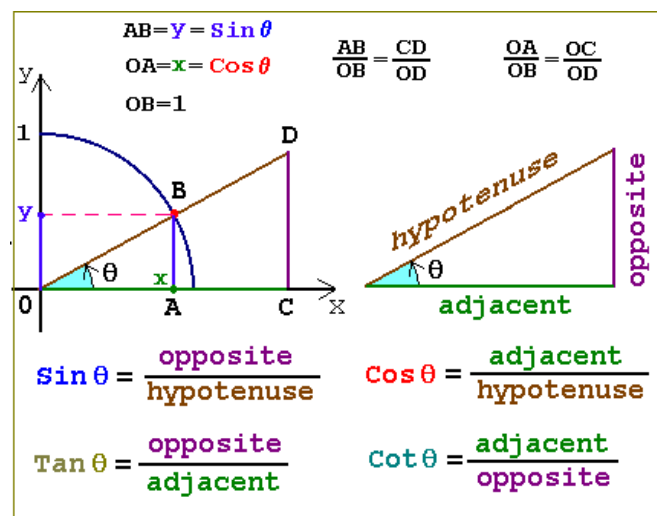


Fig. 8

The last statements are known as **right triangle-definition of trigonometric functions**.

Example: There are given sides $a = 2$ and $b = 5$ in the right triangle. Let a be the opposite side to the angle θ . Find the values of all trigonometric functions of the angle θ .

Solution: Let us denote the hypotenuse of the triangle by c .

1) Find the hypotenuse using the Pythagorean Theorem:

$$c = \sqrt{a^2 + b^2} = \sqrt{4 + 25} = \sqrt{29}$$

2) Calculate trigonometric functions using the right triangle-based definitions:

$$\sin \theta = a/c = 2/\sqrt{29} \quad \cos \theta = b/c = 5/\sqrt{29}$$

$$\tan \theta = a/b = 2/5 \quad \cot \theta = b/a = 5/2$$

$$\sec \theta = 1/\cos \theta = \sqrt{29}/5 \quad \csc \theta = 1/\sin \theta = \sqrt{29}/2$$

Now let us look at Fig. 9 where a right triangle with a hypotenuse of an arbitrary length c is shown. The sides in the right triangle are denoted by a and b .

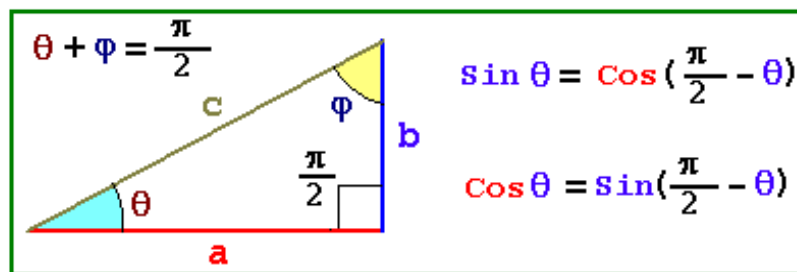


Fig. 9

- The side a is adjacent to the angle θ , so $\cos \theta = a/c$ by definition.

The side a is also opposite to the angle ϕ , so $\sin \phi = a/c$. Hence,

$$\cos \theta = \sin \phi$$

- In a similar way one can easily get that $\sin \theta = \cos \phi$. Since $\phi = \pi/2 - \theta$, so we see that sine and cosine are complementary:

$$\sin \theta = \cos(\frac{\pi}{2} - \theta) \quad \cos \theta = \sin(\frac{\pi}{2} - \theta) \quad (28)$$

It is quite clear that the same statement is valid for another pair of functions, a tangent and a cotangent:

$$\tan \theta = \cot(\frac{\pi}{2} - \theta) \quad \cot \theta = \tan(\frac{\pi}{2} - \theta) \quad (29)$$

5.1. Sines and Cosines for Special Angles

There are special reference angles that come up in many of the calculations: 30° , 45° and 60° .

Problem 1: Find the values of trigonometric functions of the angles 30° and 60° .

Solution: Let us look first at Fig. 9 where the right triangle ABC with a hypotenuse AB is shown. There is also the right triangle ACD that is a mirror reflection of the triangle ABC relative to the side AB . So we have the equilateral triangle ABD .

Let the hypotenuse AB be denoted by c .

It follows from the equilateral triangle ABD that $BD = AB = c$ and $BC = \frac{c}{2}$.

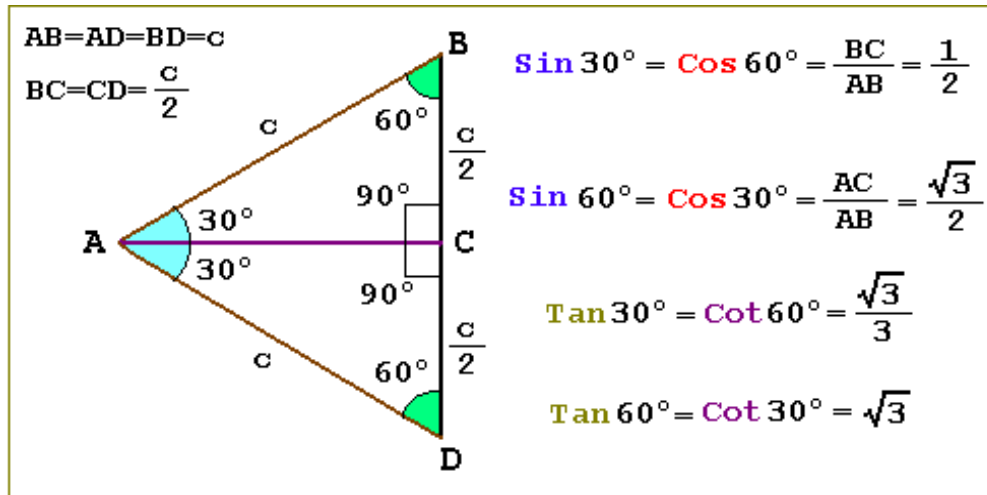


Fig. 10

- 1) $\sin 30^\circ = \cos 60^\circ = \frac{BC}{AB} = \frac{1}{2}$
- 2) $AC = \sqrt{(AB)^2 - (BC)^2}$ by the Pythagorean Theorem.
- 3) Using the above equalities we get $AC = c\sqrt{3}/2$.
- 4) $\sin 60^\circ = \cos 30^\circ = \frac{AC}{AB} = \frac{\sqrt{3}}{2}$
- 5) $\tan 30^\circ = \cot 60^\circ = \frac{\sin 30^\circ}{\cos 30^\circ} = \frac{1}{\sqrt{3}} = \frac{\sqrt{3}}{3}$
- 6) $\tan 60^\circ = \cot 30^\circ = \frac{\sin 60^\circ}{\cos 60^\circ} = \sqrt{3}$
- 7) $\sec 30^\circ = \csc 60^\circ = \frac{1}{\cos 30^\circ} = \frac{2}{\sqrt{3}} = \frac{2\sqrt{3}}{3}$
- 8) $\sec 60^\circ = \csc 30^\circ = \frac{1}{\cos 60^\circ} = 2$

Problem 2: Find the values of trigonometric functions of the angle 45° .

Solution: Let us consider the isosceles right triangle that is shown in Fig. 11.

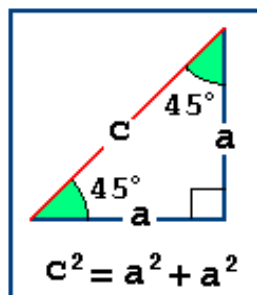


Fig. 11

- 1) Both sides in the triangle are equal to each other and denoted by a .
The hypotenuse is denoted by c ; it can be found by using the Pythagorean Theorem: $c = \sqrt{a^2 + a^2} = a\sqrt{2}$.
- 2) $\sin 45^\circ = \cos 45^\circ = a/c = 1/\sqrt{2} = \sqrt{2}/2$.
- 3) $\tan 45^\circ = \cot 45^\circ = a/a = 1$.
- 4) $\sec 45^\circ = \csc 45^\circ = 1/\sin 45^\circ = \sqrt{2}$.

The values of trigonometric functions of special angles in the radian and degree measurements are placed into the following table:

θ radian	θ degree	$\sin \theta$		$\cos \theta$	$\tan \theta$	$\cot \theta$
0	0°	0	$\frac{\sqrt{0}}{2}$	1	0	Undefined
$\frac{\pi}{6}$	30°	$\frac{1}{2}$	$\frac{\sqrt{1}}{2}$	$\frac{\sqrt{3}}{2}$	$\frac{\sqrt{3}}{3}$	$\sqrt{3}$
$\frac{\pi}{4}$	45°	$\frac{\sqrt{2}}{2}$	$\frac{\sqrt{2}}{2}$	$\frac{\sqrt{2}}{2}$	1	1
$\frac{\pi}{3}$	60°	$\frac{\sqrt{3}}{2}$	$\frac{\sqrt{3}}{2}$	$\frac{1}{2}$	$\sqrt{3}$	$\frac{\sqrt{3}}{3}$
$\frac{\pi}{2}$	90°	1	$\frac{\sqrt{4}}{2}$	0	Undefined	0

Table 2.

Note: The set of the sine data is represented by the two columns, where the second column attracts your attention to the simple pattern of the quantities: $\frac{\sqrt{0}}{2}$, $\frac{\sqrt{1}}{2}$, $\frac{\sqrt{2}}{2}$, $\frac{\sqrt{3}}{2}$, $\frac{\sqrt{4}}{2}$ and prompts us a simple way to memorize the table above. Naturally, you can always go back to the usual form: $\sqrt{0}/2 = 0$, $\sqrt{1}/2 = 1/2$ and $\sqrt{4}/2 = 1$. The column that includes the cosine data set is inverse to that of the sine one.

6. Addition Formulas for Sine and Cosine

Look at the following drawing. There are two lines, OP and OQ , going from the origin. The line OQ is the terminal side of the angle α that is measured in the counter-clockwise direction from the positive x -axis with the vertex in the origin.

The line OP is the terminal side of the angle β that is measured in the counter-clockwise direction from the line OQ with the vertex in the origin too.

The point P is taken at a distance of the unit length from the origin, *i.e.* the point P lies on the imaginable unit circle. The point Q is taken to be the foot of the perpendicular that is dropped from the point P .

Therefore, we get the right triangle OPQ with the hypotenuse $OP = 1$.

We can also see perpendiculars that are dropped from the points P and Q onto the x - and y -axes. In that way two similar right triangles are formed (see Fig. 12).

- 1) The x -coordinate of the point P , *viz.* x , gives the cosine of the angle $(\alpha + \beta)$, while the y -coordinate of this point, that is y , is equal to the sine of the same angle:

$$\cos(\alpha + \beta) = x$$

$$\sin(\alpha + \beta) = y$$

- 2) The coordinates of the point P can be represented as follows:

$$x = x_1 - (x_1 - x)$$

$$y = y_1 + (y - y_1)$$

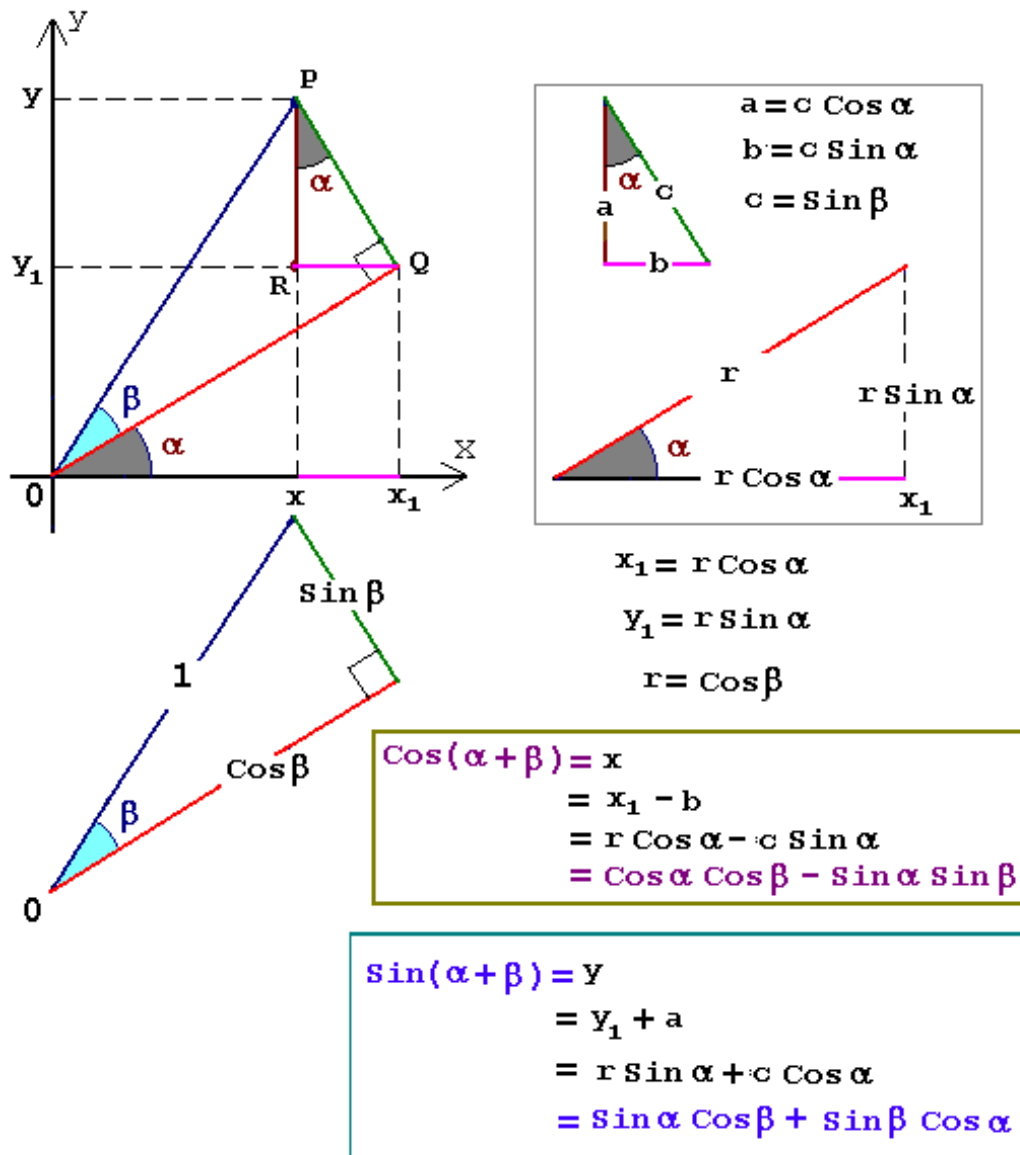


Fig. 12

- 3) Let us denote OQ by r . Since the values x_1 and y_1 are coordinates of the point Q , so they can be written by definition as follows:

$$\begin{aligned} x_1 &= r \cos \alpha \\ y_1 &= r \sin \alpha. \end{aligned}$$

- 4) Let us consider the right triangle PQR with the hypotenuse $PQ = c$. The sides in this triangle are denoted by a and b ; they are equal to $(y - y_1)$ and $(x_1 - x)$, respectively. As follows from the definition:

$$\begin{aligned} (x_1 - x) &= c \sin \alpha \\ (y - y_1) &= c \cos \alpha \end{aligned}$$

- 5) From the right triangle OPQ with the hypotenuse $OP = 1$ it follows that $c = \sin \beta$ and $r = \cos \beta$.

- 6) Now we can substitute the expressions obtained into the above to get formulas of prime importance that are called **addition formulas for sine and cosine**:

$$\sin(\alpha + \beta) = \sin \alpha \cos \beta + \sin \beta \cos \alpha \quad (30)$$

$$\cos(\alpha + \beta) = \cos \alpha \cos \beta - \sin \alpha \sin \beta \quad (31)$$

These worthwhile formulas are the most important trigonometric formulas in every respect.

- They are valid for any values of α and β .
- One can derive all trigonometric formulas and properties using addition formulas for sine and cosine only.

For instance, **subtraction formulas for sine and cosine** can be obtained from the above by substituting β for $(-\beta)$:

$$\sin(\alpha - \beta) = \sin \alpha \cos \beta - \sin \beta \cos \alpha \quad (32)$$

$$\cos(\alpha - \beta) = \cos \alpha \cos \beta + \sin \alpha \sin \beta \quad (33)$$

Finally, we can combine addition formulas and subtraction formulas into one pair of addition and subtraction formulas for sine and cosine:

$$\sin(\alpha \pm \beta) = \sin \alpha \cos \beta \pm \sin \beta \cos \alpha \quad (34)$$

$$\cos(\alpha \pm \beta) = \cos \alpha \cos \beta \mp \sin \alpha \sin \beta \quad (35)$$

Advice: Try to get into the habit of checking whether the given formula is correct.

- Attempt to reproduce the already known results by fitting a suitable proportion between variables.
- Analyze and investigate special or singular cases.
- Make a selection check by substituting some numbers for variables.

6.1. Application of Addition Formulas for Sine and Cosine

The following examples are based on the addition and subtraction formulas.

Problem 1: Prove the odd-even properties for sine and cosine using only the definitions of trigonometric functions and the addition or subtraction formulas.

Solution: Let α be equal to zero.

- Then from formula (32) it follows that a sine is an odd function:

$$\sin(-\beta) = \sin 0 \cos \beta - \sin \beta \cos 0 \quad \Rightarrow \quad \sin(-\beta) = -\sin \beta$$

That is true.

- From formula (33) it follows that a cosine is an even function:

$$\cos(-\beta) = \cos 0 \cos \beta + \sin 0 \sin \beta \quad \Rightarrow \quad \cos(-\beta) = \cos \beta$$

That is true.

Problem 2: Prove the following formula: $\sin(\alpha + 2\pi) = \sin \alpha$.

Solution: Let $\beta = 2\pi$. From formula (30) we get the property of periodicity of sine:

$$\sin(\alpha + 2\pi) = \sin \alpha \cos(2\pi) + \sin(2\pi) \cos \alpha \quad \Rightarrow \quad \sin(\alpha + 2\pi) = \sin \alpha$$

The given formula is proved.

Problem 3: Prove the fundamental trigonometric identity.

Solution: Let $\beta = \alpha$. Then from formula (33) we get

$$\cos 0 = \cos^2 \alpha + \sin \alpha \sin \alpha \Rightarrow 1 = \cos^2 + \sin^2 \alpha$$

Problem 4: Prove the following useful identities:

$$\sin(\varepsilon \pm \pi/2) = \pm \cos \alpha \quad (36)$$

$$\cos(\alpha \pm \frac{\pi}{2}) = \mp \sin \alpha \quad (37)$$

Solution: Let $\beta = \pi/2$.

- From formula (34) we get identity (36):

$$\sin(\alpha \pm \pi/2) = \sin \alpha \cos(\pi/2) \pm \sin(\pi/2) \cos \alpha \Rightarrow$$

$$\sin(\varepsilon + \pi/2) = \pm \cos \alpha$$

- From formula (31) we get identity (37):

$$\cos(\alpha \pm \frac{\pi}{2}) = \cos \alpha \cos \frac{\pi}{2} \mp \sin \alpha \sin \frac{\pi}{2} \Rightarrow \cos(\alpha \pm \frac{\pi}{2}) = \mp \sin \alpha$$

The identities are proved.

Example 1: Check whether formula (30) is correct.

- If $\alpha = 0$ and $\beta = 0$, then from (30) we get identity $0 = 0$.
- If $\beta = -\alpha$, then from (30) in view of the odd-even properties of the functions considered we get the identity:

$$\sin 0 = \sin \alpha \cos \alpha - \sin \alpha \cos \alpha \Rightarrow 0 = 0. \quad \text{That is true.}$$

Example 2: Check whether formulas (34) and (35) are correct.

- If $\alpha = 0$ and $\beta = 0$, then from (35) we get identity

$$\cos 0 = \cos^2 0 - \sin^2 0 \Rightarrow 1 = 1$$

- If $\beta = \pi$, then from formulas (34) and (35) we get the well-known identities:

$$\cos(\alpha \pm \pi) = -\cos \alpha \quad \sin(\alpha \pm \pi) = -\sin \alpha$$

- Let $\beta = 2\alpha$ then

$$\begin{aligned} \sin 3\alpha &= \sin \alpha \cos 2\alpha + \sin 2\alpha \cos \alpha \\ &= \sin \alpha (\cos^2 \alpha - \sin^2 \alpha) + 2 \sin \alpha \cos^2 \alpha \\ &= 3 \sin \alpha \cos^2 \alpha - \sin^3 \alpha \\ &= 3 \sin \alpha - 4 \sin^3 \alpha \end{aligned}$$

$$\begin{aligned} \cos 3\alpha &= \cos \alpha \cos 2\alpha - \sin 2\alpha \sin \alpha \\ &= \cos \alpha (\cos^2 \alpha - \sin^2 \alpha) - 2 \sin^2 \alpha \cos \alpha \\ &= \cos^3 \alpha - 3 \sin^2 \alpha \cos \alpha \\ &= 4 \cos^3 \alpha - 3 \cos \alpha \end{aligned}$$

7. Double- and Half-Angle Formulas for Sine and Cosine

- From (30) and (31) setting $\alpha = \beta$ we obtain double-angle formulas:

$$\sin 2\alpha = 2 \sin \alpha \cos \alpha \quad (39)$$

$$\cos 2\alpha = \cos^2 \alpha - \sin^2 \alpha \quad (40)$$

- From (33) setting $\alpha = \beta$ we reproduce the already known fundamental trigonometric identity:

$$1 = \cos^2 \alpha + \sin^2 \alpha \quad (41)$$

More identities may be proved similarly to the above ones. The most essential thing is to remember the addition formulas and use them whenever needed.

1. In accordance with the additional property for equalities we can add any expression to both sides of the equality to produce an equivalent one.

So let us add identity (40) to identity (7) side by side:

$$1 + \cos 2\alpha = 2 \cos^2 \alpha \quad (42)$$

Then we subtract identity (39) from identity (41):

$$1 - \cos 2\alpha = 2 \sin^2 \alpha \quad (43)$$

2. The above identities are very helpful. One can use and read them both from left to right and from right to left. In the last case formulas (42) and (43) have to be transformed to a form more convenient for use.

Let us substitute $\alpha/2$ for α and then divide both sides of these identities by number two. So we get the following half-angle formulas:

$$\cos^2 \frac{\alpha}{2} = \frac{1}{2}(1 + \cos \alpha) \quad (44)$$

$$\sin^2 \frac{\alpha}{2} = \frac{1}{2}(1 - \cos \alpha) \quad (45)$$

These half-angle formulas relate the values of a sine and cosine at $\alpha/2$ to their values at α .

8. Other Trigonometric Identities for Sine and Cosine

1. Let us go back to identities (30) - (33). We can add one to another or subtract one from another:

$$\begin{aligned} \sin(\alpha + \beta) + \sin(\alpha - \beta) &= 2 \sin \alpha \cos \beta \\ \sin(\alpha + \beta) - \sin(\alpha - \beta) &= 2 \sin \beta \cos \alpha \\ \cos(\alpha + \beta) + \cos(\alpha - \beta) &= 2 \cos \alpha \cos \beta \\ \cos(\alpha - \beta) - \cos(\alpha + \beta) &= 2 \sin \alpha \sin \beta \end{aligned} \quad (46)$$

Usually, we read these formulas from right to left as follows:

$$\cos \alpha \cos \beta = \frac{1}{2}(\cos(\alpha - \beta) + \cos(\alpha + \beta)) \quad (46)$$

$$\sin \alpha \sin \beta = \frac{1}{2}(\cos(\alpha - \beta) - \cos(\alpha + \beta)) \quad (47)$$

$$\sin \alpha \cos \beta = \frac{1}{2}(\sin(\alpha - \beta) + \sin(\alpha + \beta)) \quad (48)$$

We use the above formulas whenever it is necessary to transform the product of sines and cosines into a sum. For instance, such problems arise in techniques of integration.

Now they are suitable for transformation of the product of trigonometric functions to their algebraic sum.

2. Let us transform formulas (46)–(48) making change of variables:

$$\begin{aligned}\alpha + \beta &= \varphi \\ \alpha - \beta &= \theta\end{aligned}\tag{49}$$

One can easily get that

$$\begin{aligned}\alpha &= \frac{\varphi + \theta}{2} \\ \beta &= \frac{\varphi - \theta}{2}\end{aligned}\tag{50}$$

Now we get the formulas that are suitable for transformation of the algebraic sum of trigonometric functions to their product:

$$\cos \varphi + \cos \theta = 2 \cos \frac{\varphi + \theta}{2} \cos \frac{\varphi - \theta}{2}\tag{51}$$

$$\cos \varphi - \cos \theta = -2 \sin \frac{\varphi + \theta}{2} \sin \frac{\varphi - \theta}{2}\tag{52}$$

$$\sin \varphi + \sin \theta = 2 \sin \frac{\varphi + \theta}{2} \cos \frac{\varphi - \theta}{2}\tag{53}$$

$$\sin \varphi - \sin \theta = 2 \sin \frac{\varphi - \theta}{2} \cos \frac{\varphi + \theta}{2}\tag{54}$$

A similar transformation is an important component of the procedure of solving some trigonometric equations.

3. Let us now discuss the problem of transformation of the sum $(\sin \alpha + \cos \beta)$ to the product of the trigonometric functions.

In order to get a formula similar the above we can express either the sine through the cosine or the cosine through the sine making use of a suitable identity. For instance, we can use identities (36)–(37) or property (28). In this way the problem is reduced to the one considered above.

Example 1: Transform to the product of trigonometric functions the following expression: $(\cos \alpha \pm \sin \alpha)$.

Solution: Let us use the identity $\cos \alpha = \sin(\pi/2 + \alpha)$ and then formula (34):

$$\begin{aligned}\cos \alpha + \sin \alpha &= \sin\left(\alpha + \frac{\pi}{2}\right) + \sin \alpha \\ &= 2 \sin\left(\alpha + \frac{\pi}{4}\right) \cos \frac{\pi}{4} = \sqrt{2} \sin\left(\alpha + \frac{\pi}{4}\right) \\ \cos \alpha - \sin \alpha &= \sin\left(\alpha + \frac{\pi}{2}\right) - \sin \alpha \\ &= 2 \sin \frac{\pi}{4} \cos\left(\alpha + \frac{\pi}{4}\right) = \sqrt{2} \cos\left(\alpha + \frac{\pi}{4}\right)\end{aligned}$$

Example 2: Transform the expression $(1 + \sin \alpha)$ to the product of trigonometric functions.

Solution: First we use identity (36) then formula (42):

$$1 + \sin \alpha = 1 - \cos\left(\alpha + \frac{\pi}{2}\right) = 2 \sin^2\left(\frac{\alpha}{2} + \frac{\pi}{4}\right)$$

Problem 1: Prove the following useful identities ($n \in I$):

$$\begin{aligned}\sin(\alpha + \pi n) &= (-1)^n \sin \alpha \\ \cos(\alpha + \pi n) &= (-1)^n \cos \alpha\end{aligned}\tag{55}$$

Solution: First, from the addition formulas (30)-(31) it follows that

$$\begin{aligned}\sin(\alpha + \pi n) &= \sin \alpha \cos(\pi n) + \sin(\pi n) \cos \alpha \\ \cos(\alpha + \pi n) &= \cos \alpha \cos(\pi n) - \sin(\pi n) \sin \alpha\end{aligned}$$

Then, by using the identities $\sin(\pi n) = 0$ and $\cos(\pi n) = (-1)^n$ we get formulas (55).

Problem 2: Prove the following identities ($n \in I$):

$$\begin{aligned}\sin\left(\alpha + \frac{\pi}{2} + \pi n\right) &= (-1)^n \cos \alpha \\ \cos\left(\alpha + \frac{\pi}{2} + \pi n\right) &= (-1)^{n+1} \sin \alpha\end{aligned}\tag{56}$$

Solution: First we use formulas (36) and (37):

$$\begin{aligned}\sin\left(\alpha + \frac{\pi}{2} + \pi n\right) &= \cos(\alpha + \pi n) \\ \cos\left(\alpha + \frac{\pi}{2} + \pi n\right) &= -\sin(\alpha + \pi n)\end{aligned}$$

One can easily see that the problem is reduced to the one considered above. The proof can be completed by using formulas (55).

9. Trigonometric Identities for Tangent and Cotangent

Problem 1: Prove the following formula:

$$\tan(\alpha \pm \beta) = \frac{\tan \alpha \pm \tan \beta}{1 \mp \tan \alpha \tan \beta}\tag{57}$$

Solution: First, we use the definition of tangent in terms of sine and cosine. Then, the addition formulas for sine and cosine are used. Next, the numerator and denominator of the fraction are divided by the product of cosines:

$$\begin{aligned}\tan(\alpha \pm \beta) &= \frac{\sin(\alpha \pm \beta)}{\cos(\alpha \pm \beta)} \\ &= \frac{\sin \alpha \cos \beta \pm \sin \beta \cos \alpha}{\cos \alpha \cos \beta \mp \sin \alpha \sin \beta} = \frac{\tan \alpha \pm \tan \beta}{1 \mp \tan \alpha \tan \beta}\end{aligned}$$

Problem 2: Prove the double-angle formula for tangent.

$$\tan 2\alpha = \frac{2 \tan \alpha}{1 - \tan^2 \alpha}\tag{58}$$

Solution: Consider formula (57). Let us take the sign “+” and set $\beta = \alpha$. Then, identity (57) is reduced to the double-angle formula for tangent.

Problem 3: Prove the half-angle formulas for tangent.

$$\tan \frac{\alpha}{2} = \frac{1 - \cos \alpha}{\sin \alpha}\tag{59}$$

Solution: First, we use the definition of tangent in terms of sine and cosine. Next, the numerator and denominator are multiplied by a double sine of a half angle:

$$\tan \frac{\alpha}{2} = \frac{\sin(\alpha/2)}{\cos(\alpha/2)} = \frac{2 \sin^2(\alpha/2)}{2 \sin(\alpha/2) \cos(\alpha/2)} \quad (60)$$

Then, we transform the numerator in view of the half-angle formula for sine. Finally, by using the double-angle formula for sine the denominator is reduced to $\sin \alpha$.

Problem 4: Prove the following half-angle formulas for tangent:

$$\tan \frac{\alpha}{2} = \frac{\sin \alpha}{1 + \cos \alpha} \quad (61)$$

Solution: In a similar way we have

$$\tan \frac{\alpha}{2} = \frac{\sin(\alpha/2)}{\cos(\alpha/2)} = \frac{2 \sin(\alpha/2) \cos(\alpha/2)}{2 \cos^2(\alpha/2)} = \frac{\sin \alpha}{1 + \cos \alpha}$$

The given formula is proved.

Problem 5: Prove the following formula:

$$\tan \alpha \pm \tan \beta = \frac{\sin(\alpha \pm \beta)}{\cos \alpha \cos \beta} \quad (62)$$

Solution: First, we use the definition of tangent in terms of sine and cosine. Next, we reduce the fractions to a common denominator; the addition formulas for sine and cosine are used:

$$\begin{aligned} \tan \alpha \pm \tan \beta &= \frac{\sin \alpha}{\cos \alpha} \pm \frac{\sin \beta}{\cos \beta} \\ &= \frac{\sin \alpha \cos \beta \pm \sin \beta \cos \alpha}{\cos \alpha \cos \beta} = \frac{\sin(\alpha \pm \beta)}{\cos \alpha \cos \beta} \end{aligned}$$

One can easily obtain as above (Problem 5) the following useful identities:

$$\cot \alpha \pm \cot \beta = \pm \frac{\sin(\alpha \pm \beta)}{\sin \alpha \sin \beta}$$

$$\tan \alpha \pm \cot \beta = \pm \frac{\cos(\alpha \mp \beta)}{\cos \alpha \sin \beta}$$

Setting $\beta = \alpha$ we get from the last formula a few more new identities:

$$\tan \alpha + \cot \alpha = \frac{2}{\sin 2\alpha}$$

$$\tan \alpha - \cot \alpha = -2 \cot 2\alpha$$

Let us note additional relationships between tangent and cotangent:

$$\tan\left(\alpha + \frac{\pi}{2}\right) = -\cot \alpha \quad \cot\left(\alpha + \frac{\pi}{2}\right) = -\tan \alpha$$

Here is the proof of one of them:

$$\tan\left(\alpha + \frac{\pi}{2}\right) = \frac{\sin(\alpha + \pi/2)}{\cos(\alpha + \pi/2)} = \frac{\cos \alpha}{-\sin \alpha} = -\cot \alpha$$

10. Graphs of Trigonometric Functions

In order better to understand the behavior of trigonometric functions, we have to draw their graphs. First, let us draw the graph of function $y = \sin \theta$ that can be generated by using the unit circle.

In Fig.13 the horizontal axis we take to be the θ -axis, while the vertical y -axis represents the sine of the angle θ .

Let us start out from the point on the unit circle $(1, 0)$ that corresponds to the angle $\theta = 0$, and follow the unit circle around keeping the y -coordinate of the point on the unit circle under observation.

In the first quadrant the sine grows from zero to one unit as the angle θ increases from 0 to $\pi/2$. Then in the second quadrant as the angle θ increases from $\pi/2$ to π , the sine keeps its positive sign but decreases from one to zero. In the third quadrant, as the angle θ keeps going from π to $3\pi/2$, the y -coordinate of the point on the unit circle keeps going down reaching (-1) ; here the sine is negative. When the angle θ is passing through the fourth quadrant the sine keeps its negative sign but increases and reaches zero again when θ gets to 2π . Now the point has made its all way around the circle and back to its departure position.

We get the graph of the function $y = \sin \theta$.

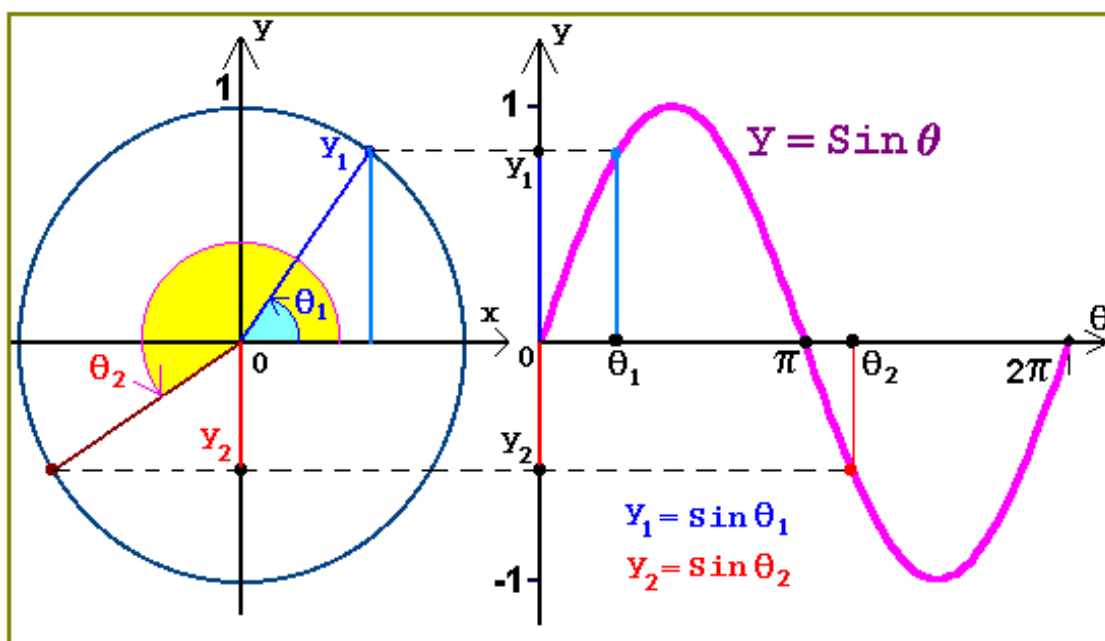


Fig. 13

Then we can repeat this cycle retracing the path of the point on the unit circle again; so the graph repeats itself indefinitely (see Fig.14).

We can see that the sine is a periodic function of the angle θ and has the period 2π ; i.e. one can take the curve and slide it 2π either left or right, then the curve falls back onto itself.

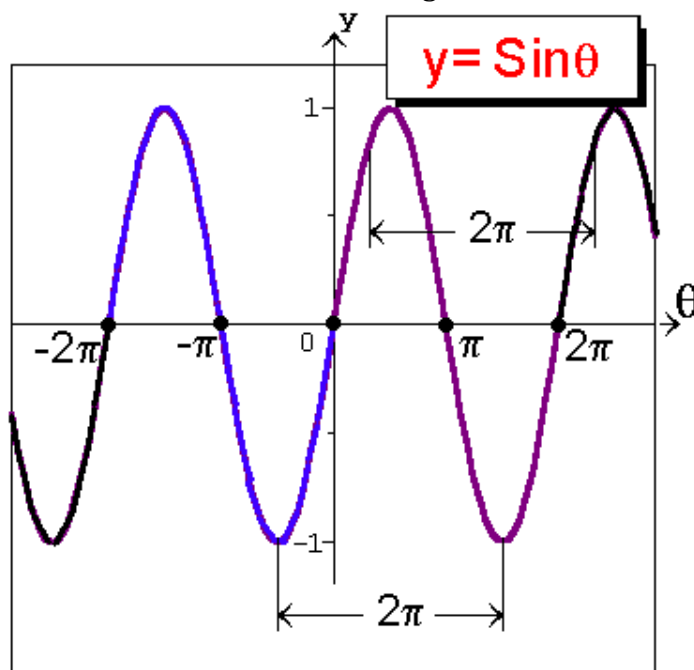


Fig. 14

Now let us look at the graph of the function $y = \cos \theta$.

In view of the identity $\cos \theta = \sin(\theta + \pi/2)$ we can conclude that it has to look just like the graph of the function $y = \sin \theta$ except that it is translated to the left by $\pi/2$.

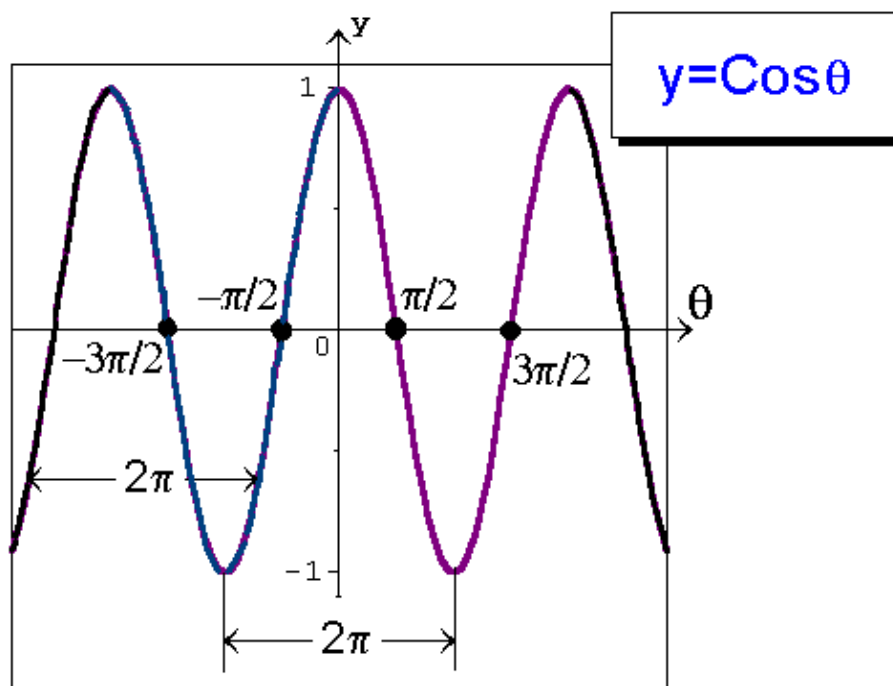


Fig. 15

Note: Both sine and cosine graphs are within one unit of the y -axis.

Next let us look at the graphs of the secant and cosecant functions.

The secant function is not defined for the following values of its angle: $\theta = \pm\pi/2, \pm3\pi/2, \dots$. One can see that the secant becomes very large numerically as the angle θ approaches these values. When θ jumps over these values then the secant changes its sign and makes jumps from large negative to large positive values (or from large positive to large negative values). In this case it is said that the graph of the function has vertical asymptotes; they are shown in Fig.16 by dotted lines.

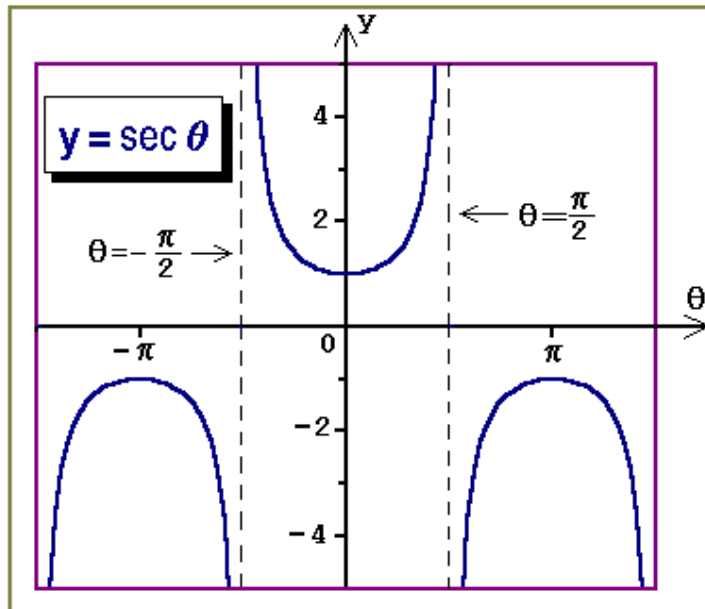


Fig. 16

The graph of the cosecant behaves in a similar fashion, but now the following values fall out of the domain of the cosecant function: $\theta = 0, \pm\pi, \pm2\pi, \dots$

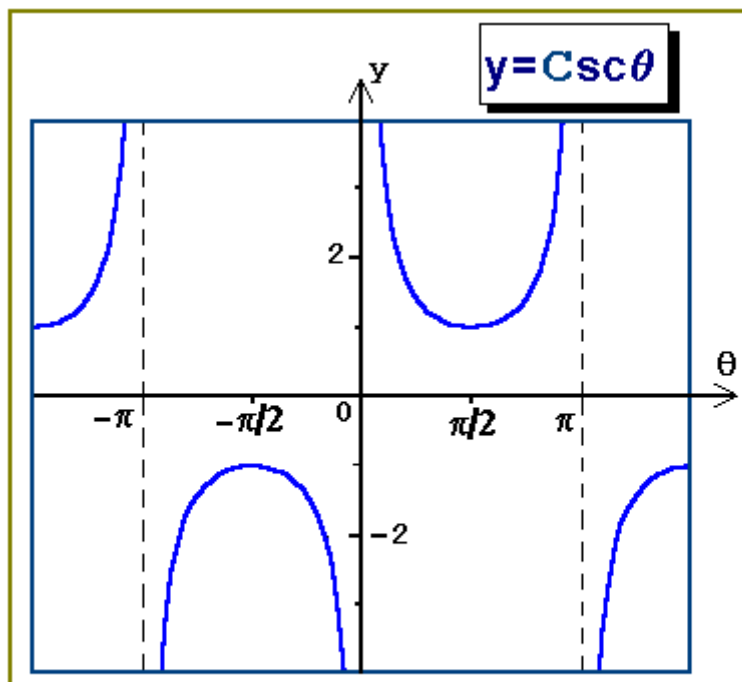


Fig. 17

The graphs of the tangent and cotangent functions are shown in Figs.18-19.

The graph of the tangent has the vertical asymptotes $\theta = \pm\pi/2, \pm3\pi/2, \dots$, while the graph of the cotangent has the vertical asymptotes $\theta = \pm\pi/2, \pm3\pi/2, \dots$

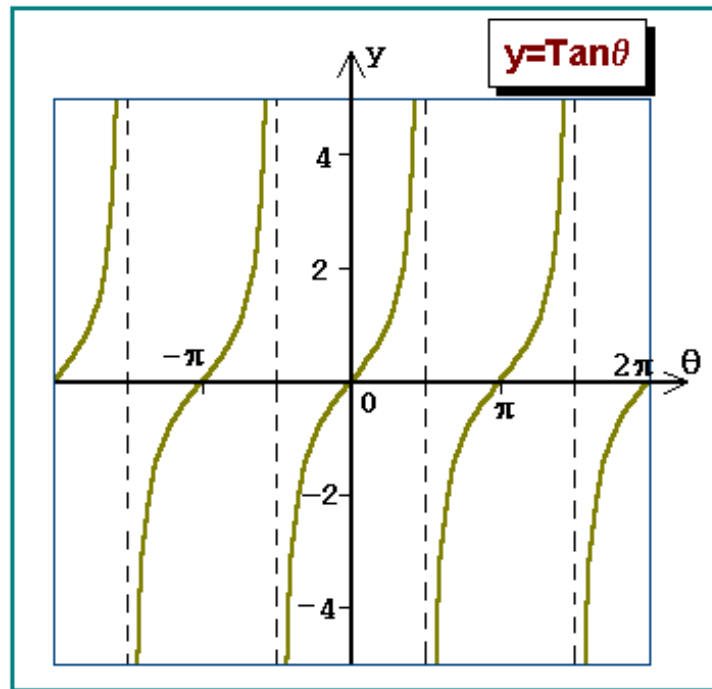


Fig. 18

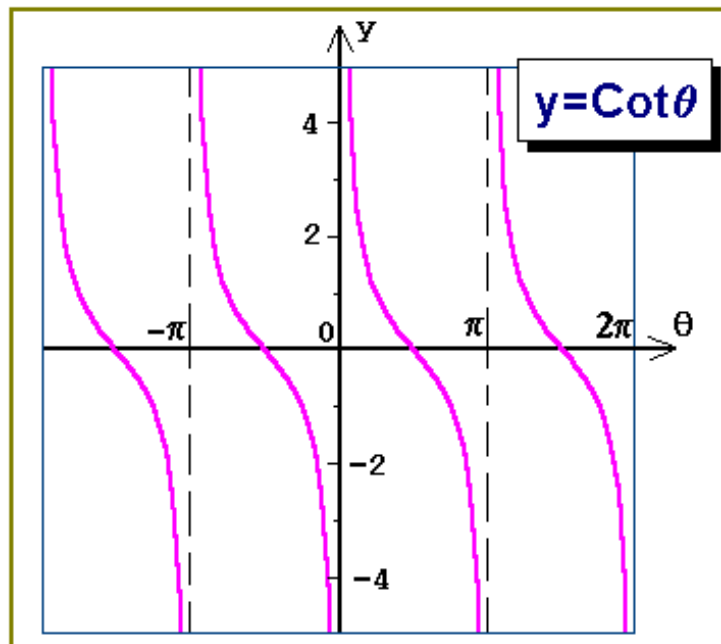


Fig. 19

11. Inverse Trigonometric Functions

A function has an inverse function if there is one-to-one correspondence between its domain and range. Since trigonometric functions are periodic, so they do not have inverse functions.

However, we can impose restrictions on the domain of the function so that an inverse function might exist.

Function	Symbol	Domain	Range	Conditions
Inverse sine	$\arcsin x$ $\sin^{-1} x$	$ x \leq 1$	$ \arcsin x \leq \frac{\pi}{2}$	$\sin(\arcsin x) = x$ $\sin(\sin^{-1} x) = x$
Inverse cosine	$\arccos x$ $\cos^{-1} x$	$ x \leq 1$	$0 \leq \arccos x \leq \pi$	$\cos(\arccos x) = x$ $\cos(\cos^{-1} x) = x$
Inverse tangent	$\arctan x$ $\tan^{-1} x$	any $x \in R$	$ \arctan x < \frac{\pi}{2}$	$\tan(\arctan x) = x$ $\tan(\tan^{-1} x) = x$
Inverse cotangent	$\cot^{-1} x$	any $x \in R$	$0 < \cot^{-1} x < \pi$	$\cot(\cot^{-1} x) = x$

The inverse cosecant and inverse secant are determined by the analogy with the above. The graphs of the inverse functions are shown in Figs. 20-21.

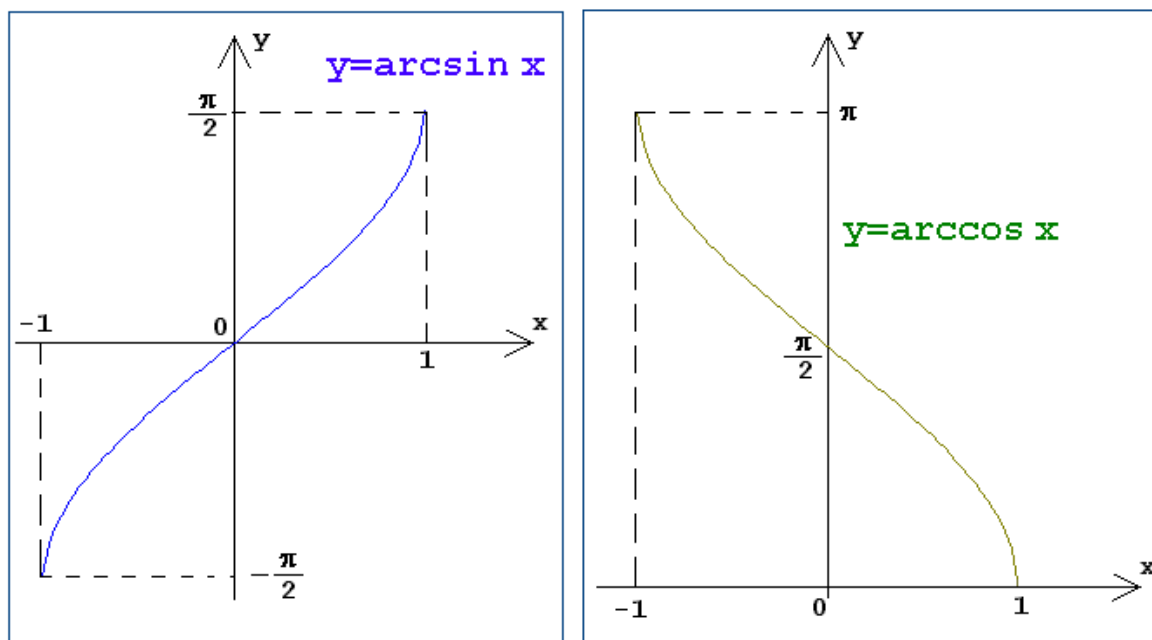


Fig. 20-21.

GEOMETRY

Geometry is the branch of mathematics that deals with the nature of space and the size, shape, and other properties of figures as well as the transformations that preserve these properties. Some assumptions in geometry are postulated without proof as a basis for reasoning or arguing.

Postulates are propositions that require no proof, being self-evident, or that are assumed true and used in the proof of other propositions.

Theorems are theoretical propositions, statements or formulas that need to be proven first from other propositions or formulas before they can be used in a consequent proof. Every theorem consists of a hypothesis, *i.e.* the statement of the given facts, and a conclusion, *i.e.* the statement of what is to be proved.

Postulates and theorems are used to prove geometric ideas.

A **proof** can include a sequence of steps, statements, or demonstrations that leads to a valid conclusion.

An **indirect proof** is such method when one assumes temporarily that the conclusion is false and reasons logically until a contradiction of the hypothesis or another fact is reached.

QED is abbreviation for *quod erat demonstrandum*, used to denote the end of a proof.

1. Basic Terms of Geometry

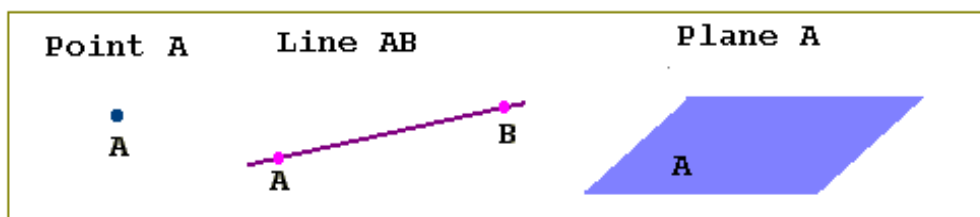
In geometry, the terms point, line and plane are considered to be undefined terms since they are explained using only examples and descriptions. These terms are useful in defining other geometric terms and properties.

Points are the simplest figures in geometry. A point has no size, although it may represent an object with size. It is shown pictorially as a dot and is usually named using a capital letter. All geometric figures consist of points.

A **line** is a set of points that originate from one point and extend indefinitely in two opposing directions. Often, a line is named by a lower case letter; if a line contains two points A and B, then the line can be denoted as AB or BA . Lines have no thickness, even though pictorial representations of lines do.

Planes extend indefinitely in all directions and have no edges or thickness. Planes are often denoted by a single capital letter and represented as four-sided figures.

A **half-plane** is the part of a plane that lies on one side of a given line.




Space is the set of all points.

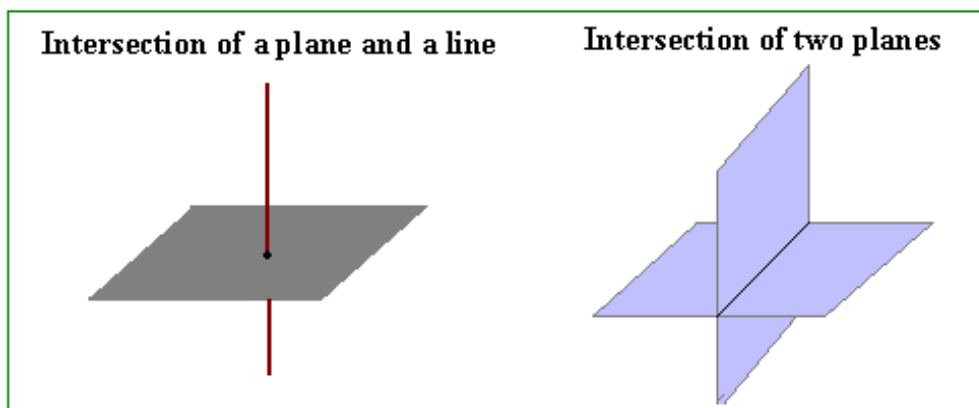
Collinear points are points that lie in the same line.

Coplanar points are points that lie in the same plane.

The **intersection** of two geometric figures is the set of points that are common to both figures.



The intersection point of a line with a line or plane is called the **foot** of the line.



A **locus** is the set of all points that satisfy some specified requirement.

A **normal** is the same as a perpendicular.

The term "**to bisect**" means the same as to cut in half.

Postulates:

- Through two distinct points only one line can be drawn.
- Two straight lines can intersect in only one point.
- A point divides a line into two infinite subsets of points of the line.
Each part of the line is called a **half-line**, and the dividing point is called the **endpoint** of each half-line. If a half-line contains its endpoint, it is said to be closed; if it does not, it is said to be open.
- A straight line divides the plane into three subsets of points: two half planes and the line itself.
- The intersection of two planes is a line.
- If two points are in a plane then the line through the points is in that plane.
- In a plane, one and only one line can be drawn through a point, either outside or on a given line, perpendicular to the given line.
- Through any three points, there is at least one plane, and through any three non-collinear point there is exactly one plane.
- A line contains at least two points, a plane contains at least three points but not all in one line, and space contains at least four points, but not all on one plane.
- The shortest distance between two points is the length of the line segment joining them.
- A geometric figure can be moved without altering its size or shape.

Simple theorems:

- The intersection of two lines is exactly at one point.
- If a line and a point not on the line are existent, then a plane contains both figures.
- If two lines intersect, then a plane contains both of them.

Segments

- A **line segment** is the part of a line between two given distinct points on that line (including the two points).

Segment AB consists of points A and B and all points in between A and B .



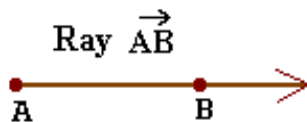
A point C is said to be a point on the segment AB if $AC + CB = AB$. The points A and B are said to be endpoints of the segment AB .

- **Congruent segments** are segments with equal lengths.
- A **chord** is the line segment between two points on a given curve.
- The longest chord of a figure is called a **diameter**.
- The **midpoint** of a segment is the point that divides the segment into two congruent segments.



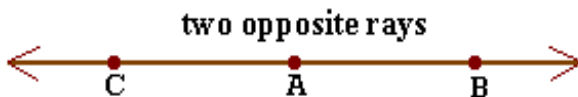
The point C is the midpoint of the segment AB because $AC = BC$.

- The **ray** AB is a set of points that originate from the point A and extend indefinitely in the direction to the point B .



The point A is the endpoint of the ray. When denoting a ray, its endpoint is named first.

- Two rays, AB and AC , are said to be opposite rays if they have a common endpoint and extend indefinitely in opposing directions.

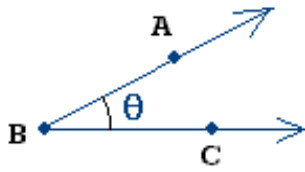


All the points on both opposite rays are collinear with respect to each other.

- The **bisector** of a segment is a line, plane, ray or another segment that intersects the segment at its midpoint.
- A **perpendicular bisector** of a segment is a line, ray or another segment that is perpendicular to the segment at its midpoint.
If a point lies on the perpendicular bisector of a segment, then the point is equidistant from the endpoints of the segment, and *vice versa*, if a point is equidistant from the endpoints of a segment, then the point lies on the perpendicular bisector of the segment.

2. Types of Angles

Angles are geometric figures formed by two rays having the same endpoint. The two rays are called the sides of the angle, and their common endpoint is called the vertex of the angle.



An angle is often denoted by the symbol \angle , followed by a letter or three letters. If an angle is named using letters, the middle letter denotes the vertex of the angle, while the others refer to the points on the sides of the angle; if there is only one letter, it then refers to the vertex.

The angle shown can be referred to as $\angle B$, $\angle ABC$ or θ .

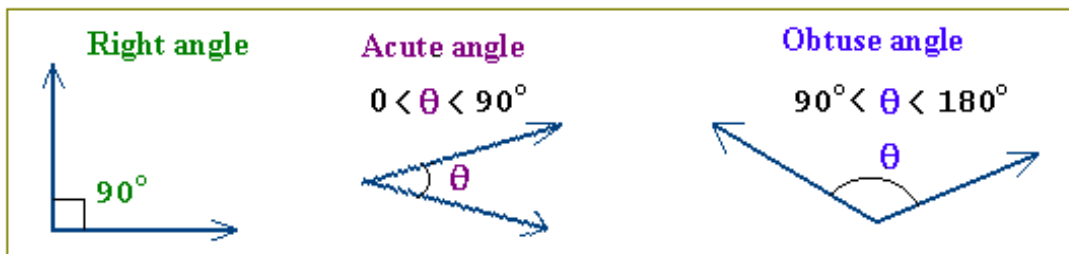
Angles can be classified by their measure:

A **right angle** is an angle formed by two perpendicular lines, *i.e.* an angle that measures 90° (or $\pi/2$ radian). Right angles are often indicated by squares.

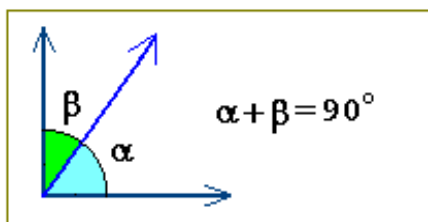
An angle that is not 90° is called an **oblique angle**.

An acute angle is an angle that measures between 0 and 90° .

An **obtuse angle** is an angle that measures between 90° and 180° .

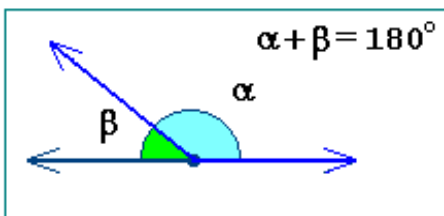


Straight angles are angles that measure 180° .



Complementary angles are two angles whose measures sum up to 90° .

The angles α and β are complementary angles.



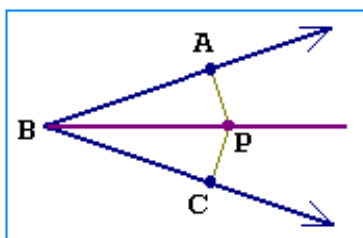
Supplementary angles are two angles whose measures sum up to 180° .

The angles α and β are supplementary angles.

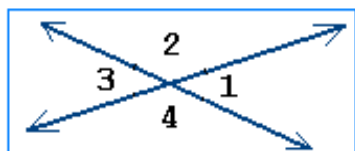
Congruent angles are angles that have an equal measure.

Adjacent angles are two coplanar angles having a common vertex and a common side, but no common interior points.

The **bisector of an angle** is a segment or ray that divides an angle into two congruent adjacent angles.

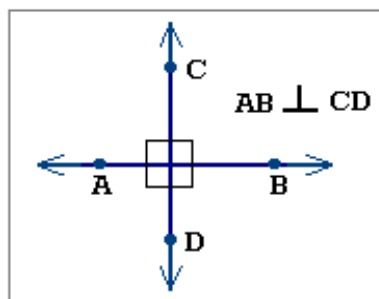


- If a point P lies on the bisector of an angle then the point is equidistant from the sides of the angle: $PA = PC$.
- If a point is equidistant to the sides of an angle, i.e. $PA = PC$, then the point lies on the bisector of the angle.



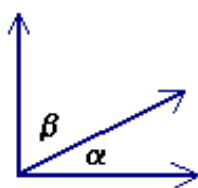
Vertical angles are two angles whose sides form two pairs of opposite rays. When two lines intersect, two pairs of vertical angles are formed: $\angle 1$ and $\angle 3$, and $\angle 2$ and $\angle 4$.

Vertical angles are congruent: $\angle 1 = \angle 3$ and $\angle 2 = \angle 4$.



Perpendicular lines are two lines that form right angles.

- Adjacent angles formed by perpendicular lines are congruent.
- If two lines form congruent adjacent angles, then the lines are perpendicular.
- Through a point not on the line, there is exactly one line perpendicular to the given line.



- If the exterior sides of two adjacent acute angles are perpendicular, then the angles are complementary.
- If two angles are supplements of congruent angles (or of the same angle), then the two angles are congruent.

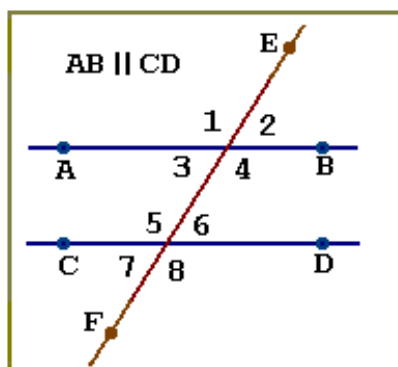
3. Parallel Lines

Parallel lines are lines that do not intersect and are coplanar.

Skew lines are lines that do not intersect and are not coplanar.

- A line and a plane are parallel if they do not intersect.
- If two parallel planes are cut by a third plane, then the lines of intersection are parallel.

A line that intersects two or more coplanar lines in different points is called a **transversal line**.



The line EF is the transversal of the line AB and CD . The angles that are produced have special names. The angles $\angle 3$, $\angle 4$, $\angle 5$, $\angle 6$ are called **interior angles**, $\angle 1$, $\angle 2$, $\angle 7$, $\angle 8$ are called **exterior angles**.

The two non-adjacent interior angles on opposite sides of the transversal are called the **alternate interior angles**.

$\angle 3$ and $\angle 6$ are alternate interior angles.

$\angle 4$ and $\angle 5$ are alternate interior angles.

The two interior angles on the same side of the transversal are called **the same-side interior angles**.

$\angle 3$ and $\angle 5$ are same-side interior angles.

$\angle 4$ and $\angle 6$ are same-side interior angles.

The two angles in corresponding positions relative to the two lines are called **the corresponding angles**.

$\angle 1$ and $\angle 5$ are corresponding angles.

$\angle 2$ and $\angle 6$ are corresponding angles.

$\angle 3$ and $\angle 7$ are corresponding angles.

$\angle 4$ and $\angle 8$ are corresponding angles.

Postulates:

- If two parallel lines are intersected by a transversal, then the corresponding angles are congruent.
- If two lines are intersected by a transversal and their corresponding angles are congruent, then the lines are parallel.

Simple theorems:

- If two parallel lines are intersected by a transversal, then the alternate interior angles are congruent.
- If two parallel lines are intersected by a transversal, then the same-side interior angles are supplementary.
- If the transversal is perpendicular to one of the two parallel lines, then it is perpendicular to the other one as well.
- If two lines are intersected by a transversal and their alternate interior angles are congruent, then the lines are parallel.
- If two lines are intersected by a transversal and the same-side interior angles are supplementary, then the lines are parallel.
- In a plane, if two lines are perpendicular to the same line, then the lines are parallel.
- Through a point not on the line, there is exactly one line parallel to the given line.
- If two lines are parallel to a third line, then they are all parallel to each other.
- If three parallel lines cut congruent segments off a transversal, then they cut off congruent segments on every transversal.

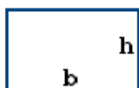
4. Squares and Rectangles

A **quadrilateral** is a geometric figure with four sides.

Two geometric figures are **similar** if their sides are in proportion and all their angles are the same.



A **square** is a quadrilateral with four congruent sides and right angles.



A **rectangle** is a quadrilateral with four right angles.

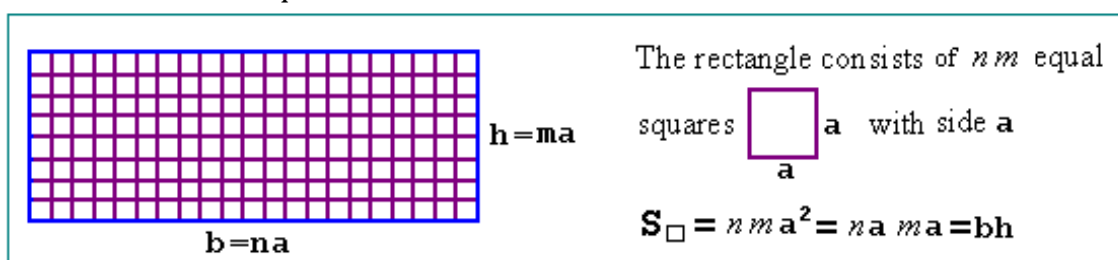
Postulates:

- The area of a square is the square of the length of a side: $S = b^2$.
- If two figures are congruent, then their areas are equal.
- The area of a region is the sum of the areas of its non-overlapping parts.

Theorem: The area of a rectangle equals the product of the length of its base b and the length of its height h :

$$S = bh$$

The **proof** can be based on the idea that is represented by the drawing below: the rectangle is divided into squares, no matter how many the squares are taken, so that its area equals the sum of areas of the squares.



The perimeter of a rectangle is $P = 2(b + h)$.

The measured angles of a rectangle sum up to 360° .

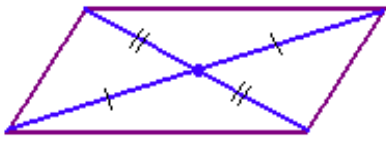
5. Parallelograms

A quadrilateral with both pairs of opposite sides parallel is called a **parallelogram**.

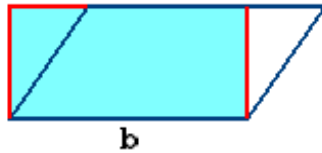
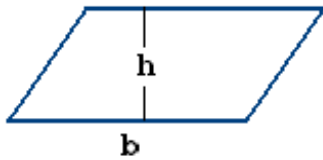


- Opposite sides of a parallelogram are congruent.
 - If two lines are parallel, then all the points on one line are equidistant from the other line.
 - Opposite angles of parallelograms are congruent.
-
- If both pairs of opposite sides of a quadrilateral are congruent, then the quadrilateral is a parallelogram.
 - If both opposite sides of a quadrilateral are both parallel and congruent, then the quadrilateral is a parallelogram.

- If both pairs of opposite angles of a quadrilateral are congruent, then the quadrilateral is a parallelogram.

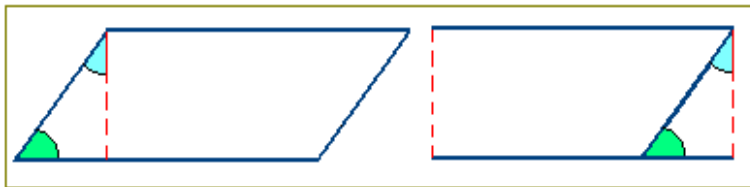


- The diagonals of a parallelogram bisect each other.
- If the diagonals of a quadrilateral bisect each other, then the quadrilateral is a parallelogram.



Theorem: The area of a parallelogram is equal to the product of its base and height.: $S = bh$

Proof: The parallelogram has the same area as the rectangular (see the drawing). Thus, its the area is equal to bh .



Theorem: The measured angles of a parallelogram sum up to 360° .

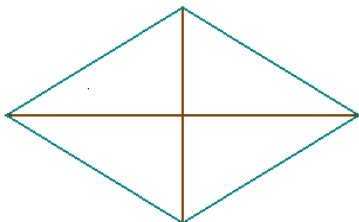
The **proof** is represented by the drawing. We can see that the shown parallelogram and rectangle have the same sum of

measured angles.

There are some special parallelograms: rectangle, square and rhombus.

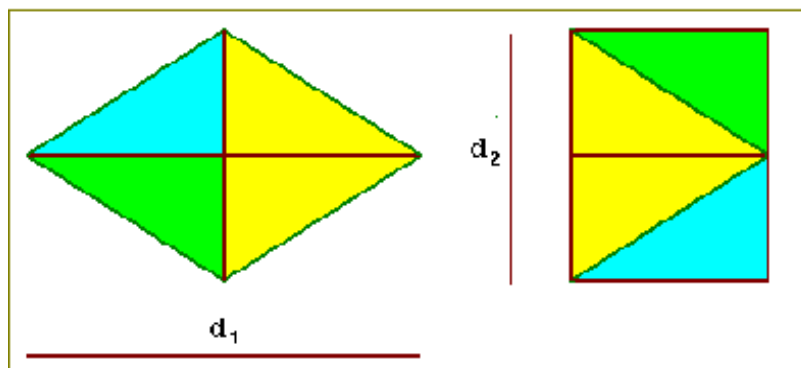
If an angle of parallelogram is a right angle then the parallelogram is a rectangle.

The diagonals of a rectangle are congruent.



- A **rhombus** is a parallelogram with four congruent sides.
- The diagonals of a rhombus are perpendicular.
- Each diagonal of a rhombus bisects two angles of the rhombus.

Theorem: The area of a rhombus equals half the product of its diagonals.



Proof: The area of the rhombus is equal to the area of the rectangle with sides $d_1/2$ and d_2 , i.e. it equals $d_1d_2/2$.

QED.

6. Triangles

A **triangle** is a geometric figure with three sides.

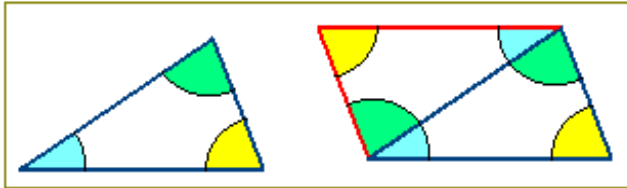
A **right triangle** is a triangle that contains a right angle.

A triangle that is not a right triangle is called an **oblique triangle**.

A triangle that contains an obtuse angle is said to be an **obtuse triangle**.

A triangle with two equal sides is called an **isosceles triangle**.

A triangle with three equal sides is called an **equilateral triangle**.

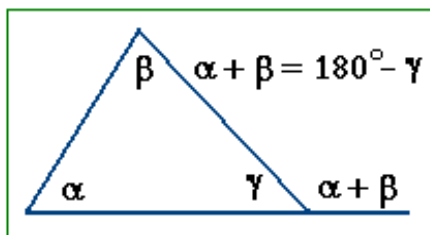


Theorem: The measured angles of a triangle sum up to 180° .

Proof: The sum of the measured angles of the triangle is half the sum of the measured angles of the parallelogram. Since half of 360° equals 180° , so the

theorem is proved.

- **Corollary 1:** If two angles of a triangle are congruent to two other angles from another triangle, then the third angles are congruent.
- **Corollary 2:** The individual measured angles of an equiangular triangle are 60° .
- **Corollary 3:** In a triangle, at most, there can only be one right or obtuse angle.
- **Corollary 4:** In a right triangle the acute angles are complementary.

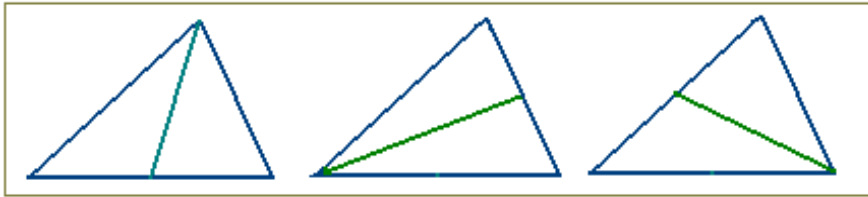


- The measure of any exterior angle in a triangle is equal to the sum of the measures of the two remote interior angles.

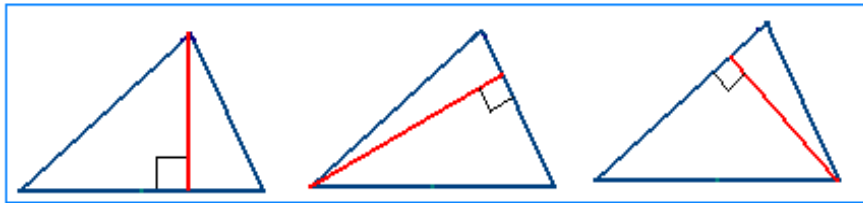
Simple theorems:

- If three sides of a triangle are congruent with three sides of another triangle, then the triangles are congruent.
- If two sides and the included angle of a triangle are congruent with two sides and the included angle of another triangle, then the triangles are congruent.
- If two angles and the included side of a triangle are congruent with two angles and the included side of another triangle, then the triangles are congruent.
- If two sides of a triangle are congruent, then the angles opposite those sides are congruent.
- **Corollary 1:** An equilateral triangle is also an equiangular triangle.
- **Corollary 2:** An equilateral triangle has three 60° angles.
- **Corollary 3:** The bisector of the vertex angle of an isosceles triangle is perpendicular to the base at its midpoint.

- If two angles of a triangle are congruent, then the sides opposite the angles are congruent.
- If two angles and the non-included side of a triangle are congruent to two angles and the non-included side of another triangle, then the triangles are congruent.

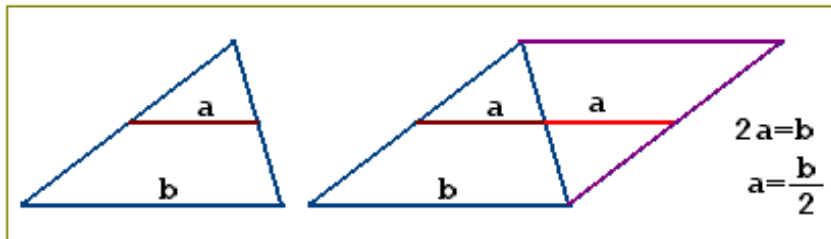


A **median** of a triangle is the segment from a vertex to the midpoint of the opposite side of the vertex.



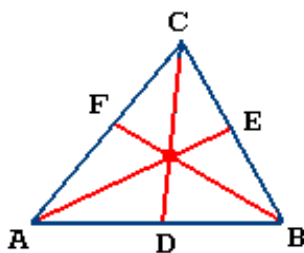
An **altitude** of a triangle is a segment from a vertex and it is perpendicular to the opposite side of the vertex.

The **foot** of an altitude is the intersection point of an altitude of a triangle with the base to which it is drawn.



Theorem: The segment whose endpoints are the midpoints of two sides of a triangle is parallel to the third side; its length is half the length of the third side.

The **proof** easily follows from the drawing.



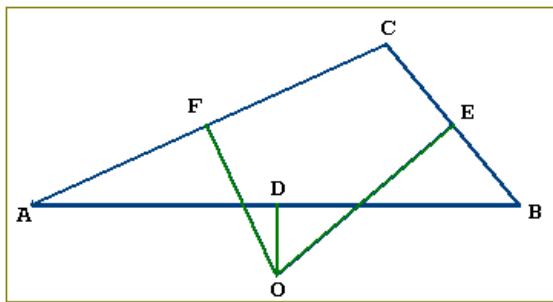
Theorem: The bisectors of angles of a triangle intersect at a point that is equidistant from the three sides of the triangle.

Proof: According to the property of the bisector of an angle, any point that lies on the bisector is equidistant from the sides of the angle.

Hence, the point of intersection of the bisector AE of the angle A and the bisector BF of the angle B is equidistant from the pairs of the sides: AB and AC , and AB and BC .

Therefore, this point is equidistant from the three sides of the triangle ABC .

However, if the point is equidistant from the sides AB and BC , then it lies on the bisector CD of the angle C . The theorem is proved.



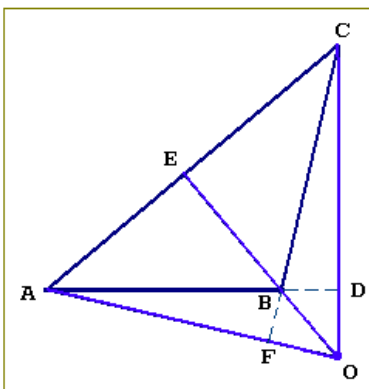
Theorem: The perpendicular bisectors of the sides of a triangle intersect at a point that is equidistant from the three vertices of the triangle.

Proof: According to the property of the bisector of a segment any point that lies on the perpendicular bisector of a segment is equidistant from the endpoints of the segment.

Hence, the point of intersection of the bisector OE of the segment BC and the bisector OF of the segment AC is equidistant from the pairs of the angles: $\angle A$ and $\angle C$, and $\angle B$ and $\angle C$.

Therefore, this point is equidistant from the three vertices of the triangle ABC .

However, if the point O is equidistant from the endpoints of the segment AB , then this point lies on the perpendicular bisector OD of the segment AB . The theorem is proved.



Theorem: The lines that contain the altitudes of a triangle intersect at one point.

Proof: Consider the triangle ABC . Let a point O be the point of intersection of the lines CO and EO that contain altitudes CD and EB respectively. Let us also draw the line AO . We have to prove that $AO \perp CF$, i.e. the line AO contains altitude AF .

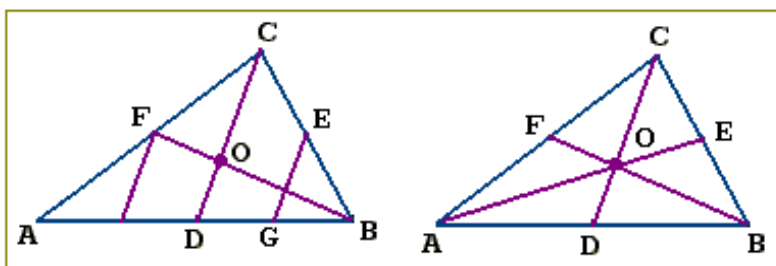
1) From the triangle AFC it follows that

$$\angle AFB = \angle AFC = 180^\circ - (\angle ACF + \angle CAF).$$

2) Since $\angle OBF = \angle EBC = 90^\circ - \angle ACF$, so we get from the triangle OBF

$$\angle BFO = 180^\circ - (\angle FOB + \angle OBF) \Rightarrow$$

$$\angle AFB = 180^\circ - (\angle CAB + \angle BAF + \angle ACB) = 180^\circ - (\angle CAF + \angle ACB)$$



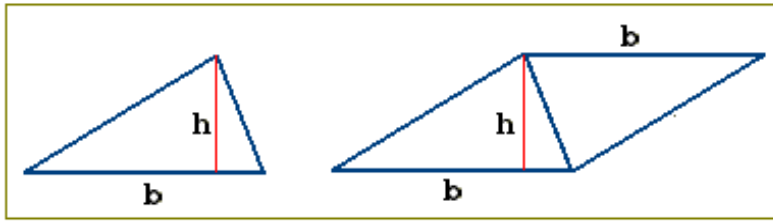
Theorem: The medians of a triangle intersect at a point that is two thirds the distance from a vertex to the midpoint of the side opposite the vertex.

Proof: The median CD divides the triangle ABC into

two triangles, ADC and BDC . Let the segment EG be the median of the triangle BDC . If BF is the median of the triangle ABC , then parallel segments EG and CD divide this median into three equal parts so that $BO = 2FO$. Hence, the median CD intersects the median BF at the point O that is two thirds the distance from the vertex B to the midpoint F .

In a similar way we can conclude that the median BF intersect the median CD at the point O that is two thirds the distance from a vertex C to the midpoint D .

The same conclusion is valid for any pairs of the medians. Therefore, the theorem is proved.



Theorem: The area of a triangle is equal to half the product of its base and height: $S = bh/2$

Proof: The area of the triangle is equal to half the area of the parallelogram

with the same base and height.

Theorem: The area of a triangle with sides a, b and c can be calculated by using the following formula:

$$S = \sqrt{p(p-a)(p-b)(p-c)},$$

where $p = (a + b + c)/2$ is half the perimeter of the triangle.

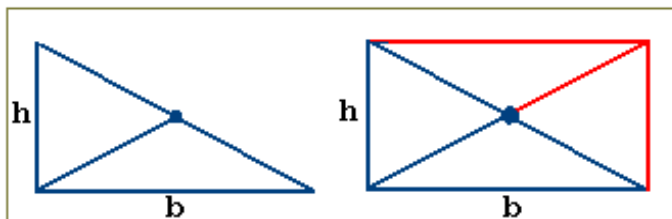
Similar Triangles

- If two angles of a triangle are congruent with two angles of another triangle, then the triangles are similar.
- If an angle of a triangle is congruent with another angle of a different triangle and their sides including the angles are in proportion, then the triangles are similar.
- If the sides of two triangles are in proportion, then the triangles are similar.
- If a line parallel to one of the sides of a triangle intersects the other two sides, then the line divides those sides proportionally.
- If a ray bisects an angle of a triangle, then it divides the opposite side of the angle into segments proportional to the other two sides.

7. Right Triangles

In right triangles, the side opposite the right angle is called the **hypotenuse**, and the other sides are called the **legs**.

- If one side and the hypotenuse of a right triangle are congruent with the hypotenuse and one side of another right triangle, then the right triangles are congruent.



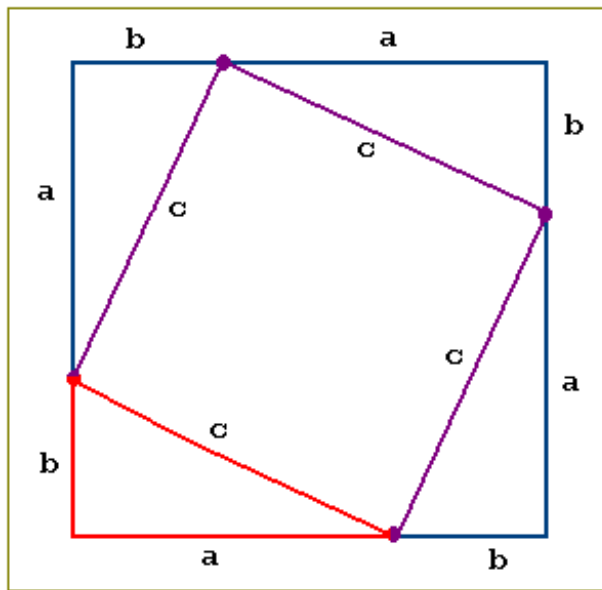
Theorem: The midpoint of the hypotenuse of a right triangle is equidistant from the three vertices.

The **proof** follows from the drawing.

Theorem: The area of a triangle is the product of half the length of its base and the length of the height: $S = \frac{bh}{2}$

Proof: It is clear from the above drawing that the area of a rectangle equals twice the area of a triangle on the one hand, and it equals the product bh of the length of the base and the length of the height on the other hand.

The Pythagorean Theorem: In a right triangle, the square of the hypotenuse is equal to the sum of the squares of the legs. $c^2 = a^2 + b^2$.



Proof: It follows from the drawing that the area of the square with the sides $(a+b)$ is equal to the sum of areas of the right triangles and the square with the sides c . The area of the right triangles with the legs a and b is equal to $\frac{ab}{2}$.

However, according to the above postulate the area of the square is the square of the length of its side. Therefore,

$$4 \cdot \frac{ab}{2} + c^2 = (a+b)^2 \quad \Rightarrow$$

$$2ab + c^2 = a^2 + 2ab + b^2 \quad \Rightarrow$$

$$c^2 = a^2 + b^2$$

- If the square of one side of a triangle is equal to the sum of the squares of the other sides, then the triangle is a right triangle.
- If the square of the longest side of a triangle is greater than the sum of the squares of the other two sides, then the triangle is an obtuse triangle.
- If the square of the longest side of a triangle is less than the sum of the squares of the other two sides, then the triangle is an acute triangle.

Special Right Triangles

An **isosceles** right triangle is also called a 45-45-90 triangle because of the measures of the angles.

- The hypotenuse of a 45-45-90 triangle is $\sqrt{2}$ times as long as a leg.
- The hypotenuse of a 30-60-90 triangle is twice as long as the short leg and the longer leg is $\sqrt{3}$ times longer than the shorter leg.

8. Polygons

Polygons are made by coplanar segments such that:

- Each segment exactly intersects two other segments, one at each endpoint,
- No two segments with a common endpoint are collinear.

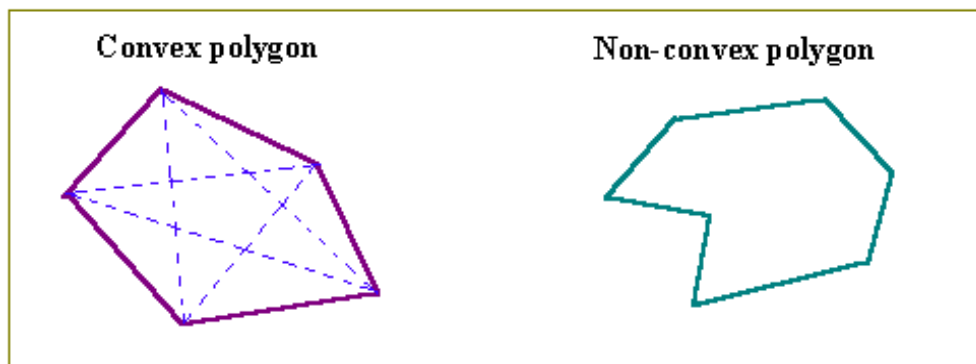
A **Convex polygon** is a polygon that has no side in the interior of the polygon.

A polygon all of whose sides are equal is called an **equilateral polygon**.

A polygon all of whose interior angles are equal is called an **equiangular polygon**.

Polygons are named according to the number of sides they have. A triangle is the simplest polygon. The terms that apply to triangles can also be applied to polygons.

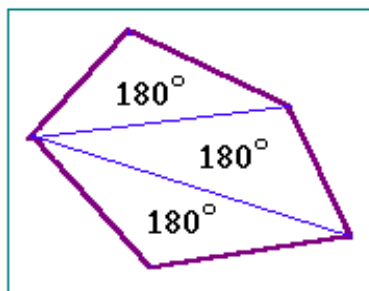
The area of a polygon means the polygon itself and its interior.



A **diagonal** of a polygon is a segment that joins two non-adjacent vertices.
In the above drawing the dotted lines represent the diagonals of the polygon.

Polygons are **similar** if

- their corresponding vertices are congruent,
- their corresponding sides are in proportion.

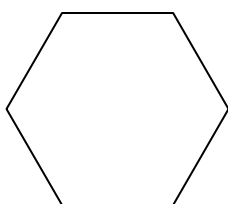


Theorem: The sum of the measured angles of an n -sided polygon is equal to the product $(n - 2)180^\circ$.

Proof: Let us draw all diagonals of a polygon from one vertex to get the triangles (see the drawing). Since the number of the triangles is equal to $(n - 2)$, and the sum of the measured angles of each triangle equals 180° , so the sum of the measured angles of an n -sided polygon is equal to the product $(n - 2)180^\circ$.

Examples:

- The number of sides of a triangle equals three.
Therefore, $(n - 2)180^\circ = (3 - 2)180^\circ = 180^\circ$.
- The sum of the measured angles of six-sided polygon is equal to $(6 - 2)180^\circ = 720^\circ$.



A **regular polygon** is a polygon that is both equilateral and equiangular.

The regular six-sided polygon is shown in the drawing.

9. Trapezoids



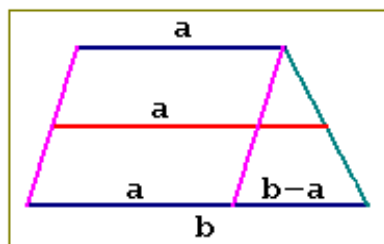
A quadrilateral with exactly one pair of parallel sides is a **trapezoid**.

The parallel sides of a trapezoid are called **bases**, and the other sides are called **legs**.



A trapezoid with congruent legs is called **isosceles**.

Base angles of an isosceles trapezoid are congruent.



Theorem: The median of a trapezoid

- is parallel to the bases,
- its length is equal to half the sum of the bases.

Proof: The median of a trapezoid is equal to the sum of the medians of the parallelogram and triangle (see the drawing). The length of the median of the triangle equals half the sum of its base, i.e. $(b-a)/2$. Therefore, the length of the median of the trapezoid is $a + (b-a)/2 = (a+b)/2$.

Theorem: The area of a trapezoid is equal to the product of half its height and the sum of the bases:

$$S = \frac{a+b}{2}h$$

Proof: The area of a trapezoid is equal to the sum of areas of the parallelogram and the triangle (see the above drawing). The area of the parallelogram is ah and the area of the triangle is equal to $(b-a)h/2$. Therefore, the area of a trapezoid is $ah + (b-a)h/2 = (a+b)h/2$.

Corollary: Since the median of a trapezoid is equal to $(a+b)/2$, so the area of a trapezoid is equal to the product of its height and the median.

10. Geometric Inequalities

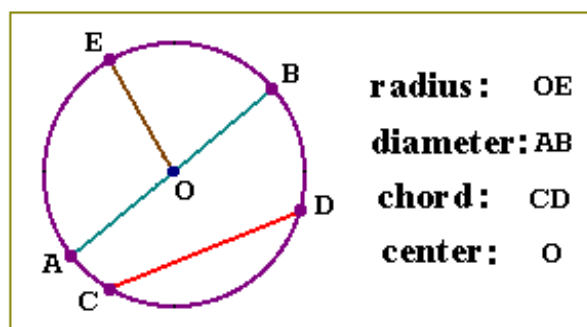
- If one side of a triangle is longer than a second side, then the angle opposite the longer side is larger than the opposite angle of the second side.
- If one angle of a triangle is larger than a second angle, then the side opposite the larger angle is longer than the opposite side of the second angle.
 - **Corollary 1:** The perpendicular segment from a point to a line is the shortest segment from the point to the line.
 - **Corollary 2:** The perpendicular segment from a point to a plane is the shortest segment from the point to the plane.
- The sum of the lengths of any two sides of a triangle is greater than the length of the third side.
- If two sides of a triangle are congruent with two sides of another triangle, but the included angle of the first triangle is larger than the included angle of the second

triangle, then the third side of the first triangle is longer than the third side of the second triangle.

- If two sides of a triangle are congruent with two sides of another triangle, but the third side of the first triangle is larger than the third side of the second triangle, then the included angle of the first triangle is larger than the included angle of the second triangle.

11. Circles

A **circle** is a set of points in a plane that are equidistant from a fixed point.



The fixed point is called the **center** and the distance from the fixed point to the set of points is the **radius**.

A segment that joins two points on a circle is called a **chord**.

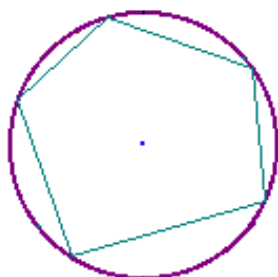
A chord that passes through the center is called a **diameter**.

A **secant** is a straight line that intersects a curve in two or more points.

The diameter of a circle is twice the radius.

Congruent circles are circles that have congruent radii.

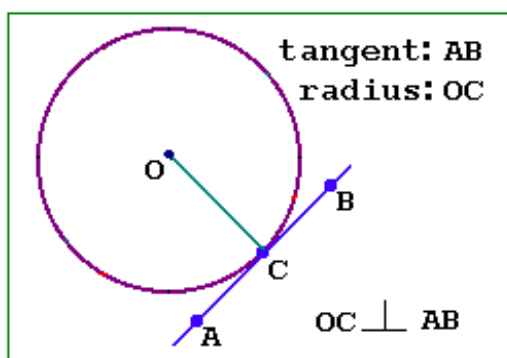
Concentric circles are circles in the same plane with the same center and different radii.



A circle is said to be circumscribed about the polygon, if the circle is drawn around a polygon and the vertices of the polygon are touching the circle

A polygon is said to be inscribed in a circle, if the polygon is drawn inside the circle and the vertices of the polygon are touching the circle.

meets a smooth curve at a single point and does not cut across the curve.



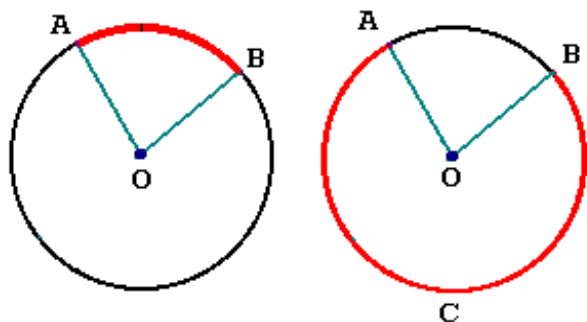
A **tangent** of a circle is the line that lies in the same plane as the circle and meets the circle at exactly one point, called the **point of tangency**, and does not cut across the curve.

- If a line is tangent to a circle then the radius is perpendicular to the line at the point of tangency.

- If a line is perpendicular to the radius of a circle at the radius' outer endpoint, then the line is a tangent to the circle.

An **arc** is an unbroken part of a circle.

A **sector** is a region that is bounded by two radii and an arc of the circle.



A minor arc is the arc that is formed by the interior $\angle AOB$ and the points on the circle between points A and B .

The remaining part of the circle is called the major arc.

Major arcs and semicircles are denoted by three points on the circle.

The **central angle of a circle** is an angle between two radii of a circle.

The **central angle of an arc** is the central angle of a circle with the endpoints of the angle that cuts off a minor arc.

The measure of a minor arc is the measure of its central angle.

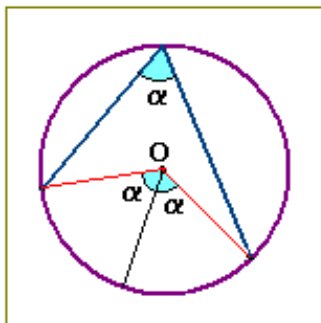
The measure of a semicircle is 180° .

Arcs having a single common point are the **adjacent** non-overlapping arcs.

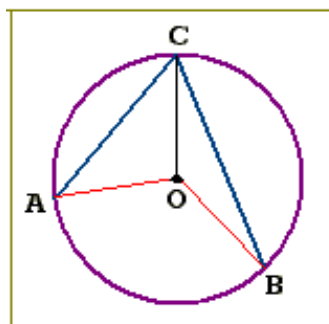
- The measure of the arc formed by two non-overlapping adjacent arcs is the sum of the measures of their central angles.
- In congruent circles or in the same circle, two minor arcs are congruent if and only if their central angles are congruent.
- In congruent circles or in the same circle congruent arcs have congruent chords and congruent chords have congruent arcs.
- A diameter that is perpendicular to a chord bisects that chord and the arc in the chord.
- In congruent circles or in the same circles:
Chords that are equally distant from the center (or centers) are congruent.
Congruent chords are equally distant from the center (or centers).

12. Angles and Segments

An **inscribed angle** is an angle whose vertex is on the circle and the sides contain chords of the curve.



Theorem: The measure of an inscribed angle is equal to half the measure of its intercepted arc.



Proof: It is necessary to prove that $\angle AOB = 2\angle ACB$.

Let us draw the line OC from the vertex of the angle to the center of the circle and consider the triangles AOC and COB .

1) They are isosceles triangle because $\angle CAO = \angle ACO$ and $\angle OCB = \angle CBO$.

2) The measured angles of a triangle sum up to 180° . Hence,

$$\angle AOC = 180^\circ - 2\angle ACO.$$

$$\angle COB = 180^\circ - 2\angle OCB.$$

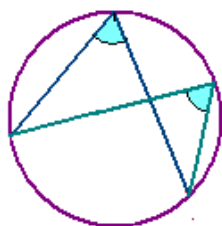
3) Since the sum of the angles $\angle ACO$ and $\angle OCB$ gives the angle $\angle ACB = \alpha$, so

$$\angle AOC + \angle COB = 360^\circ - 2(\angle ACO + \angle OCB) = 360^\circ - 2\angle ACB.$$

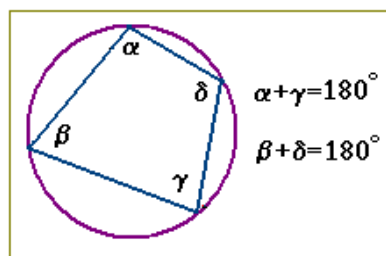
However, the measured central angles sum up to 360° .

Hence, $\angle AOC + \angle COB = 360^\circ - \angle AOB$, so $\angle AOB = 2\angle ACB$.

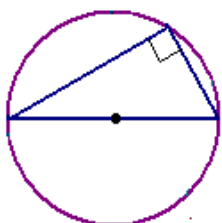
QED.



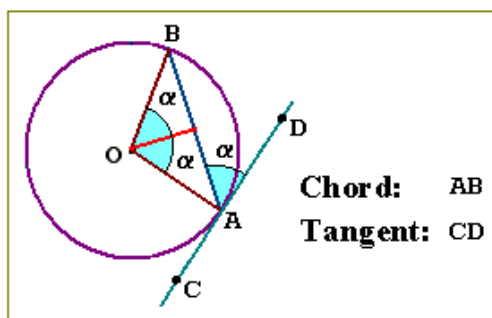
Corollary 1: If two inscribed angles intercept the same arc, then the angles are congruent.



Corollary 2: If a quadrilateral is inscribed in a circle, then the measured opposite angles of the quadrilateral are supplementary.

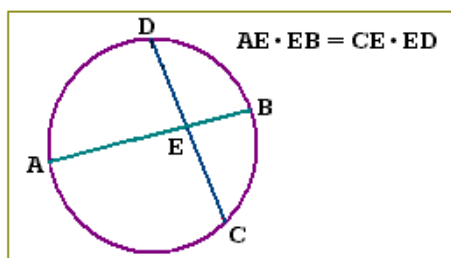


Corollary 3: An angle inscribed in a semicircle is a right angle.

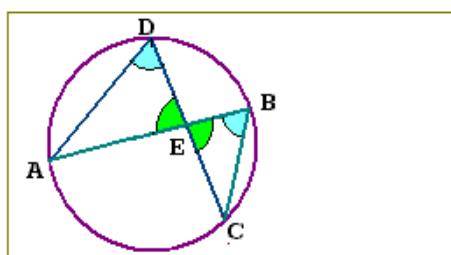


Theorem: The measure of the angle formed by a chord and a tangent is equal to half the measure of the intercepted arc.

The **proof** is based on the last theorem and clear from the drawing.



Theorem: When two chords intersect inside a circle, the product of the lengths of the segments of one chord is equal to the product of the lengths of the segments of the other chord.



Proof: 1) Two inscribed angles, ADC and ABC , intercept the same arc AC . Hence, the angles are congruent.

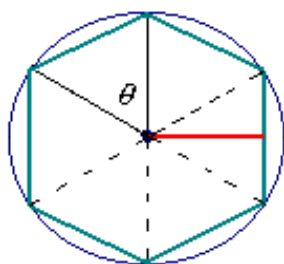
2) $\angle AED = \angle BEC$ because vertical angles are congruent.

3) Two angles of the triangle ADE are congruent with two angles of the triangle CBE . Hence, the triangles are similar.

4) Therefore, $\frac{AE}{CE} = \frac{ED}{EB}$ and so $AE \cdot EB = CE \cdot ED$. **QED.**

Given a circle, a regular polygon can be inscribed in the circle, no matter how many sides the polygon has.

Also, given a regular polygon of any number of sides, a circle can be circumscribed about the regular polygon.



The center of a polygon is also the center of the circumscribed circle.

The radius of a regular polygon is the distance from the center to a vertex of the polygon.

The central angle of a regular polygon is the angle θ formed by two radii drawn from two consecutive vertices.

The **apothem** of a regular polygon is the perpendicular distance from the center to a side of the polygon.

Theorem: The area of a regular polygon is equal to the perimeter of the polygon and half the apothem.

Proof: Let us divide n -sided regular polygon into n equal triangles (as the above drawing). Since the base of the triangle is b and the height is equal to the apothem of the polygon a , so the area of the triangle equals $ah/2$. Therefore, the area of the polygon is

$$S = nab/2 = Pa/2,$$

where $P = nb$ is the perimeter of the polygon. The theorem is proved.

Problem 1: Calculate the circumference of a circle of the radius r .

Solution: It is known from TRIGONOMETRY that the arc length of a central angle θ is equal to the product of the angle in radian units and the radius of the circle:

$$C_{arc} = \theta r$$

The measure of a circle is the central angle of 180° or 2π radians. Therefore, the circumference of a circle is equal to the product of two times π and the radius:

$$C = 2\pi r$$

Problem 2: Calculate the area of a circle of the radius r .

Solution: As it noted above, a regular polygon can be inscribed in the given circle, no matter how many sides the polygon has. Let the number of sides of the polygon inscribed in a circle grow without limitation. In this way the interior of the polygon tends to the circle, then its perimeter tends to the circumference of the circle $2\pi r$ and its apothem tends to the radius r .

$$\frac{Pa}{2} \Rightarrow \frac{2\pi \cdot r}{2} = \pi r^2$$

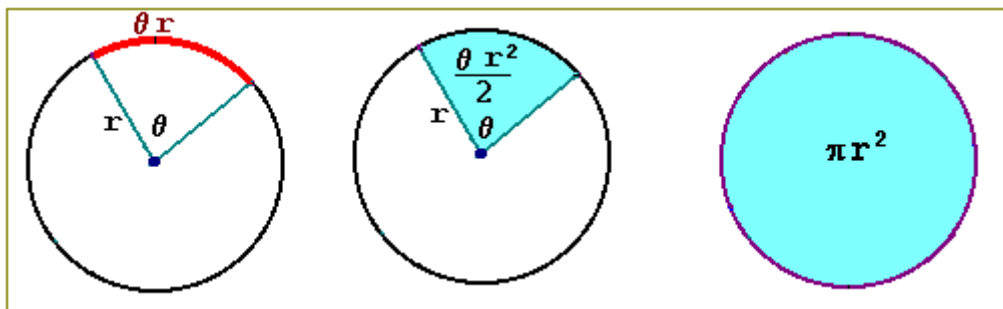
Hence, the area of the circle is equal to the product of π and the square of the radius:

$$S = \pi r^2$$

Corollary: The area of a sector can be calculated making use of the following formula:

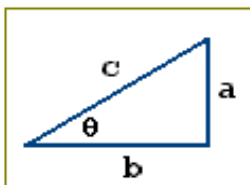
$$S = \frac{\theta r^2}{2},$$

where θ is the central angle in radian units.



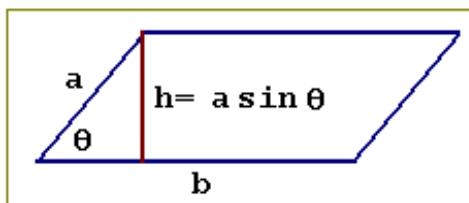
13. Formulas based on Trigonometry

Let us recall definitions of trigonometric functions.



In a right triangle with the hypotenuse c trigonometric functions are defined by the following relationships:

$$\begin{aligned} \sin \theta &= \frac{a}{c} & \cos \theta &= \frac{b}{c} \\ \tan \theta &= \frac{a}{b} & \cot \theta &= \frac{b}{a} \end{aligned}$$

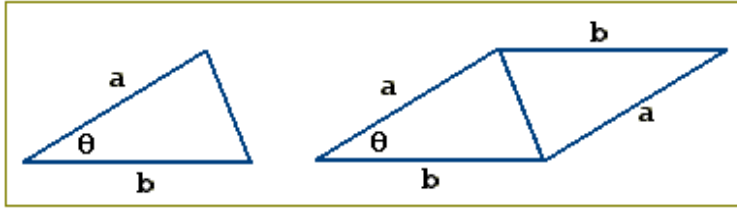


Theorem: The area of a parallelogram is equal to the product of the sides and the sine of the angle:

$$S = ab \sin \theta$$

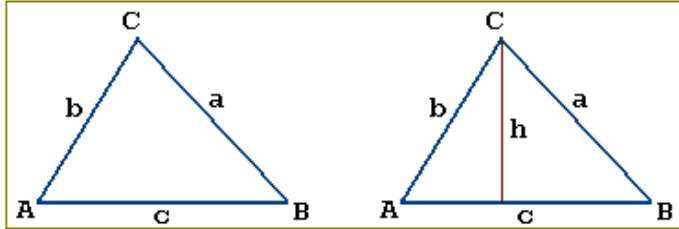
Proof: By definition the sine of an angle is the ratio of the opposite side h to the hypotenuse a . Hence,

$$h = a \sin \theta \text{ and } S = bh = ab \sin \theta .$$



Corollary: The area of a triangle is equal to half the product of its sides and the sine of the angle between them:

$$S = \frac{1}{2} ab \sin \theta$$



Theorem: For a given triangle with the sides a, b and c the ratio between the sine of an angle and the opposite side is a constant value:

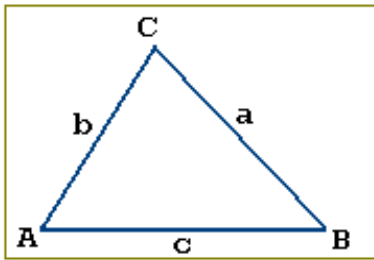
$$\frac{\sin A}{a} = \frac{\sin B}{b} = \frac{\sin C}{c}$$

Proof: Let h be one of the heights of

the triangle (see the drawing). Then, by definition $\sin A = h/b$, $\sin B = h/a$. Therefore,

$$b \sin A = a \sin B \quad \Rightarrow \quad \frac{\sin A}{a} = \frac{\sin B}{b}$$

In a similar way, as above, we can conclude that $\frac{\sin A}{a} = \frac{\sin C}{c}$. The theorem is proved.

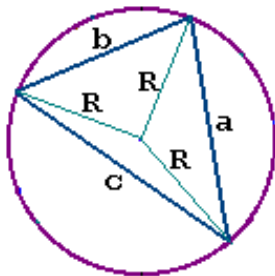


Theorem: For a given triangle with the sides a, b and c the following formulae are valid:

$$a^2 = b^2 + c^2 - 2bc \cos A$$

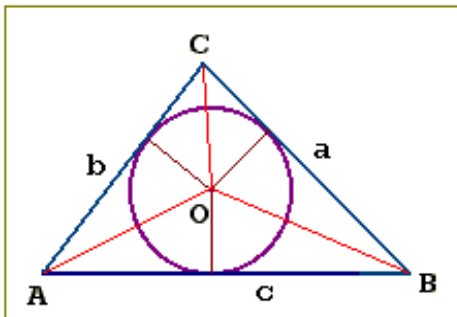
$$b^2 = a^2 + c^2 - 2ac \cos B$$

$$c^2 = a^2 + b^2 - 2ab \cos C$$



Theorem: Let a triangle with the sides a, b and c be inscribed in a circle with radius R . Then the area of the triangle is

$$S = \frac{abc}{4R}$$



Theorem: Let a triangle be circumscribed about a circle with the radius r . Then the area of the triangle is

$$S = rp$$

where $p = (a + b + c)/2$ is half the perimeter of the triangle.

Proof: The area of the triangle ABC is equal to the sum of the areas of the triangles ABO , BCO and CAO , whose heights are equal to the radius r . Therefore,

$$S = \frac{r}{2}a + \frac{r}{2}b + \frac{r}{2}c = \frac{r}{2}(a + b + c) = rp.$$

14. Solids

Geometric **solid** is the bounding surface of a three-dimensional portion of space. A **volume** is the amount of space, measured in cubic units, that a solid occupies.

Postulates:

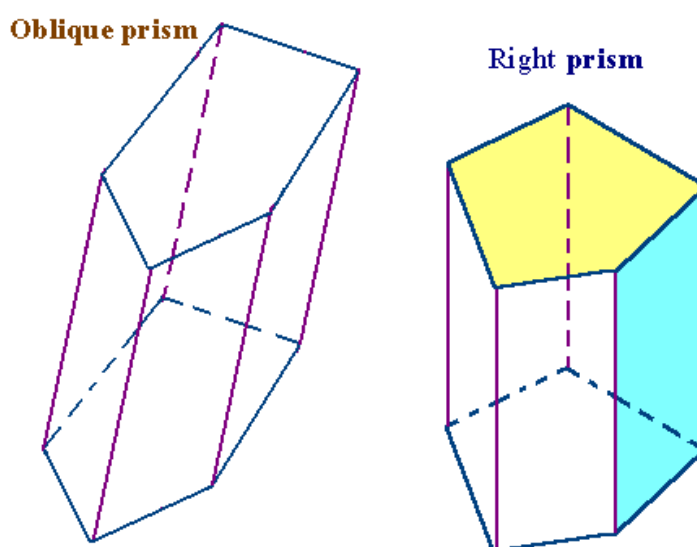
- The volume of a cube is the cube of the length of its side:

$$V = b^3$$

- If two figures are congruent, then their volumes are equal.
- The volume of a figure is the sum of the volumes of its non-overlapping parts.

14.1. Prisms

A prism consists of two bases and lateral faces. The bases of the prism are congruent and lie in parallel planes.



A **quadrangular prism** is a prism whose base is a quadrilateral.

A prism whose bases are parallelograms is called a **parallelepiped**.

The **altitude of a prism** is a segment that joins the two bases and is perpendicular to the bases.

Lateral edges are the intersection segments of adjacent lateral faces.

The lateral faces of prisms are parallelograms.

If the faces are rectangles, then the prism is called a right prism, otherwise the prism is called an oblique prism.

The base of a regular prism is a regular polygon.

The lateral area of a prism is the sum of the areas of its lateral faces.

The total area of a prism is the sum of the areas of the lateral faces and the areas of the bases.

Theorem: The lateral area of a right prism is equal to the product of the perimeter of the base and the height of the prism.

Proof: By definition the lateral area of a right prism is the sum of the areas of the rectangles. The area of the rectangle is equal to the product of the length of its base and the length of its height. Since all rectangles have the same height that equals the height of a prism, so the lateral area of the right prism is equal to the product of the height and the sum of the bases of the prism. Hence, the theorem is proved.

Theorem: The volume of a right prism is equal to the product of the area of the base and the height of the prism.

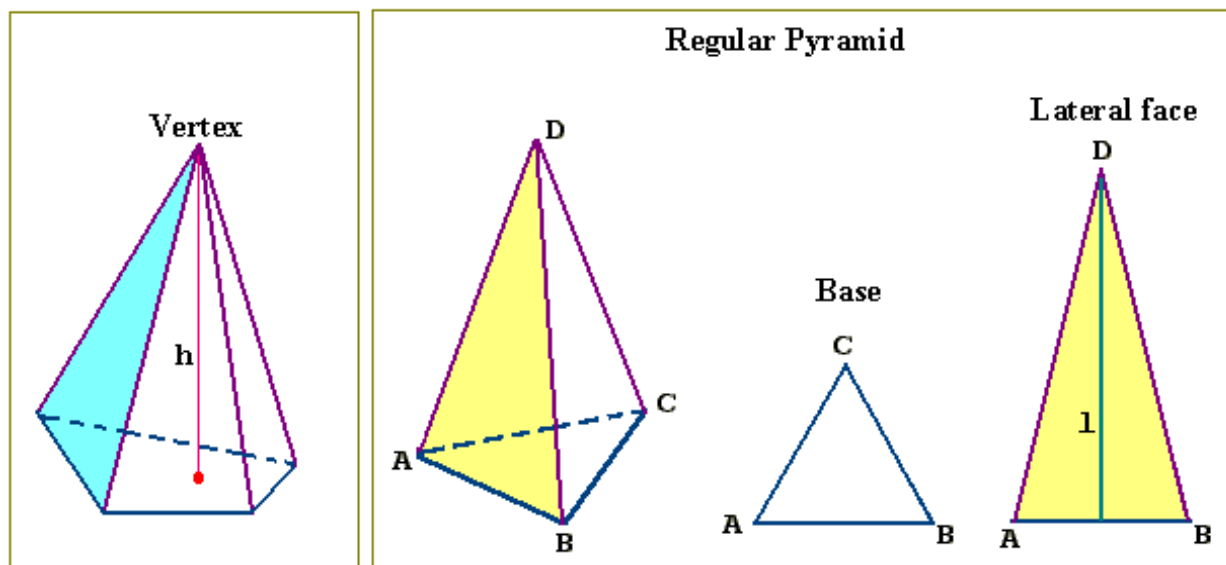
Proof: The prism can be divided into cubes, no matter how many the cubes are taken, so that its volume equals the sum of volumes of the cubes. Let a layer consist of m cubes and let n be the number of the layers in the prism. If the length of the side of the cube is b , then the volume of the prism equals mnb^3 . Since the area of the base of the prism is mb^2 and its height is nb , so the volume of the prism is equal to the product of the area of its base and the height.

14.2. Pyramids

A **pyramid** is a solid having a polygonal base, and triangular sides that meet in a point.

A **quadrangular pyramid** is a pyramid whose base is a quadrilateral.

A section of a pyramid between its base and a plane parallel to the base is called a **truncated pyramid**.



The segment perpendicular to the base from the vertex is the altitude and its length is the height of the pyramid.

A pyramid is called a **regular pyramid** if its base is a regular polygon and the lateral faces are congruent isosceles triangles. In this case, the height of a lateral face is called the slant height of the pyramid.

All lateral edges of the regular pyramid are congruent and the altitude intersects the base at its center.

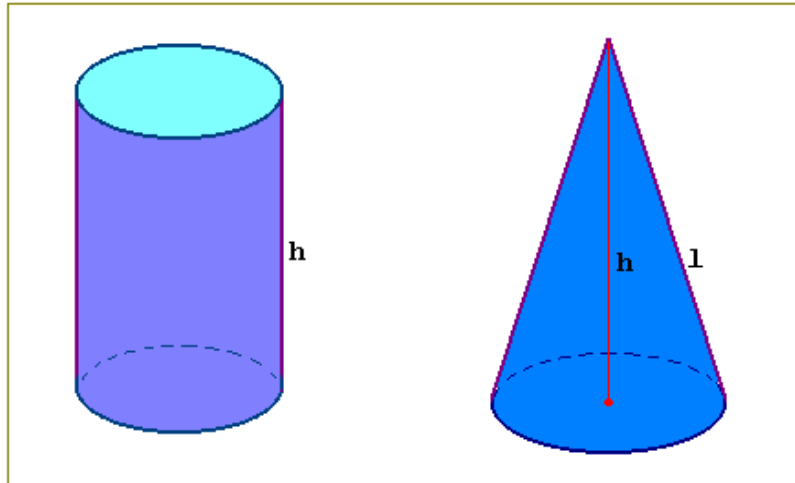
The **lateral area** of a regular pyramid is equal to the product of the area of one of the lateral faces and the number of sides the base has.

The volume of the pyramid can be found by using the following formula:

$$V = \frac{1}{3} S h$$

where S is the area of the base and h is the height of the pyramid.

13.3. Cylinder and Cones



Cylinders are like prisms, the only difference is that instead of having polygons for bases they have closed loops.

In a right cylinder, the perpendicular segment that joins the two circular bases at its centers is called the altitude. The length of the altitude is called the height of the cylinder. The radius of the base is also the radius of the cylinder.

The volume of a cylinder is equal to the product of the area of the base and the height:

$$V = Sh$$

In a right cylinder the area of the base equals πr^2 so that the volume is

$$V = \pi r^2 h$$

The lateral area of a right cylinder is equal to $2\pi r h$.

Cones are similar to pyramids, the only difference is that instead of having a polygon for a base the base of a cone is a closed loop.

A **circular cone** is a cone whose base is a circle.

In a right cone the altitude of a cone is a segment that is perpendicular to the base from the vertex to the center of the base. The length of the altitude is called the height of the cone. The slant height of a cone is the segment from the vertex to the edge of the base.

The volume of a cone can be found making use of the following formula:

$$V = \frac{1}{3} Sh$$

If a cone is a right cone, then its volume is

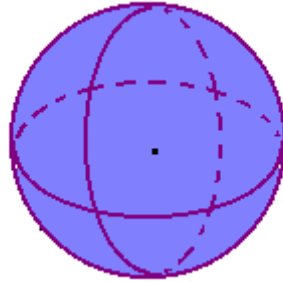
$$V = \frac{1}{3} \pi r^2 h$$

The lateral area of a right cone equals $\pi r l$.

14.4. Spheres

A **sphere** is a locus of points in three- dimensional space that are equidistant from a fixed point (called the center).

The terms used for circles are also used for spheres.



The area of a sphere with the radius r is equal to $4\pi r^2$.

The volume of a sphere with the radius r is

$$V = \frac{4}{3}\pi r^3.$$

Areas and volumes of similar solids

If a/b is the scale factor of two similar figures, then:

- the ratio of the corresponding perimeters is a/b ;
- the ratio of the lateral areas, base areas and total areas is $(a/b)^2$;
- the ratio of volumes is $(a/b)^3$.

A **solid of revolution** is a solid formed by rotation a plane figure about an axis in three- space.

References

1. D. Cohen. Precalculus. Minneapolis/St. Paul, N.Y., Los Angeles, San Francisco. 1997.
2. V.V. Konev, The Elements of Mathematics. Textbook. Tomsk. TPU Press, 2009, 140p.
3. V.V. Konev. The Elements of Mathematics. Workbook, Part 1. Tomsk. TPU Press, 2009, 54p.
4. V.V. Konev. The Elements of Mathematics. Workbook, Part 2. Tomsk. TPU Press, 2009, 40p.
5. V.V. Konev. Mathematics: Preparatory Course. Textbook. Tomsk. TPU Press, 1998, 104p.

Valery V. Konev, Associate Professor of the Higher Mathematics Department,
TPU, Ph.D.

Mathematics, Preparatory course: Trigonometry and Geometry.

Textbook

Reviewed by: V.A. Kilin, Professor of the Higher Mathematics Department. TPU,
D.Sc.